

Lodge *by Wildwood*  Grand Lodge *by Wildwood*

YOUR ULTIMATE CHOICE IN DESTINATION CAMPING



408 FLFB KITCHEN / LIVING ROOM [above]  
Saddle interior with Vigor Cherry wood





L A Z B O Y



408 FLFB LIVING ROOM [above]  
Palisade Cherry wood interior  
WITH LA-Z BOY ROCKER RECLINER  
408 FLFB BED ROOM [above right]  
WITH CEILING FAN  
408 FLFB STANDING DINETTE [left]  
Vigor Cherry wood interior

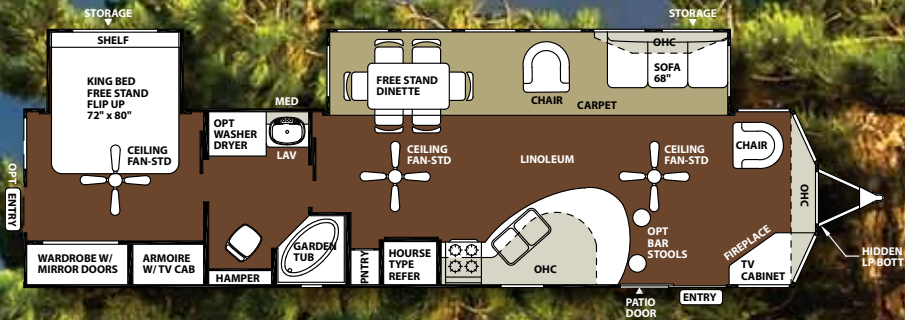


408 FLFB

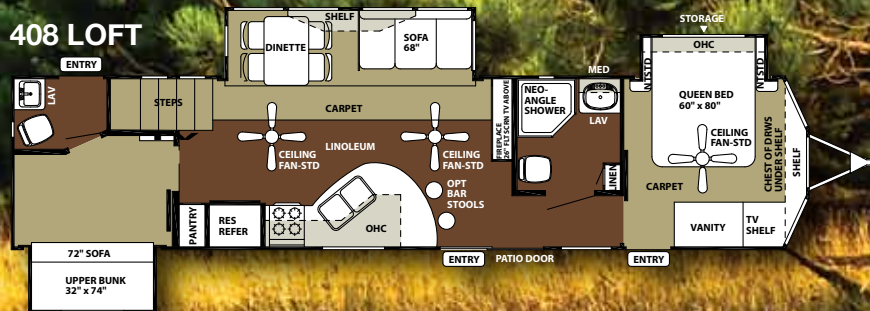
# Grand Lodge

FLOORPLANS by Wildwood by FOREST RIVER

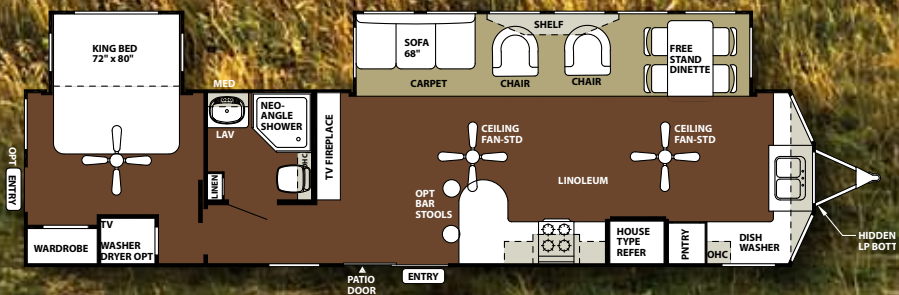
## 408 FLFB



## 408 LOFT



## 408 FKS



	408FLFB	408LOFT	408FKS
HITCH WEIGHT LB.	1790	1515	1735
AXLE WEIGHT LB.	9405	10685	9215
DRY SHIP WEIGHT LB.	11195	12200	10950
GVWR	13790	13515	13735
CCC (CARGO CAPACITY)	2535	1255	2735
EXT. LENGTH	40'5"	41'6"	40'7"
EXT. HEIGHT	12'9"	12'9"	12'9"
INT. HEIGHT	96"	96"	96"
FRESH WATER CAP GAL.	60	60	60
BLACK WATER CAP GAL.	43	86	43
GREY WATER CAP GAL.	43	86	43
TIRE SIZE IN.	16"	16"	16"
AWNING SIZE FT.	25'	25'	25'



408 FLFB KITCHEN / LIVING ROOM [above]  
Cappuccino interior with Vigor Cherry wood  
WITH LA-Z BOY ROCKER RECLINERS  
408 FLFB BATHROOM [above top]



# Lodge

by Wildwood

by FOREST RIVER

392 QBSS LIVING ROOM [above] Palisades Cherry interior WITH OPTIONAL HIDE-A-BED AND BAR STOOLS FREE STANDING DINETTE WITH CHAIRS





403 FB

403 FB BEDROOM [above] Saddle interior WITH OPT TV AND OPT SECOND 13.5 AC  
403 FB BATHROOM [right] WITH OPT GARDEN TUB





403 FB LIVING ROOM [above] Saddle interior  
 WITH FREE STANDING DINETTE  
 403 FB REAR BEDROOM [left] Saddle interior  
 WITH OPTIONAL DOUBLE AIR HIDE-A-BED  
 LOWER BUNK

# Lodge

by Wildwood

by FOREST RIVER



**LODGE SERIES TRAILERS HAVE THE CREATURE COMFORTS OF HOME THAT PROVIDE YOU WITH EXTENDED COMFORT.**



1



2



3



4



5



6



7



8



9



10



11



12



13

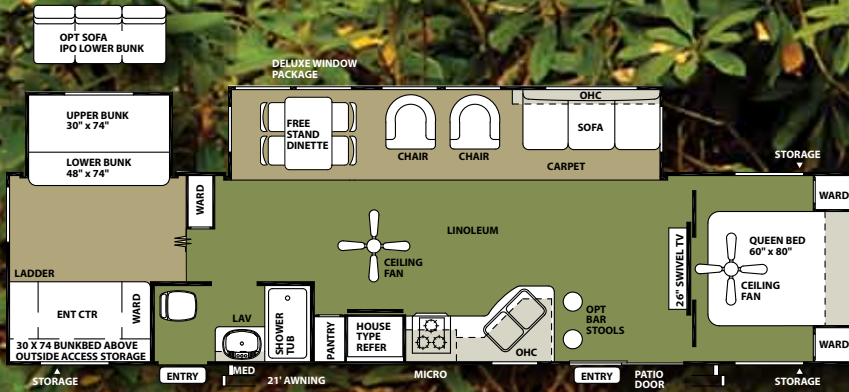


13

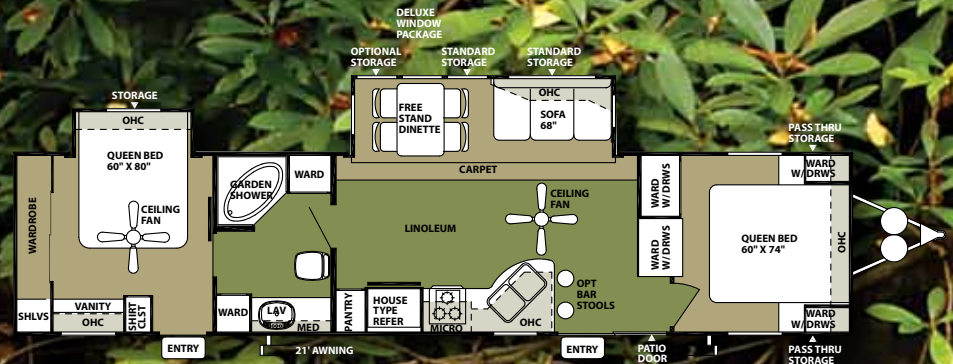
**LODGE & GRAND LODGE ADVANTAGES**

- 1. BEAU FLOR
- 2. 300 LBS BUNK RATE
- 3. PORCELAIN FOOT FLUSH
- 4. STEEL BED FRAME W/ COMFORT FLEX
- 5. SPRAY FAUCET
- 6. FIREPLACE (PER MODEL)
- 7. 110 VOLT CEILING FAN W/ LIGHT KIT (GRAND LODGE)
- 8. SILVERWARE DRAWER
- 9. SELF EDGED COUNTERTOP
- 10. OUTSIDE SPIGOT
- 11. PATIO DOOR (STD ALL MODELS)
- 12. CRANKOUT WINDOWS
- 13. RADIUS DOOR SECOND ENTRY
- 14. FANTASTIC FAN

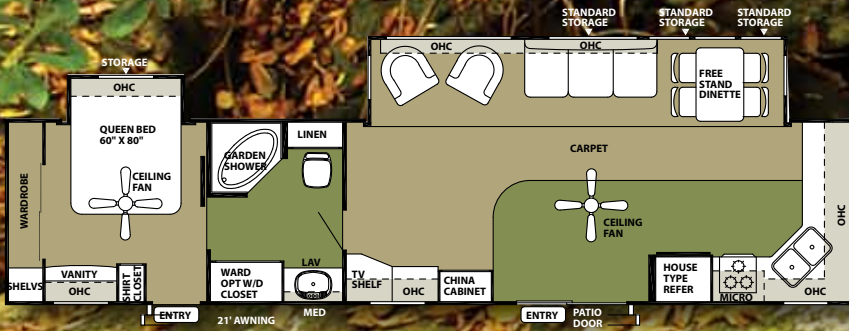
# LODGE FLOORPLANS / SPECIFICATIONS / INTERIOR COLORS



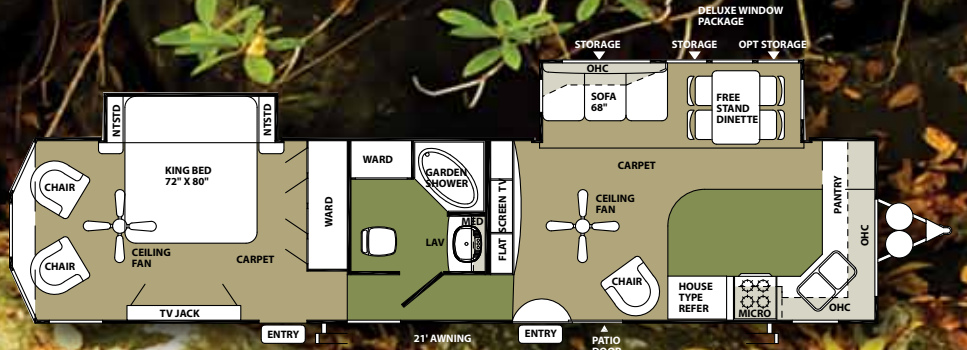
**392QBBS**



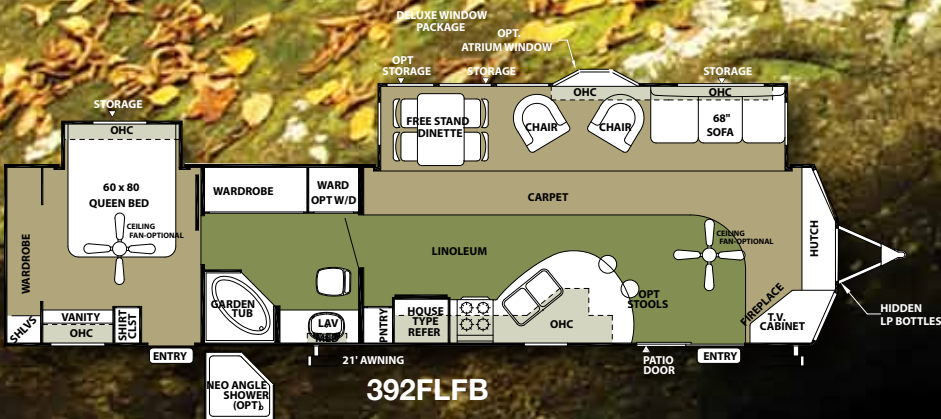
**392FBR2Q**



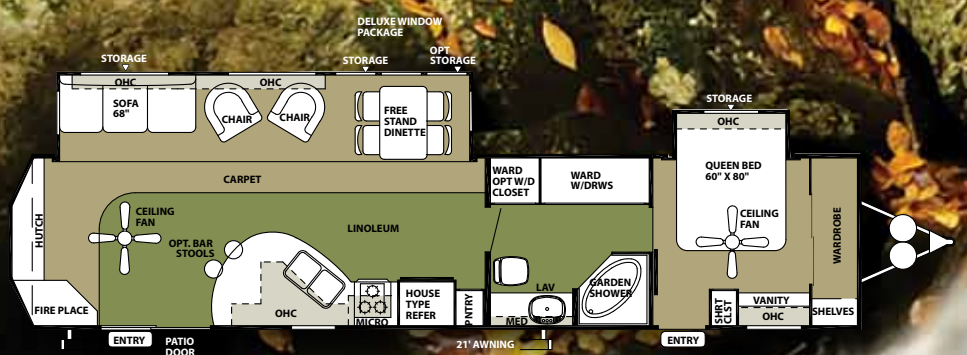
**392FKDS**



**392FKRD**

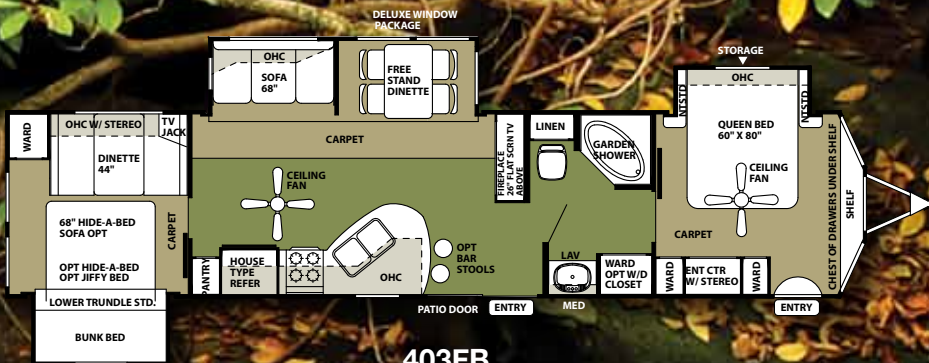


**392FLFB**



**392RLDS**





**403FB**

	392QBBS	392FBRB2Q	392FKDS	392FKRB	392FLFB	392RLDS	403FB
HITCH WEIGHT LB.	TBA	1000	1550	1390	1500	1550	1385
AXLE WEIGHT LB.	TBA	8600	8520	8670	8700	8520	9685
DRY SHIP WEIGHT LB.	TBA	9600	10070	10060	10200	10070	11070
GVWR	TBA	11400	11950	11550	11660	11950	13385
CCC (CARGO CAPACITY)	TBA	1740	1820	1430	1400	1820	2255
EXT. LENGTH	TBA	42'	42'	42'5"	42'	42'	42'
EXT. HEIGHT	11'9"	11'9"	11'9"	11'9"	11'9"	11'9"	11'9"
INT. HEIGHT	84"	84"	84"	84"	84"	84"	84"
FRESH WATER CAP GAL.	42	42	42	42	42	42	42
BLACK WATER CAP GAL.	35	35	35	35	35	45	35
GREY WATER CAP GAL.	43	43	43	43	43	64	43
TIRE SIZE IN.	15"	15"	15"	15"	15"	15"	16"
AWNING SIZE FT.	21'	21'	21'	21'	21'	21'	21'

The material selection board displays five interior design options, each with a corresponding wall color and linoleum choice:

- BORDEAUX INTERIOR:** Features a floral patterned fabric and a dark wood finish labeled **PALISADES CHERRY**.
- CAPPUCCINO INTERIOR:** Features a paisley patterned fabric and a light wood finish labeled **VIGOR CHERRY**.
- SADDLE INTERIOR:** Features a textured, saddle-like patterned fabric and a light green wall color labeled **WALL COLOR**.
- BASIL INTERIOR:** Features a leaf patterned fabric and a light wood finish labeled **LINOLEUM**.



## LODGE & GRAND LODGE CONSTRUCTION



- A Triple entry steps
- B 102" exterior width for increased living space
- C Tinted windows
- D Hitch light
- E Standard 60" patio door
- F 15" radial tires (16" w/ optional fiberglass exterior)
- G 12" I-beam powdercoated frame w/ cambered chassis
- H 5/8" tongue & groove plywood flooring

- I Carpet w/ padding
- J Fender skirt
- K 2" wall studs 16" on center
- L 2" X 3" floor joists 12" on center
- M 15K BTU ducted A/C (13.5K on XL)
- N Seamless rubber roof (12 yr. warranty)
- O 3/8" roof decking (full walk-on roof)
- P R-7 fiberglass insulation throughout

- Q Dual bottle cover w/ easy access
- R 5" truss roof rafters 16" on center
- S Scare light
- T 024 Aluminum siding (fiberglass optional)
- U 96" interior ceiling height (grand lodge)
- V 84" interior ceiling height (lodge)
- W triple seal system for slideouts



## LODGE & GRAND LODGE STANDARDS / OPTIONS

### COMFORT AND CONVENIENCE

- 102" exterior width for increased living space
- 84" interior height (Lodge only)
- Black framed tinted glass windows
- WaterPur™ whole house water filtration system
- Water heater by-pass
- 20-gallon electric water heater
- Ducted Dometic® 15,000 BTU central air conditioner w/ quick cool feature
- In-floor ducted heat w/ 40K BTU furnace
- Stain resistant carpet w/ padding
- Beau Flor linoleum
- Flush-floor hydraulic slide rooms w/ manual override
- Systems monitor panel
- 50 volt lighting
- 50 amp electrical service and 65 amp 12 volt converter
- Solid hardwood drawer fronts w/ wood sides
- Mortise and Tenon hardwood cabinet doors
- 26" LCD/HD TV (select floor plans)

### KITCHEN

- 20" freestanding 4 burner gas range w/ oven (black)
- 18 cu. ft. residential electric refrigerator w/ icemaker (black)
- Microwave with carousel and range hood (black)
- Undermount sink stonecast 60/40 residential style
- Pullout sprayer faucet
- Sink cover (1)
- Pantry (per floorplan)
- Self edge countertops/throughout

### LIVING ROOM

- Swivel rocker chair(s) (per floorplan)
- AM/FM/CD/stereo system w/ remote control
- Forest River sound system w/ 100 watt subwoofer for true surround sound
- Surround sound TV hook-up
- TV antenna w/ booster
- Cable and satellite door side hookup

- 60" glass sliding patio door w/ vertical blinds
- Extra large panoramic window at dinette (per floorplan)
- Full length angled overhead cabinets w/ etched glass in slide-outs (Lodge only)
- Coordinating wallpaper border

### BEDROOM

- Serta® mattress standard all king and queen beds
- Comfort flex steel bed frame w/ lift system
- Bedsprings
- Bedroom roof vent
- Plywood bunk platforms
- TV shelf
- Cable TV hook-up
- Stain resistant carpet w/ padding
- Solid privacy doors

### BATHROOM

- Built-in wood medicine cabinet and mirror
- Ceiling light w/ convenient wall switch
- China foot flush toilet(s)
- ABS tub and shower w/ one-piece surround w/ curtain
- Oversized garden tub (per floorplan)
- 12" 10-blade Fantastic Bath Fan™
- Tooth brush holder/ towel ring

### EXTERIOR

- Smooth fiberglass radius baggage doors
- A & E side awning one-piece vinyl
- Diamond plate rock guard (n/a 392FLFB, 403FB)
- One-piece Rock Guard Awning (some front window models)
- 16" radial tires
- 30 lb. double LP tanks w/ automatic change over and EZ access cover
- EZ access LP tank cover
- Colored dump valve handles
- City water fill w/ brass valve
- Swing out assist handle

### CONSTRUCTION

- 12" forged I-beam frame
- Cambered chasis
- Seamless holding tanks
- Color coded water lines
- 2" x 3" floor joists 12" on center
- 5/8" 5-ply tongue and groove plywood floor decking
- 2" wall studs maximum 16" on center
- Steel framed 6' patio doors
- 5" bowed truss roof rafters
- 3/8" walk-on roof decking
- Seamless one-piece rubber roof w/ 12 year warranty
- Double wipe slide-out seal
- R-7 insulation throughout (floors, walls, ceilings, and slide-outs)
- Galvanized steel wheelwells w/ fiberglass insulation (except slide-outs)

### SECURITY AND SAFETY

- Smoke detector
- Fire extinguisher
- Carbon monoxide detector
- LP gas leak detector
- Flush door latch w/ integral dead bolt lock
- Main entry step light w/ interior switch
- Amber porch light w/ interior switch
- Main entry doorside scare light
- Screen door w/ safety latch
- GFI receptacles and covered patio outlet
- Welded heavy duty safety chains
- Hitch light
- EZ open entry steps
- Lockable fiberglass radius baggage doors

### POPULAR OPTIONS

- Palasades Cherry or Vigor Cherry cabinets
- Gelcoat fiberglass exterior w/ 16" tires and 6,000 lb. axles
- Skylight over tub
- Garden tub glass door (per floorplan)
- Garden shower w/ glass door (per floorplan)
- La-Z-Boy® living room furniture (a Forest River exclusive)
- Double sofa air hide-a-bed

- Bar stools (per floorplan)
- Stabilizer jacks
- Detachable hitch
- Outside shower
- 10-gallon gas/electric DSI water heater (IPO 20 gal electric)
- Slide room awning(s)
- Spare tire, carrier and cover
- Paddle fans (s)
- Exterior LP gas grill
- Double insulation (floor and roof)
- Nite shades
- iPod docking station

### GRAND LODGE STANDARD FEATURE UPGRADES OVER THE LODGE

- 8' tall interior height
- King bed slide master bedroom
- Cathedral slide (main slide room)
- Dishwasher in kitchen
- Garbage disposal kitchen sink
- Under mount bathroom sink
- Raised bath vanity countertop height
- Fluorescent lighting kitchen
- 3 ceiling paddle fans w/ light kits (110v)
- 110v lighting in coach area ceiling
- Skylights in main slide above dinette w/ shades
- Window in shower area
- Window above main patio door
- Stone facade around fireplace
- Residential porch light
- Double air hide-a-bed in main slide
- Adjustable lighting in kitchen soffit
- Outside water spigot coach
- Wine rack above refrigerator
- Custom designed linen window valances
- Cloth night shades
- King bed comforter (residential style)
- Decorative pillow roll
- Box springs and Sealy comfort mattress
- Wood surround for fireplace
- Garbage can in kitchen
- 25' main awning w/ center support

### OPTIONAL EQUIPMENT

- Fantastic vent w/ wall switch kitchen
- Rear wall patio door (408 FLFB)



### THAT'S 20,000 SQUARE FEET OF QUALITY ASSURANCE THE BARE ESSENTIALS FOR A PREMIUM PRODUCT

Brought online in 2005, Forest River is proud of its state-of-the-art test facility. This beautiful building blends many of the old tried and true methods of testing our diverse types of RVs with new innovative ways of solving quality issues. Being centrally located to most Forest River manufacturing facilities, this 20,000 square foot PDI (Pre-delivery Inspection) test building gives immediate daily feedback to individual managers. This assures the production facilities that nothing has slipped by the plant's quality assurance personnel and the units are "green" and ready to ship.



### PEACE OF MIND

Forest River has yet another exclusive feature to offer: One year of free roadside assistance will be given to every New Wildwood customer. This is just one more way to say "Thank you" and to ensure an enjoyable traveling experience.

### FOREST RIVER ENCOURAGES YOU TO BUY LOCALLY

Forest River, Inc. strongly encourages our retail customers

to purchase from their local dealership whenever possible due to the following factors:

- Our dealers are as a rule, independently owned and operated businesses. Outside of those customers they personally sold products to, they are not contractually obligated to perform warranty service on Forest River products that were purchased elsewhere. There may be an occasion that you would be required to return to the point of purchase to satisfy warranty requirements.

- Although many dealerships will eventually service products not purchased at their place of business, they will usually take care of their customers and other Forest River customers who are traveling away from their local dealer as they would their own.

- Local purchases allow a customer to establish a relationship with a dealer close to home. This relationship provides the customer with a convenient location for service and support from a "home town" professional.

- The opportunity for a thorough PDI (Pre Delivery Inspection) and product orientation is an additional benefit of buying from your local dealer. Further providing the opportunity for refresher courses or the ability to get questions answered much more conveniently.
- For our Canadian customers, there are also requirements which must be met to bring an RV purchased out of the country to their home. Although not insurmountable, these requirements may involve such things as additional inspections and certifications, taxes and fees. Your local Canadian Dealer is a professional at meeting these requirements.

Forest River's goal is for all RV Owners to fully enjoy their RV experience. In light of this goal, and considering the advantages of buying local, we encourage you to be thorough when determining what product to purchase and which dealer to purchase it from as both are key to your ultimate satisfaction and the realization of your dreams.

Forest River, Inc.  
55470 C.R. 1  
Elkhart, IN 46514  
(574) 389-4600  
[www.forestriverinc.com/heritageglen](http://www.forestriverinc.com/heritageglen)  
[www.forestriveraccessories.com](http://www.forestriveraccessories.com)



ALL SPECIFICATIONS CONTAINED HEREIN ARE BASED ON THE LATEST PRODUCT INFORMATION AT TIME OF PRINTING. FOREST RIVER RESERVES THE RIGHT TO MAKE CHANGES IN COLORS, MATERIALS, EQUIPMENT AND SPECIFICATIONS AT ANY TIME WITHOUT NOTICE AND ASSUMES NO RESPONSIBILITY FOR ANY ERRORS IN THIS BROCHURE. PIP041808



Scan this barcode using a QR Reader on your smart phone to learn more about Forest River.

YOUR WILDWOOD LODGE DEALER

