



## SPECIFICATIONS

	<b>1860</b>	<b>1860BH</b>	<b>1865-EX</b>	<b>2265-EX</b>
<b>Exterior Length</b>	18' 8"	19' 4"	18' 8"	21' 6"
<b>Exterior Height</b>	8' 2"	8' 2"	8' 11"	8' 11"
<b>Exterior Width</b>	7'	7'	7'	7'
<b>Interior Height</b>	6' 3"	6' 3"	6' 3"	6' 3"
<b>Black Water (gal.)</b>	36	36	36	36
<b>Grey Water (gal.)</b>	36	36	36	36
<b>Fresh Water (gal.)</b>	25	25	25	25
<b>LP (lbs)</b>	20	20	20	20
<b>Converter (amps)</b>	55	55	55	55
<b>Furnace (BTU)</b>	16K	16K	16K	16K
<b>GVWR (lbs)</b>	4500	4500	4500	4500
<b>Hitch Weight (lbs)</b>	235	220	250	280
<b>Axle Weight (lbs)</b>	2200	2880	2470	2895
<b>Dry Weight (lbs)</b>	2435	3100	2720	3175

## FEATURES AND OPTIONS

### Construction

1 year limited structural warranty  
 Fully insulated composite construction  
 Vacuum bonded panels with block foam insulation  
 Vacuum bonded floor (No OSB !)  
 3 1/2" thick crowned roof\*  
 Double exterior sealant process throughout  
 12 volt, light weight slide-out mechanisms  
 Thermal Plastic Polyolefin (TPO) roof (12 year limited warranty)

### Exterior

Entry assist handle  
 Folding entry step  
 Aluminum wheels\*  
 Electric awning\*  
 Large lighted pass through storage  
 Flush mount door handle with deadbolt  
 Rear bumper  
 Fiberglass exterior with stylish graphics\*  
 Diamond plate front rock guard\*  
 High output, LED clearance lights\*  
 High output, LED tail lights\*  
 Back-up lights  
 License plate holder and light  
 Large, dark tinted sliding safety glass windows w/screens  
 Molded aluminum drip rails with down spouts  
 Insulated, radius, common keyed, compartment doors  
 Radius corner entry door with window and screen

### Interior and Décor

6' 6" Ceiling height  
 All Wood drawers w/travel locks\*  
 Full extension drawer guides  
 Pull out counter top Extension (some models)  
 Fantastic fan\*  
 Accent paneling in bedroom and dinette\*  
 Hardwood drawer fronts\*  
 Raised panel cabinet door frames\*  
 AM/FM Stereo, CD, DVD player\*  
 TV antenna with booster\*  
 Accent stripe on walls\*  
 Slide room side windows\*  
 Hand upholstered window treatments  
 Commercial wood grain vinyl flooring\*  
 Decorator clock\*  
 Pleated shades & valances on all windows exc. galley  
 Washable, vinyl ceiling & wall paneling  
 Queen bed w/60"x 80" deluxe Paramount mattress\*  
 Decor matching bedspread\*

### Galley, Appliances and Equipment

13,000 BTU ceiling ducted air conditioner\*  
 16,000 BTU furnace\*  
 Large Double Door Gas/Electric Refrigerator W/ Auto changeover  
 Deluxe acrylic sink with cutting board cover(s)\*  
 Microwave oven\*  
 Dual 20# LPG tanks w/auto changeover regulator\*  
 Range Hood Vent w/ light  
 Three-burner slide in cook top\*

### Fresh and Waste Water Systems

12 volt water pump with filter

6-gallon DSI, gas/electric water heater\*

Outside shower\*

Easy access sewer hose hook-up

Lighted LPG, battery and hitch light\*

Water heater bypass valves\*

Winterization valve and line\*

### Bathroom

Full height shower enclosure

Fresh water flush toilet

Hand held water saving shower head

Large storage cabinet in lavy

Solid wood mirrored medicine cabinet

Laminate counter top

Lavatory sink with faucet

Mildew resistant shower curtain with tie back

### Dinette Area

Dinette area converts into a bed

Laminate dinette table

2 large full extension storage drawers below dinette\*

5" thick, Dacron wrapped cushions\*

### Electrical

110 and 12 volt convenience outlets for TV

Systems Monitor Control Panel

55-amp electronic power converter w/charger\*

GFI Protected Receptacles in wet areas

High output incandescent lighting

Removable 30-foot, 110-volt, 30-amp shore cord\*

Utility light, for after dark hookups

### Safety

Carbon monoxide/smoke detector

Emergency egress window

Fire retardant fabrics throughout

Large, entry assist handle

LPG gas detector

Fire Extinguisher

\* Included in Takena Trekking package

### Options

LCD TV with mounting bracket

Outside BBQ grill

17" oven

Cook top cover with bi-fold back splash

Dinette slide room (replaces jack knife sofa 1865 & 2265 only)

Front fold down bunk with cargo net

Outdoor Speakers

Slide Topper Awning

Note: All features and specifications including weights and measures are approximate and are subject to change without notice. The information included in this brochure is as accurate as possible at the time this publication was produced. Ongoing improvements and refinements may be evident in the photos displayed in this brochure and in actual products.

Your Dealer

## CHALET RV INC.

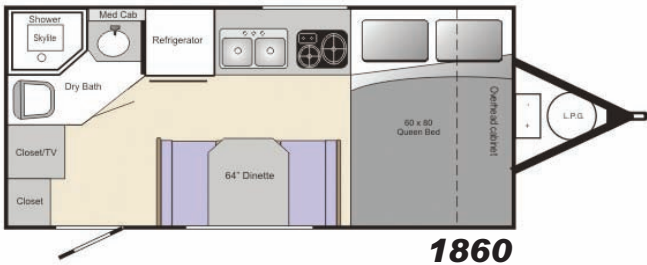
124 41st Ave. S.E. Albany, OR 97322

Phone: 541-791-4610 Fax: 541-791-4618

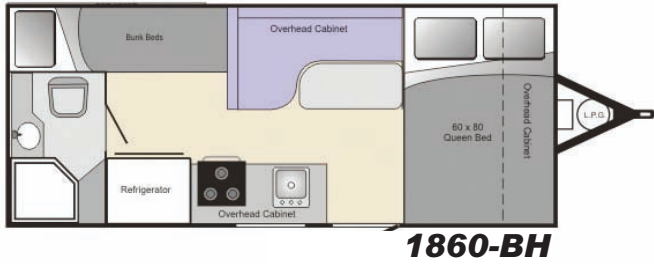
Website: www.chaletrv.com

# TAKENA

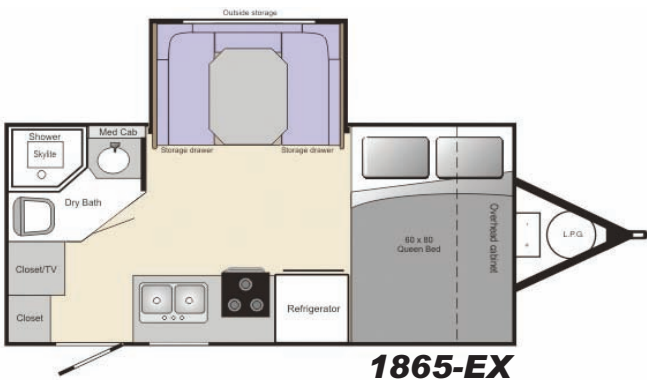
by CHALET



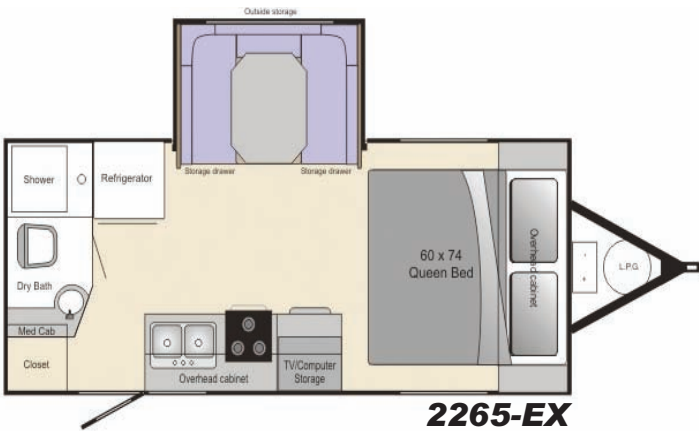
**1860**



**1860-BH**



**1865-EX**




**2265-EX**



1865 slide out dinette (above) with under seat storage (inset)



1865 storage and wardrobe



1865 Lavy sink and medicine cabinet



1865 queen bed showing bedspread, overhead cabinet and decorator clock



1865 Galley with 3 burner range with oven and large double sink with high rise faucet