



Grand Sport Ultra

TOURING COACH





Designed to appeal to the muscle car lover in all of us.

Real enthusiasts know that true automotive craftsmanship is in the details. More than just eye candy, the aerodynamic Dynamax Grand Sport Ultra's sleek, curvacious exterior literally represents "out-of-the-box" thinking. Head turning looks start with our dramatic paint graphics featuring the "double clear" exterior finish – three coats of clear, sanded then topped with three additional coats of clear, buffed to a plate glass finish.

And the best gets even better. Grand Sport Ultra is more than just a pretty package. It looks better, rides better, hauls better and is better than just about any other motorhome out there. Serviceability, safety and power are equally impressive. The monster Mercedes Benz® MBE 4000 engine with 450-hp, puts the muscle in this luxury touring coach. Plus it offers an incredible twenty tons of towing power to tow a boat...trailer...or both!

Open the door to the Grand Sport Ultra's elegant, suite like accommodations. Standard luxury features include stylish ultraleather upholstery, plenty of rich, cedar-lined hardwood wardrobe storage, an upgraded Bose® LS 38 DVD/CD with surround sound and big 26-inch LCD TVs in the front and rear.

The Intellitec Multiplex Lighting System with memory is accessible from four locations throughout the Grand Sport Ultra. This convenient system allows the user to completely shut down all of the 12-Volt lighting, from ceiling to floor, by holding one button down for a few seconds. Controls are located in the overhead console cab area, entry door, bathroom (near the vanity sink), and in the bedroom overhead cabinet. The programmable scene module allows you to customize and group lighting zones for comfort, convenience, watching television, etc.



A. Ultra's spacious 7-feet in height by 8-feet wide living area is big on space for relaxing, or entertaining a large group of friends.

B. The comfortable Flexsteel® EZ bed/sofa offers extra sleeping quarters – and extra living quarters when the hydraulic slide is activated.

C. and D. The bathroom features deluxe Travertine stone tile floors, a gorgeous granite lavatory with nickel accessories and a one-piece fiberglass shower with a skylight. Plus, the Ultra offers lots of convenient storage space. What you can't see – the Tecma® macerator china toilet with two water saver flush modes.

A

B



C



D





The good life...on wheels.

Grand Sport Ultra reaches higher to set the standard for luxury. Premium furnishings feature a full queen size Comfort Select® Dual Control bed, superior grades of fabric throughout the motorhome and silhouette power shades with two fabric facings to diffuse natural light. Other amenities include a huge residential-style refrigerator with stainless steel double doors, granite countertops in the bath and kitchen and Travertine stone tile floors — upscale features found in the finest homes. Optional hardwood floors are also available.



A



C

GC400 UL in Tawny Ridge/Natural Cherry



B

Tawny Ridge/Natural Cherry



D

A. A GPS navigation system, CB radio, and color back-up camera are standard. The back-up monitor shows each side of the motorhome when the turn signal is engaged.

B. The dinette features four freestanding chairs, (two that fold), and a granite tabletop.

C. The galley's gorgeous granite countertops and rugged Travertine stone tile floors provide years of durable beauty. The deluxe two-burner range with black glass is easy to clean and looks sleek.

D. Elegant silhouette power shades soften bright sunlight. Fully raised, they completely disappear in the headrail.

E. The handy extra drawer in the galley provides more storage.



E



The bedroom suite of your dreams.

This bedroom suite is so inviting you'll think you're on cloud nine. And maybe you are...it's comfortable and airy with plenty of room to walk around the large queen size bed. Ultra's queen size beds have a Comfortaire mattress with individual controls to adjust your comfort level, and hardwood night stands. What you can't see – generous underbed storage with two extra folding dinette chairs upholstered to match your decor choice. Kick back and relax with these plush pillows and coordinating designer bedspread. Adjustable overhead directional lighting provides ample reading light.





A. Stow laundry in the built-in hamper featuring a rich hardwood sliding door.

B. The upscale cedar-lined wardrobes protect your clothes while providing ample storage space. Plus, there is a 26" LCD TV and a remote controlled Fantastic® fan with temperature control and a rain sensor. Ultra offers not one but two 26" LCD TVs. Now you can watch your favorite TV shows in the living area and in the bedroom.





The Grand Sport Ultra has eight docking lights to allow easy back up maneuvers. The Grand Sport Ultra 450UL features a dual rear axle for an even safer ride and rock solid towing stability.

You're In Control with Dynamax.

When it comes to engineering technology, Dynamax excels. Grand Sport Ultra maximizes convenience while exploring the cool factor. Watch nature, admire the shine on your ride, or see who's at the door via a remote control enhanced security feature. Use the universal remote to view the entire exterior of the coach from the front LCD TV located in the living area. This convenient remote also controls window shades in the living area (all or just one), power awnings, TV, audio and Bose® surround sound.

All Grand Sport Ultras feature Universal remote controlled power awnings with a wind sensor. Passenger side is standard. Driver's side is optional.





Customize your living space.

Create the atmosphere that fits your mood. The electric fireplace lets you adjust warmth, ambience and brilliance. Subtle floor lighting throughout the coach is standard. For added comfort, luxurious heated floors are available as an option in two independently controlled zones, the living area and bathroom. Replace the standard wardrobe storage with the optional combination washer/dryer for added convenience. This GC450 UL is shown with an optional extended Travertine stone floor in the front living area.

GC450 UL in Bordeaux/Dark Cherry



A



B

A. Ultra's galley is equipped with stainless steel appliances including a 15-cubic foot residential refrigerator, an over the range convection/microwave oven and an optional drawer style dishwasher. Cook up a good time on the granite countertops with a 2-burner cooktop. Then clean up at the large double bowl sink with a single handle faucet and a pull-out sprayer.

B. Grand Sport Ultra 450's king size bed has a Comfortaire mattress with individual controls to adjust comfort levels.

C. Lights automatically turn on when the large wardrobe storage bay doors are opened. Individual storage cabinets below help keep you organized.



C

EXTERIOR FEATURES



Incredible storage Dynamax has maximized storage inside and out. Large exterior compartments have pantograph style doors. Dynamax uses side swing hinges under the slide outs for easier access. Compartments can be opened via the keyless, push-button control panel on the entry door grab handle. All large trunk compartments are remote controlled. Storage compartments are lighted with power locks. Each Grand Sport Ultra has a handy pass through compartment to stow your oversized gear.

Hydraulic leveling jacks. Four fully-automatic leveling jacks are standard on all Grand Sport Ultras.

The optional 40,000 lb. rugged rear hitch helps provide you with twenty tons of towing power.

An optional 26" exterior LCD TV provides extra entertainment for all of your outdoor festivities.

Ultra Deep Gloss Paint Packages.

Grand Sport Ultra gets the grandest paint treatment featuring the "double clear" exterior finish – three coats of clear, sanded then topped with three additional coats of clear, buffed to a plate glass finish. These five super sleek, high gloss exterior paint graphics are sure to turn heads.



RAVENWOOD



BORDEAUX



TAWNY RIDGE



LATTE



BAY MOON

INTERIOR FEATURES



RAVENWOOD




BORDEAUX



TAWNY RIDGE




LATTE




BAY MOON

Elegant Interior Design Schemes.
Take a closer look at our exceptional fabrics, and premium ultraleather upholstery.

Beautiful Hardwood Floors in maple or cherry are a warm, homey option.



CHERRY



MAPLE

Elegant Hardwood Cabinetry

All are crafted with discriminating style for long-lasting durability and beauty.



NATURAL MAPLE



STAINED CHERRY



NATURAL CHERRY



A. The spacious cockpit overhead storage houses the standard 40-channel CB radio, Bose® stereo and is prewired for a satellite receiver. Access light controls from a conveniently located IntelliTec Multiplex Lighting System panel.

B. Standard rear and side color backup cameras offer excellent picture quality for safe and secure reverse maneuvers. Eight docking lights are positioned to enhance back-up camera visibility.

C. A GPS navigation system is standard equipment. Navigation monitor shows the side of the motorhome when that turn signal is engaged. Clear, visible gauges show all aspects of vehicle performance. Ultra also has a leather wrapped, tilt and telescoping steering wheel. Driver and passenger air ride seat pedestals adjust to your comfort levels and body weight. Arm rests adjust too.

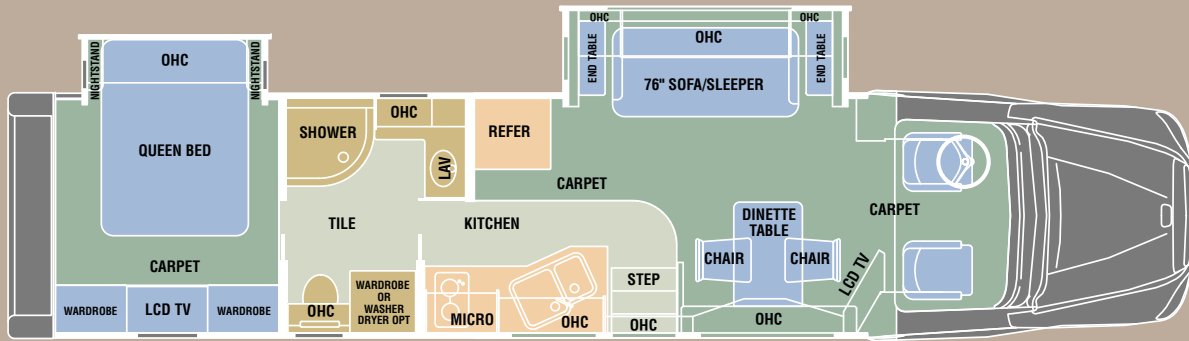
D. Posi-Lock hardware creates a positive lock so doors and drawers remain closed when the motorhome is moving.

E. Fantastic Vent with remote control allows you to adjust air movement and ventilation speed. Scene Module allows you to program interior lighting in groups for added ambience.

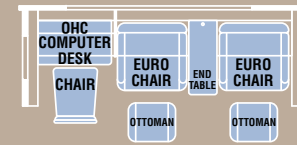
F. If you can't agree on which TV program to watch, Ultra offers two 26" LCD TVs. One in the front and one in the rear bedroom.

FLOORPLANS

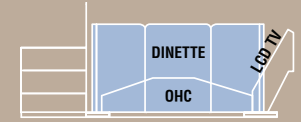
Stylized living space is more than colors, fabrics and furnishings. It's thoughtfully designed floorplans that enhance ease of movement – giving you a feeling of roomy comfort and convenience. Grand Sport Ultra offers you more storage, more convenience and more luxury.



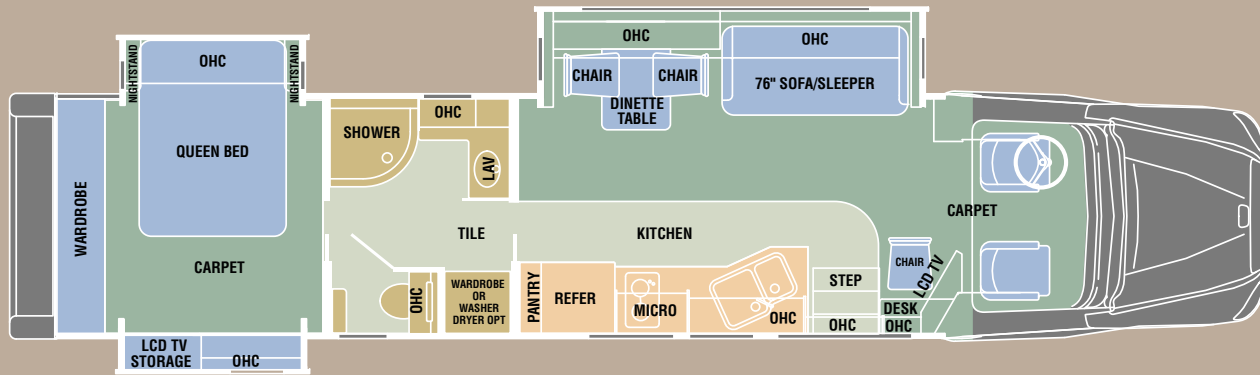
GC400 UL



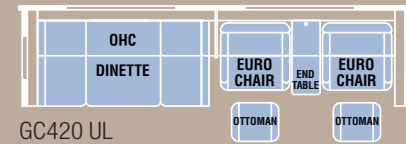
GS400 UL
Living area slide out option



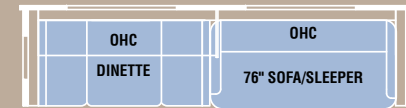
GS400 UL
Front and rear facing dinette
(Reconfigures as a sleeping area)



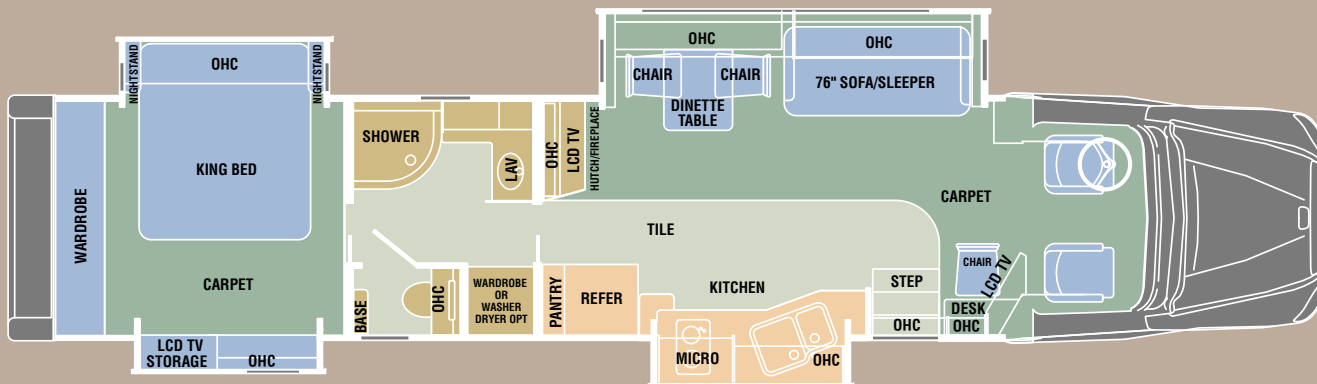
GC420 UL



GC420 UL
and GC450 UL
Front and rear facing dinette



GC420 UL and GC450 UL
Front and rear facing dinette
(Reconfigures as a sleeping area)



GC450 UL

KEY DIMENSIONS	GC400 UL	GC420 UL	GC450 UL
GVWR:	36,700 lb.	54,000 lb.	54,000 lb.
GCWR:	44,500 lb.	80,000 lb.	80,000 lb.
Overall Length:	40' 2"	42' 9"	44' 11"
Exterior Width:	8' 6"	8' 6"	8' 6"
Wheelbase:	280"	320"	322"
Overall Exterior Height: (includes standard 15,000 BTU roof air conditioner)	12' 4"	12' 4"	12' 4"
Interior Height:	7'	7'	7'
Fuel Capacity:	140 gal.	140 gal.	140 gal.
Water Capacities: Fresh	110 gal.	110 gal.	110 gal.
Grey	52 gal.	52 gal.	52 gal.
Black	52 gal.	52 gal.	52 gal.
LPG Capacity:	opt. - no std 48 gal./160 lb.	48 gal./160 lb.	48 gal./160 lb.

CHASSIS TYPE:

- 2008 Freightliner Columbia
- GVWR: Model 400UL - 37,600 lbs.
- GVWR: Models 420UL and 450UL - 54,600 lbs.

CHASSIS FEATURES:

- Engine: Mercedes-Benz - 4,000 Series, 12.8L Diesel
- 450 Horsepower @ 1,900 RPM
- 1,550 lb. FT. of Torque @ 1,100 RPM
- 2,000 RPM Governor
- 2007 EPA/CARB Emission Certification
- 270 Amp Alternator
- 3 Alliance Model 1131, Group 31, 12-Volt Maintenance Free Batteries with 2,775 CCA
- Chassis Battery Shut Off Switch in Cab Mounted by Drivers Seat
- Wabco 15.5 CFM Air Compressor
- Mercedes-Benz Standard Compression/Turbo Brake with One On/Off and One Low/Medium/High Braking Switch
- Engine After Treatment Device, Automatic Over the Road Regeneration and Dash Mounted Regeneration Request Switch
- 1,625 Square Inch Aluminum Radiator
- 1,500 Watt /115-Volt Block Heater
- Allison 4,000 TRV 6-Speed Automatic Transmission
- Push Button Electronic Shift Control, Dash Mounted
- Transmission Electronic Oil Level Check
- 14,700 lb. Front Axle
- Cast Iron front Brake Drums
- Power Steering
- 2 Quart See Through Power Steering Reservoir
- 14,000 lb. Taperleaf Front Suspension
- 23,000 lb. R-Series Quiet Ride Single Rear Axle
- 40,000 lb. R-Series Tandem Rear Axle (Not Available on Model 400UL)
- 3.73 Rear Axle Ratio
- Cast Iron Rear Brake Drums
- Airliner 23,000 lb. Rear Suspension
- Airliner 40,000 lb. Rear Suspension (Not Available on Model 400UL)
- Dual Instant Response Rear Suspension Leveling Valves
- Air Brakes with 4 Wheel ABS
- Brake Line Air Dryer with Heater and Integral Reservoir
- Auto Drain valves on All Tanks
- Quick Disconnect Fitting with Tire Inflation Kit
- 11/32" x 3-1/2" x 10-15/16" Steel Frame
- Left and Right Hand 70 Gallon Aluminum Fuel Tanks - 140 Gallon Capacity
- Fuel Filter/Water Separator with Primer Pump
- Equiflo Inboard Fuel System with Right and Left Tank Shut Off Valves
- Auxiliary Fuel Supply and Return Ports (Generator)
- Front Tires: 275/80R22.5 (16 Ply Radials)
- Rear Tires: 275/80R22.5 (14 Ply Radials)
- Freightliner Bevel Turbo 22.5 X 8.25 Polished Aluminum Front Wheels
- Freightliner Bevel Turbo 22.5 x 8.25 Polished Aluminum Rear Wheels (*Note: Only outside rims are polished)

CAB EXTERIOR:

- Aluminum Cab
- Rubber Mounted
- Chrome Grille

- Premium Noise Abatement and Insulation - Hood, Tunnel & Firewall
 - 4" Round Amber Fog Lights Recessed in Bumper
 - Daytime Running Lights
 - Dual Chrome Heated & Remote Aerodynamic Mirrors with Integral Convex and Dual Axis Mirrors
 - Fiberglass Exterior Sun Visor
 - Tinted Door Glass with Operating Wing Windows
 - Electric Powered Windows
 - Lower Right Side Door Window with Fresnel Lens
 - 2-Piece Tinted Curved Bonded Window
 - 8 Liter Windshield Washer Reservoir
- ## CAB INTERIOR
- Grey Vinyl Interior
 - Premium Noise Abatement and Insulation on Cab Floor
 - Dash Mounted Ash Tray and Lighter
 - Roof Mounted Console with Two Locking Doors
 - Forward Waste Bin Mounted Beneath the Dash
 - Door Panels have Integrated Storage Pockets
 - Analog Clock in Overhead Console
 - 2 Cup Holders in Dash
 - Dash Air Conditioning
 - Cab Premium Noise Abatement and Insulation
 - Door Activated Dome Lights/Red Map Lights and Foot Well Lights with Dash Switch
 - Electric Door Locks
 - 3-Point Driver and Passenger Seat belts with Adjustable D- Ring
 - Driver and Passenger Seats Swivel
 - Air Ride Driver and Passenger Seat Pedestals
 - Adjustable Tilt and Telescoping Steering Column
 - 4-Spoke 18" Leather and Wood Rim Steering Wheel

CONTROLS AND INSTRUMENTS

- Wood Grain Instrument Panels
- Low Air Pressure Light and Buzzer
- Brake Application Air Gauge
- 2" Primary and Secondary Air Pressure Gauges
- Electronic Cruise Control
- Driver Message Center with 2 x 20 Display
- 2" Electric Fuel Gauge
- Rear Axle Temperature Gauge (2nd Rear Axle Temperature Gauge on Models 420UL and 450UL)
- Electrical Engine Coolant Temperature Gauge
- Engine Oil Temperature Gauge
- 2" Transmission Oil Temperature Gauge
- Electronic Outside Temperature Sensor Displayed in Driver Message Center
- Electric Engine Oil Pressure Gauge
- Pyrometer
- Speedometer
- Electronic 3,000 RPM Tachometer
- 2" Turbo Air Pressure Gauge
- 2" Voltmeter
- Windshield Wipers with Delay
- Marker Lights Interrupter Switch
- Trailer Brake Valve with Hand Control
- Parking Brake System with Warning Indicator
- Multi-Band AM/FM/WB/CB Dual Mirror Mounted Antenna System

EXTERIOR FEATURES:

- Paint:
 - Option # 1 - Tawny Ridge (Tan)
 - Option # 2 - Latte (Taupe)
 - Option # 3 - Bay Moon (Black & Silver)

- Option # 4 - Bordeaux (Burgundy)
- Option # 5 - Ravenwood (Black & Gold)

- Four Point Fully - Automatic Hydraulic Leveling Jacks
 - 14,000 lb. Hitch Capacity - 1,400 lbs. Tongue Weight / 14,000 lbs. Pulling Weight (Standard)
 - 40,000 lb. Hitch Capacity - 4,000 lbs. Tongue Weight / 40,000 lbs. Pulling Weight (Optional)
 - 2 Curb Side Roof Mounted Zip Dee Awnings with Remote Control and Wind Sensor (Standard)
 - 2 Road Side Roof Mounted Zip Dee Awnings with Remote Control and Wind Sensor (Optional)
 - Lighted Grab Handle with Keyless Remote at Entry Door
 - Double Power Step at Entry Door
 - Basement Exterior Storage Compartments:
 - Aluminum Insulated Compartment Door with Power and Remote Door Locks
 - E-Coated Steel Compartment Boxes
 - Lights in all Compartments
 - Lighted Rear Trunk with 12-Volt and 120-Volt Receptacle
 - Power and Remote Rear Trunk Door Locks
 - Fiberglass Rear Trunk Door
 - Convenient Storage Pouch on Rear Trunk Wall
 - Items in Front of Storage Compartment to Keep Items from Falling Out when Opening Rear Door
 - 8 Docking Lights:
 - 1 in Driver Side Rear Wheel Flare
 - 1 in Passenger Side Rear Wheel Flare
 - 2 in Rear Cap Mounted High
 - 4 in Rear Bumper (1 in Left Rear Corner of Bumper, 1 in Right Rear Corner of Bumper, 2 - One on Each Side of License Plate in the Center of Rear Bumper)
 - Exterior Mounted LP Gas Grill (Optional - Also Forces LP System Option)
 - AC/DC Portable Refrigerator/Freezer (Optional)
- ## INTERIOR FEATURES
- Interior Decors:
 - Option # 1 - Tawny Ridge (Tan)
 - Option # 2 - Latte (Taupe)
 - Option # 3 - Bay Moon (Black & Silver)
 - Option # 4 - Bordeaux (Burgundy)
 - Option # 5 - Ravenwood (Black & Gold)
 - Living Room/Bedroom - Deluxe Sculpted Carpet
 - Kitchen/Bath - Travertine Stone Tile
 - Radiant Floor Heat Under Standard Stone Floor in Galley and Bath (Optional)
 - Cabinets: Hardwood
 - Option # 1 - Natural Cherry
 - Option # 2 - Stained Cherry
 - Option # 3 - Natural Maple
 - Deluxe Hidden Cabinet Door Hinges
 - Post-Lock Latches on Cabinet Doors
 - 26" LCD TV in Front of Living Area (All Models)
 - 37" LCD TV in Rear of Living Area (450UL Only)
 - Satellite: Fully Automatic (Standard)
 - Satellite: In-Motion (Optional)
 - Intellitec Multiplex Lighting System - Multi-Point Switching
 - "All Off" feature located in 4 locations allows the user to completely shut down all of the 12-Volt lighting by holding one button down for a few seconds in the Overhead Console in Cab Area, Entry Door, Bathroom Near Vanity Sink, Overhead Cabinet in the Bedroom
 - Deluxe Padded Ceiling
 - Flush Mounted Halogen Lights

- Floor Lighting Through Out
- Bose LS 38 - AM/FM/CD/DVD with U-Music Surround Sound System
- Deluxe Padded Interior Walls (Most areas)
- Power and Remote "Silhouette" Window Shades in Living Room Slide Out
- Day/Night Pleated Shades in Bedroom and Bathroom
- Blind in Kitchen
- Soft Touch Vinyl Valences
- Flexsteel EZ Bed Sofa (Standard)
- Flexsteel Hide-a-Bed with Air Mattress (Optional on 420UL and 450UL)
- Dinette - Four Free-Standing Chairs with Granite Table
- 120-Volt Outlet and Phone Jack at Dinette
- Dinette - Front and Rear Facing Benches with Hardwood Table that Converts to a Sleeping Area (Optional)
- Roof Vent: Fantastic Fan Thermostatically Controlled with Rain Sensor and Remote (Standard)

SAFETY FEATURES

- LP Gas Leak Detector (Standard with LP Gas Option)
- 12-Volt Carbon Monoxide Detector
- Smoke Detector
- Fire Extinguisher

KITCHEN FEATURES

- Granite Countertop with Back Splash, Large Double-Bowl Sink with Cover
- Single Handle Faucet with Pull-out Spray Head
- Electric 2 Burner Glass Cook Top
- LP Gas 2 Burner Cook Top (Requires LP Gas Option)
- Over the Range Convection Microwave Oven
- 120-Volt - 15 Cubic Foot Residential Style Stainless Steel Refrigerator with Ice Maker
- 120 Volt/LP Gas - 12 Cubic Foot Stainless Steel Refrigerator (Requires LP Gas Option)
- Pull-out Drawer Style Stainless Steel Dishwasher (Optional)

BATHROOM

- Granite Lavatory Top with Integrated Bathroom Sink
- Deluxe Hardwood Medicine Cabinet
- One Piece Fiberglass Shower
- Skylight Over Shower
- Tecma China Toilet with Macerator
- Washer/Dryer Prep (Standard)
- Washer/Dryer Combination (Optional)

BEDROOM

- 26" LCD TV in Bedroom
- Hardwood Cedar-lined Wardrobes
- Queen Size Bed with Hardwood Night Stands and a Comfortaire Mattress with Dual Control (Models 400UL and 420UL)
- King Size Bed with a Comfortaire Mattress with Dual Controls (Model 450UL)
- Storage Under Bed
- Fantastic Fan Thermostatically Controlled with Rain Sensor and Remote
- Designer Bedspread and Pillows

DRIVER & PASSENGER COMPARTMENT:

- Rear Color Back-up Camera
- Left and Right Side Color Cameras
- GPS Navigation System
- 7.9" Color Monitor

- Auxiliary 12-Volt In Dash Receptacle
- Driver and Passenger Ultra-leather Captain Chairs
- In Dash AM/FM/CD Radio
- Roof Mounted Dual Air Horns
- CB Radio

CONSTRUCTION HIGHLIGHTS

- Heavy Duty 4" E-Coated Steel Floor Frame Mounted on Polyurethane Isolators
- Radiused and Laminated Side Walls
- 1 1/2" x 1 1/2" Square Tube Aluminum Framed Sidewalls with All Thru Wall Cut Outs Framed with Aluminum Tube
- Panoramic Bonded and Dark Tinted Windows
- One Piece Radiused and Laminated Roof
- Square Tube Aluminum Framed Roof
- One Piece Outer Fiberglass Skin on Roof
- Floor - R-11 Solid Block Foam Insulation
- Sidewalls and Roof - R-8 Solid Block Foam Insulation
- Steel Cage Connecting Cab to Sidewalls and Roof
- Aerodynamic Front Fiberglass Cab Transition
- Molded Fiberglass Rear Cap with Trunk
- Living Room and Bedroom Slide Out - Hydraulic (All Models)
- Side Cross Flow Vent Windows
- Bedroom Cabinet Slide Out - Hydraulic (420UL & 450UL)
- Kitchen Slide Out - Hydraulic (450UL)

UTILITIES

- Coach Batteries: Four 4D AGM (Standard) - Four 8D AGM (Optional)
- Inside Battery Disconnect Switch
- Inverter: One 3,000 Watt (Standard) - Second 3,000 Watt (Optional)
- 50 Amp Land Line with Power Reel and Remote Control
- 8.0 KW Diesel Generator (Standard)
- 12.0 KW Diesel Generator (Optional)
- Auto Generator Start System
- 50,000 BTU Aqua-Hot Heating/Water Heating System - 12 Gallon (Standard)
- Optional LP Gas System
 - 1 - 40,000 and 1 - 20,000 BTU LP Gas Heating System
 - 10-gallon LP Gas/110-Volt Water Heater
- 12-Volt Demand Water Pump System with Manifold
- Heated Water and Holding Tanks
- Power Retractable Fresh Water Hose
- Dual, Low Profile 15,000 BTU Air Conditioners with Heat Pumps



We're Performance Driven

2745 Northland Dr • P.O. Box 1948

Elkhart IN 46515

888-295-7859 • www.dynamaxcorp.com

Actual towing capacity is dependent on your particular loading and towing circumstances, which includes GVWR, GAWR and GCWR, as well as adequate trailer brakes. Please refer to the Owners Manual of your vehicle for further information. Floor plans, features and specifications of the DynaQuest are subject to change without notice.

07/08/5M

©2007 Dynamax Corp.

CLUB MAX

Benefits to the Max

One of the really neat benefits of being a Dynamax owner is membership in the Dynamax's owners club. We call it Club Max. You'll call it a great way to enjoy your new motorhome, as you spend fun time with other owners. It's also a great way to travel and socialize, especially at the Dynamax Rally, held every year. In addition to rallies and special events, there are many other benefits, including *To The Max*, the official news magazine of Club Max; a roadside assistance program; FMCA Membership; KOA value card; a lost key program; and much more. And, of course, the biggest benefit is the network of friends you will soon develop. The camaraderie and spirit of the Dynamax community is a special part of the experience. To learn more, just go to www.myclubmax.com or enter through the Dynamax web site: www.dynamaxcorp.com.



We're Performance Driven

2745 Northland Dr • P.O. Box 1948 • Elkhart IN 46515

888-295-7859

www.dynamaxcorp.com