

1999 SUNDANCER®



The Class C motor home

To build the perfect Class C motor home, we utilized a basement design incorporating laminated risers to allow true pass-through storage on most models. Then we designed widebody floorplans for the entire line to increase the interior width by 5 1/2". And this year, we added a new galley/couch slideout model. Warm weather comfort was maintained by equipping the Sundancer with a 3 1/4" thick insulated roof with available ducted roof AC. We maximized efficiency by including a Motoraid system on most models to heat the living area while in transit. It also heats the water in the water heater using engine heat so that hot water is readily available when you arrive at your destination. And finally, we gave it multi-season functionality by heating the service center and the holding tanks, and by offering dual-pane windows. The result? The 1999 Itasca Sundancer. The perfect combination of Class A amenities and Class C driveability.



29U

The 29U's living area offers the choice of either a forward facing couch with table, a full-size dinette, or a sectional-style sofa. Of course, any of the three designs will quickly convert to a bed whenever extra sleeping space is desired.

Sundancer's three widebody floorplans are appointed with many distinctive features commonly reserved for Class A motor homes. Things like an electric entrance step, a one-piece fabric ceiling, new fluorescent galley lighting, custom crafted furniture, upgraded stain resistant fabrics and carpet, and large, tinted picture windows with day/nighter window shades. There's even an all-new galley/couch slideout on the 30V pictured below.



30V

with the Class A personality.



31A

Sundancer's automotive-supplied cab and chassis provide the driver with relaxing, familiar surroundings — not to mention premium features like dual air bags and power windows and door locks. Driving comfort is increased by the unique recessed overhead bunk area design which offers the driver a superior overhead field of vision. And our improved dinette configuration allows for more rearward motion of the cab seat. The available entertainment center shown above can include a 19" color TV, a VCR and a video selection system with a slideout single bunk bed.



The private bathroom has enhanced lighting, premium vinyl floor covering, a lavatory cabinet and a medicine cabinet, a three rod towel rack built into the door and a shower skylight in every model.

Like all 1999 Sundancer models, this bedroom includes roomy cabinetry, a comfortable mattress, a TV shelf or stand, and easily accessible storage space located under the bed.




31A

SUNDANCER DECOR OPTIONS

Each fabric selected for use in the Sundancer must pass a series of tests to ensure its strength and lasting beauty. Just one example is the double rub test, where a machine mechanically simulates a person getting in and out of a seat up to 30,000 times.

VILLAGE GREEN

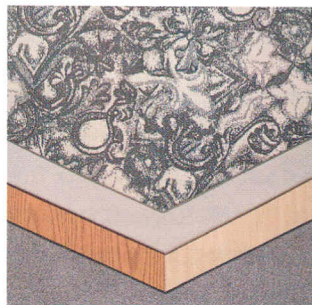
with Waterford Oak or Maple



Main
Accent
Woods
Carpet

FLANNEL

with Waterford Oak or Maple



Main
Accent
Woods
Carpet

Our professional interior designers pride themselves on selecting color schemes and patterns that will look great for years to come.

EXTERIOR VALANCE PANELS

BLUE GREEN

CHAMPAGNE



Exterior lower valance colors are Blue Green Metallic, suggested with Village Green; and Champagne Metallic, suggested with Flannel. However, you may order either valance color, regardless of your interior choice.

Another strong reason to travel with us.



290

Sundancer truly is a multi-season vehicle. One example of this is our 3 1/4" thick roof, which has an R factor of 14.62. The roof's one-piece fiberglass outer skin adds structural integrity, doesn't expand or contract like rubber membranes, and is far more durable. As a matter of fact, our design is so strong, it is backed with a 10-year limited parts and labor warranty. True pass-through, heated compartments on most models provide easily accessible storage space for both large and small items. The 1999 Sundancer includes a host of amenities that are standard. Some of these features are lower valance paint, exterior mirrors with electric remote and defrost, premium vinyl flooring, black galley appliances, day/nighter pleated shades and fluorescent galley lights.

The advantages of our smooth, one-piece fiberglass Thermo-Panel® exterior sidewalls go far beyond mere aesthetics. The outer skin is laminated to a rigid luan backing material. A layer of block foam insulation is applied over this backing material. Then, insulation is routed – using laser alignment for absolute precision – to embed the welded aluminum framework, providing continuous insulation. The result is one of the most durable, rigid sidewall constructions in the industry.

We added convenience by equipping the fully hinged and insulated belt-line storage doors with a single handle latch and gas struts for easy one-handed opening. Behind the doors you'll find plenty of easily accessible, heated storage space.

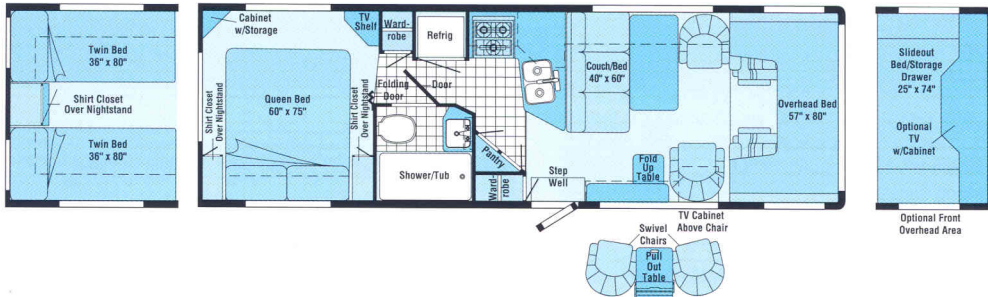


300

1999 Sundancer Floorplans

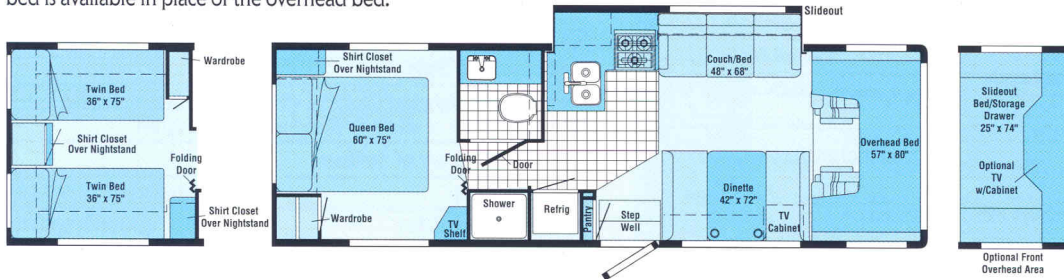
29U

Several possible seating configurations in the living area, a large L-shaped galley and a shower/tub set this popular model apart. An overhead entertainment center with a slideout bed is available in place of the overhead bed.



NEW 30V

The slideout houses an L-shaped galley and a couch/bed. For easy clean-up, premium vinyl floor covering is standard in the galley and the bathroom. An overhead entertainment center with a slideout bed is available in place of the overhead bed.



31A

Choose from three possible bedroom configurations, including a walk-around double bed with full-width back-wall cabinetry including a vanity. An overhead entertainment center with a slideout bed is available in place of the overhead bed.



Premium Vinyl Flooring

Note: Dimensions shown are for sleeping space only and dashed lines denote overhead storage areas.

1999 Sundancer Specifications

	29U	30V	31A
Length	29'4"	30'2"	30'10"
Exterior Width △	8'3.9"	8'3.9"	8'3.9"
Interior Height	6'7"	6'7"	6'7"
Interior Width	8'	8'	8'
Fuel Capacity	55 gal.	55 gal.	55 gal.
Fresh Water Capacity w/Heater	37 gal.	41 gal.	37 gal.
Holding Tank Capacity - Black/Gray	34/31 gal.	35/38 gal.	34/31 gal.
LP Capacity ◇	18 gal.	18 gal.	18 gal.
Wheelbase	190"	205"	205"
Exterior Height w/Roof Air †	11'5"	11'5"	11'5"
Exterior Storage (Std.)	83.6 cu. ft.	83 cu. ft.	96.9 cu. ft.
GVWR	14,050 lbs.	14,050 lbs.	14,050 lbs.

AUTOMOTIVE	29U	30V	31A
Chassis - Ford 6.8L Triton V10 @ 265 HP, 130-Amp. Alternator, Driver & Passenger Air Bags (Second Generation)	S	S	S
Engine* - Diesel 7.3L Power Stroke Turbo Diesel V8 @ 215 HP	O		
Tires & Spare (Radial)	S	S	S

DRIVER CONVENIENCES	29U	30V	31A
3-Point Retracting Seat Belts (Drv./Frt. Pass.) Seats w/Single Armrest, Recline, Slide Pedestal, Lumbar Support	S	S	S
Battery Charge Control Dual, Automatic	S	S	S
Beverage Holder/Convenience Tray (Deluxe)	S	S	S
Cab Carpet & Rubber Floor Mats	S	S	S
Cigarette Lighter/12-V Electrical Supply	S	S	S
Cruise Control	S	S	S
Divider Curtain Cab	S	S	S
Dome Light	S	S	S
Heating/Air Conditioning Automotive Blend Air System	S	S	S
Hood Release Interior	S	S	S
Mirrors (Exterior) Electric Remote w/Defrost	S	S	S
Power Door Locks & Windows	S	S	S
Start Circuit Auxiliary	S	S	S
Steering Power Assisted w/Tilt Wheel	S	S	S
Sunvisors	S	S	S
Trim Panels Driver & Passenger Doors (Chassis Supplied)	S	S	S
Windshield Wipers (Intermittent)	S	S	S

ENTERTAINMENT	29U	30V	31A
Entertainment Center (Patio) AM/FM Radio, Cassette Deck, Speakers (2), DC Receptacle, 110-V Outlet, TV Jack, Radio Antenna, Removable TV Table, Locking Door	O	O	O
Overhead TV Storage* Roll-Up Tambour Door, TV Strap	S	S	S
Stereo (Cab) AM/FM Cassette Deck, Speakers (4), Factory Supplied	S	S	S
TV Enhancement Package* Antenna (Amplified), DC Receptacles (2), Int. Jacks (2), Coax Wiring, Cable Input, Bedroom TV Shelf or Stand	S	S	S
TV, Front (19" Color)* & VCR w/Remote Video Selection System, w/Slideout Single Bunk	O	O	O
TV, Front (19" Color)* w/Remote Video Selection System, w/Slideout Single Bunk	O	O	O
TV, Lounge (13" Color)* & VCP w/Remote, 12-Volt Slide/Swivel Shelf, Locking Safety Latch	O	O	O
Satellite System Pre-Wiring	S	S	S
Satellite System ∞ Without Receiver, Digital Elevation Sensor	O	O	O

SLIDEOUT	29U	30V	31A
Slideout Room (Driver's Side) Galley/Couch, Slideout Cover		S	

INTERIOR	29U	30V	31A
Bed (Front Overhead) Sliding Side Windows, Privacy Curtain, Storage Cabinets	S	S	S
Cabinet Doors Wood Stile & Rail Raised Panel on Upper Cabinets	S	S	S
Carpeting w/Pad Stain Resistant	S	S	S
Ceiling Lights	S	S	S
Ceiling Vent Powered, Bathroom	S	S	S
Ceiling Ventilator Fan* Powered, Front Bunk	O	O	O
Ceiling Vents* Non-Powered, Bedroom, Front Overhead Bed & Galley	S	S	S
Clock Decorator Style	S	S	S
Color Themes (Interior) Choice of Village Green (Green), Flannel (Gray), w/Choice of Maple or Waterford Oak Woodgrain	S	S	S
Courtesy Lights w/Wall Switches	S	S	S
Decorator Lamp	S		
Ladder* Overhead Bed	O	O	O
Wardrobe Carpeted Floor, Clothes Rod, Mirrored Door(s), (Shelf & Drawers on 31A)	S		S
Window Coverings Day/Nighter Pleated Blinds, Lounge, Dinette & Bedroom	S	S	S
Windows Dual Glazed, Thermo-Insulated	O	O	O
Windows Tinted, 62% Light Transmittal	S	S	S

GALLEY	29U	30V	31A
Appliance Storage Cabinet		S	
Black Galley Appliances	S	S	S
Coffee Maker	O	O	O
Counter Extension Flip-Up		S	
Flooring (Premium Vinyl)	S	S	S
Fluorescent Light	S	S	S
Folding Chairs* (2)			O
Galley Rail	S		S
Glass Partition w/Wood Trim		S	
Microwave Oven Touch Control	S	S	S
Microwave Prep Kit	S	S	S
Pantry	S	S	S
Range Hood w/Light, Powered Vent	S	S	S
Range w/Oven 3 Burners, Drawer below	S	S	S
Refrigerator/Freezer Double-Door, Flush Mounted	S	S	S
Sink (Double) Stainless Steel, Single Control Faucet, Recessed w/Countertop Cover	S	S	S

	29U	30V	31A
Spice Rack	S		
Storage below Dinette Seats	S	S	S
Table & Chairs (2)			O

BEDROOM			
	29U	30V	31A
Mattress(es), Bedspread(s), Pillows, Pillow Shams	S	S	S
Underbed Storage Gas Spring Bed Lifts	S	S	S
Wall Border* Decorative	S	S	S

BATHROOM			
	29U	30V	31A
Clothes Rod Removable	S	S	S
Flooring (Vinyl)	S	S	S
Lavatory Cabinet	S	S	S
Linen Cabinet			S
Magazine Rack		S	
Medicine Cabinet	S	S	S
Mirror Wall-Mounted		S	
Shower Flexible Shower Head		S	
Shower/Tub Flexible Shower Head	S		S
Shower Door Pleated	S	S	S
Shower Light, Skylight	S	S	S
Sink Rectangular, Molded Soap Dishes	S	S	S
Toilet Marine Style, Tissue Holder	S	S	S
Towel Bar		S	
Towel Rack 3 Rods Built into Door	S	S	S
Towel Ring	S	S	
Water Pump Switch	S	S	S

EXTERIOR			
	29U	30V	31A
Awning* Patio, 14'	O	O	O
Awning Rail	S	S	S
Bumper Front: Chrome, Rear: Automotive	S	S	S
Entrance Door Step (Electric)	S	S	S
Entrance Door w/Screen Door Deadbolt Lock	S	S	S
Graphics Package (Exterior) Choice of Blue Green Metallic (Recommended w/Village Green) or Champagne Metallic (Recommended w/Flannel)	S	S	S
Holding Tank Compartment Heated	S	S	S
Ladder	S	S	S
Mud Flaps Rear	S	S	S
Outlet 110-V, Curbside	S	S	S
Porch Light Interior Switch	S	S	S
Power Cord 30-Amp.	S	S	S
Radius Transition Panels	S	S	S
Running Boards (Aluminum)	S	S	S
Service Center w/Cable TV Input, City Water Hook-Up, Drainage Valves, Exterior Wash Station w/Pump Switch, Power Cord, Light	S	S	S
Sewer Hose w/Storage	S	S	S
Storage Compartments Locking Doors w/Single Latch & Gas Struts	S	S	S
Trailer Towing Package w/Hitch	O	O	O
Trailer Wiring Extension	S	S	S
Wheel Covers	S	S	S
Wheel Liners* Stainless Steel	O	O	O

SYSTEMS			
	29U	30V	31A
2 Maintenance Free Batteries*	O	O	O
AC/DC Electrical Distribution System Load Center Combination, 45 Amp. Converter/Charger	S	S	S

	29U	30V	31A
Air Conditioning Pre-Wiring Roof	S	S	S
Air Conditioner Roof, 14,800-BTU	O	O	O
Auxiliary Automotive Heater		O	
Battery Deep Cycle	S	S	S
Battery Disconnect System	S	S	S
City Water Hook-Up	S	S	S
Furnace Ducted, Low Profile, 30,000-BTU	S	S	S
Generator* (Onan) 4,000-Watt, Hourmeter, 110-V Wiring, Switches, Gas	O	O	O
Generator* (Onan) 3,600-Watt, Hourmeter, 110-V Wiring, Switches, LP, Fuel Line	O		
Generator Prep Kit* Gas Line, 12-V Wiring	S	S	S
Inverter* 110-V for TV/VCR, 130-Watt	O	O	O
LP Tank Permanent Mount w/Gauge	S	S	S
Monitor Panel Water, Holding & LP Tank Levels, Battery Condition Gauge, Water Pump Switch, Water Heater Ignition Switch w/Pilot Indicator Light, Located in Galley	S	S	S
Water Drain System through Floor	S	S	S
Water Fill Door Lockable	S	S	S
Water Heater 6-Gal., Electronic Ignition	S	S	S
Water Heater (Motoraid) & Auxiliary Automotive Heater	O	O	
Water Heater Winterizing By-Pass Valve	S	S	S
Water Pump (Demand)	S	S	S
Water System Winterizing Valve	S	S	S

SAFETY			
	29U	30V	31A
3-Point Seat Belts (Drv./Frt. Pass.)	S	S	S
Assist Handle* Exterior	S	S	S
Assist Handle Interior, Wood		S	S
Assist Strap Interior	S	S	S
Carbon Monoxide Detector/Alarm	S	S	S
Escape Window	S	S	S
Fire Extinguisher (10-B.C.)	S	S	S
Ground Fault Interrupter	S	S	S
High Mount Rear Brake Light	S	S	S
LP Leak Detector/Alarm	S	S	S
Lap Belts in Selected Areas	S	S	S
Smoke Detector/Alarm	S	S	S

WARRANTY			
	29U	30V	31A
12 Month/15,000 Mile Basic Warranty, 36 Month/36,000 Mile Warranty on Structure**, 10 Year Limited Parts & Labor Warranty on Roof	S	S	S

△ The Sundancer floorplans feature a widebody design – over 96". In making your purchase decision, you should be aware that some states restrict access on some or all state roads to 96" in body width. Before making your purchase decision, you should confirm the road usage laws in the states of interest to you.

◇ Capacities shown are tank manufacturer's listed water capacity (W.C.). Actual filled LP capacity is 80% of listing due to safety shut-off required on tank.

† The height of each model is based on the curb weight of a typically equipped unit on the standard chassis. The actual height of your vehicle may vary by as much as 2" depending on chassis or equipment variations.

S Standard

O Optional

* Not all options available in combination. See dealer for details.

∞ TV satellite system options do not include programming activation. Quality reception is only available in the lower 48 States.

** See your dealer for complete warranty documentation information.

Winnebago Industries' continuing program of product improvement makes specifications, equipment, model availability and prices subject to change without notice. Comparisons to other motor homes are based on the most recent information available.

A Few More Details.



1999 SUNDANCER.

IT'S A FEATURE PRESENTATION.

- Select appliances are secured with steel tie-downs, an exclusive Winnebago Industries safety feature. It's not something we're required to do. It just makes sense.
- Laminated riser system allows true pass-through basement storage on most models.
- Full line-up of widebody floorplans offers a wider variety of floorplan combination possibilities.
- Interior paneling is laminated with a unique hot melt adhesive proven to resist moisture and delamination.
- Automotive style cab allows easier entrances and exits. Ergonomically designed interior provides ultimate driver and passenger comfort.
- To maintain the highest quality, Winnebago Industries manufactures the majority of the components found in the Sundancer. All components which aren't manufactured by Winnebago Industries must pass a series of stringent quality control tests before being specified for use in a Sundancer.
- Superior Warranty Coverage:
 - Transferable 12 month/15,000 mile limited warranty.
 - 36 month/36,000 mile warranty on structure**.
 - 1 yr. Premium Roadside Assistance from Winnebago Industries.
 - 10 yr. roof material limited warranty – parts and labor.

Winnebago Industries has been designated a "Qualified Vehicle Modifier" by Ford Motor




Company. The QVM program promotes high standards for manufacturers who build motor homes on Ford chassis, and we are proud to be one of the first motor home manufacturers to qualify. Meeting QVM standards is a part of our policy of continuous quality improvement.

www.winnebagoind.com

CONSIDER IT AN ADVANCED EDUCATION IN MOTOR HOMES.

There's much more to buying a motor home than simply finding one with comfortable furniture and inviting interior fabrics (although those things are important). In fact, we recommend people spend as much time examining the motor home's "unseen" features as they do looking over the interior appointments. For instance, there's a great deal you can learn about how well a motor home is constructed by simply looking inside the storage compartments.



To help make your buying decision easier, we've put together a user-friendly guide which lists the most important things you should be looking for in a motor home, no matter what make or model it is. "The Guide" also highlights the importance of meeting (and exceeding) industry standards, explains Winnebago Industries' one-of-a-kind construction process and details our industry-leading warranty and care programs. So ask for "The Guide" the next time you visit your Winnebago Industries dealer. This "advanced education" will definitely pay off down the road.

For Sales and Service Information Contact:



©1998 Winnebago Industries, Inc.

Printed in USA

Seat belts are your most important hookup. Always buckle up.