

SILVER CREEK



32FKD
w/Opt. Sliding Patio Door

SILVER CREEK

R-VISION® SILVER CREEK TRAVEL TRAILERS

R-VISION®

NAVISTAR®



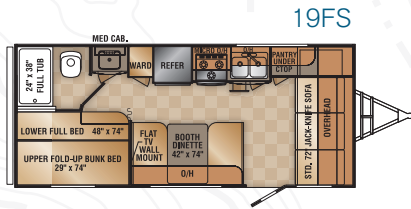
» VALUE-PACKED

The Value-packed Silver Creek boasts contemporary styling and residential features, making it an ideal affordable option for any camping enthusiast. Radius cabinetry highlight the modern interior while large exterior storage outside allows you to stow all your camping essentials. Affordable. Contemporary. Designed for livability, the Silver Creek is the perfect travel trailer where life and the road take you.

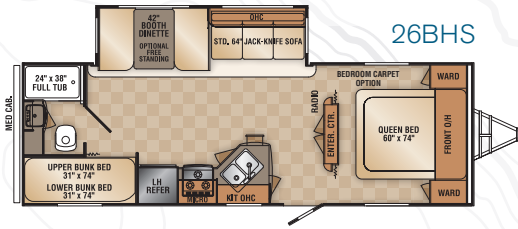
32FKD KITCHEN

R-VISION® » SILVER CREEK » FLOORPLANS & SPECIFICATIONS

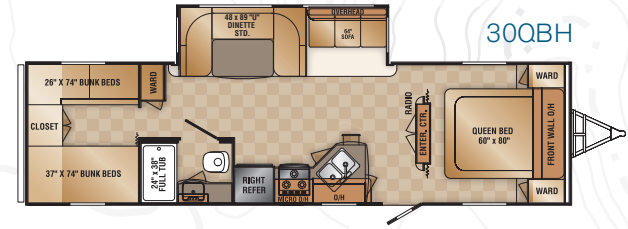
FLOORPLANS



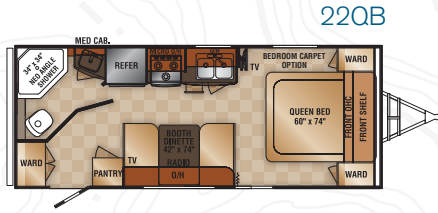
19FS



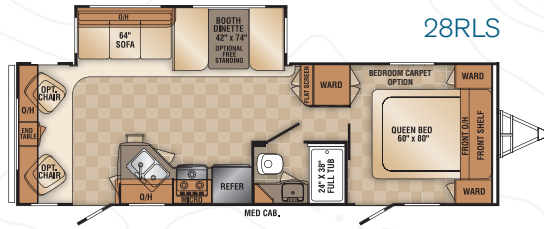
26BHS



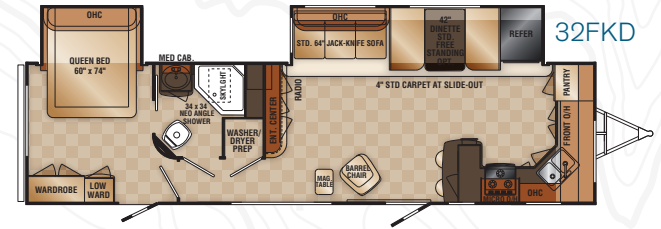
30QBH



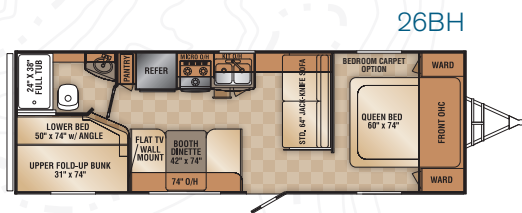
22QB



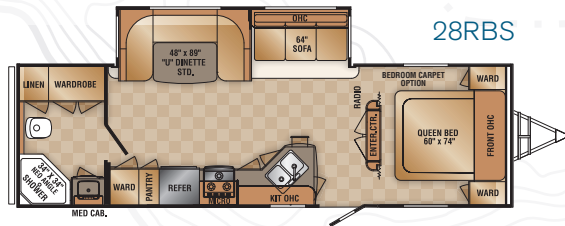
28RLS



32FKD



26BH



28RBS



32RLS

SPECIFICATIONS

MODELS	19FS	22QB	26BH	26BHS	28RLS	28RBS	30QBH	32FKD	32RLS	
GROSS VEHICLE WEIGHT RATING (LB)	7,700	7,700	7,700	7,700	11,176	11,176	11,176	11,176	11,176	
DRY HITCH WEIGHT (LB) (APPR.)	480	490	515	640	600	695	720	980	579	
DRY AXLE WEIGHT (APPR.)	3,510	3,470	4,035	5,165	5,685	5,590	6,018	6,576	6,727	
NET CARRYING CAPACITY (LB) (NCC)	3,710	3,740	3,150	1,895	4,891	4,891	4,438	3,620	3,869	
AXLE RATING (LB)	3,500	3,500	3,500	3,500	5,080	5,080	5,080	5,080	5,080	
TIRE LOAD RATING (LB)	1,760	1,760	1,760	2,540	2,540	2,540	2,540	2,540	2,540	
TIRE SIZE (ST205/75R14C)	14"	14"	14"	15"	15"	15"	15"	15"	15"	
TIRE LOAD RANGE	C	C	C	D	D	D	D	D	D	
MEASUREMENTS										
OVERALL LENGTH	22' 6"	23' 10"	28' 9"	28' 9"	29' 11"	31' 3"	33' 4"	34' 11"	34' 2"	
OVERALL HEIGHT (A/C INCLUDED)	10' 5"	10' 5"	10' 5"	11' 3"	11' 3"	11' 3"	11' 3"	11' 3"	11' 3"	
EXTERIOR WIDTH (W/O AWNING)	8'	8'	8'	8'	8'	8'	8'	8'	8'	
TANK CAPACITIES										
GREY TANK	30 GAL.	30 GAL.	30 GAL.	30 GAL.	30 GAL.	30 GAL.	30 GAL.	30 GAL.	30 GAL.	
BLACK TANK	30 GAL.	30 GAL.	30 GAL.	30 GAL.	30 GAL.	30 GAL.	30 GAL.	30 GAL.	30 GAL.	
FRESH WATER CAPACITY	43 GAL.	43 GAL.	43 GAL.	43 GAL.	43 GAL.	43 GAL.	37 GAL.	37 GAL.	37 GAL.	
L.P. TANK (TWO 20 LB. TANKS)	S	S	S	S	S	S	S	S	S	

*Weights may vary by options.

** Tank manufacturer's listed water capacity (WC). Actual filled LP capacity is 80% of listing due to safety shut off required on tank.

STANDARD FEATURES

BODY CONSTRUCTION

- » 6" I-Beam Frame Powder Coated *(Std. on 19FS, 22QB, 26BH)*
- » 8" I-Beam Frame Powder Coated *(Std. on 26BHS, 28RLS)*
- » 10" I-Beam Frame Powder Coated *(Std. on 28RBS, 30QBH, 31BHDS, 32FKD)*
- » White Wheels
- » Radial Tires
- » Frame Mounted Entry Step
- » Tandem Axles w/10" Electric Brakes
- » 16" On Center 2x2x Sidewall Studs w/R-7 Insulation
- » .024 Aluminum Sidewall Exterior
- » 5/8" Thick Flooring *(N/A on 19FS, 22QB, 26BH)*
- » Roof – 5" Crowned Wood Trusses w/3/8" Decking and Fiberglass Insulation
- » Radius Baggage Doors
- » Radius Entry Door
- » Diamond Plate Front
- » Molded ABS Fender Skirts
- » (4) Manual Stabilizer Jacks
- » Vinyl Exterior Graphics
- » Tinted Safety Glass Windows
- » Enclosed Underbelly *(N/A 19FS, 22QB, 26BH)*

APPLIANCES AND ACCESSORIES

- » Double Door 6 Cu. Ft. Refrigerator
- » Black Panel Refrigerator *(N/A on 19FS, 22QB, 26BH)*
- » Oven w/3-Burner Cook Top
- » Microwave
- » Lighted Powered Range Hood
- » AM/FM/CD/DVD/I-Pod/MP3 Stereo
- » Systems Monitor Panel – Battery Levels, Holding Tank Levels & Water Pump Switch
- » TV Antenna w/Cable Hook-Up

INTERIOR

- » Newport Cherry II Cabinetry
- » Solid Hardwood Cabinet Doors
- » Roller Bearing Drawer Guides
- » Decorative Slide-Out Fascia
- » Linoleum Throughout
- » Wood Grain Bath Door
- » Mini Blinds Throughout (Except Bunk Location)
- » Living Room and Dinette; Hard Top Valance with Soft Legs
- » Fabric Close-off Curtain to Main Bedroom
- » Fabric Close-off Curtain Bunks
- » Queen Bed *(N/A on 19FS)*
- » Jack-Knife Sofa
- » Booth or U-Shaped Dinette (By Floorplan)

ELECTRICAL SYSTEMS AND LIGHTS

- » Electrical Management System - 30 AMP
- » 30 AMP Detachable Power Cord
- » 55 AMP Converter w/Charger
- » A-Frame Battery Rack
- » Porch Light
- » Hitch Light On Exterior Front Wall
- » Exterior Light by Hook-Up Area Road Side
- » Patio Side 120V Exterior Recept
- » Incandescent Lighting

PLUMBING AND LP SYSTEMS

- » Double Bowl Kitchen Sink w/High Rise Goose Neck Faucet
- » Demand Water System Shur-Flow
- » 6-Gal. Gas LP Water Heater
- » Water Heater By-Pass
- » Thetford Toilet - w/Foot Flush *(N/A on 19FS, 22QB, 26BH)*
- » Thetford Toilet - w/No Foot Flush *(Std. on 19FS, 22QB, 26BH)*

- » Rotocast Holding Tanks
- » Rotocast Fresh Tank
- » (2) 20 lb. LP Tanks w/Automatic Changeover w/ABS Cover

HEATING VENTS AND AIR CONDITIONING

- » Electronic Ignition Furnace
- » Gas Line Hook-Up at Front of Coach w/Quick Connect
- » A/C 13,500 BTU - Ducted *(N/A 19FS, 22QB, 26BH)*
- » Non-Ducted Roof for Air Conditioning *(Std. on 19FS, 22QB, 26BH)*

WINDOWS, DOORS AND AWNINGS

- » Radius Windows
- » Safety Glass Windows
- » Galley Window
- » Radius Entry Door w/Window, Dead Bolt, and Screen Door
- » Patio Awning
- » Skylight in Bathroom
- » Exterior Entry Assist Door Handle

SAFETY FEATURES

- » Fire Extinguisher
- » 120V GFI
- » Breakaway Switch
- » Safety Chains
- » LP Gas Detector
- » Smoke Detector
- » Co Detector
- » Egress Window

OPTIONAL FEATURES

- » Spare Tire
- » Electric Tongue Jack w/Light *(N/A on 19FS, 22QB, 26BH)*
- » Rear Ladder *(N/A on 19FS, 22QB, 26BH)*
- » (4) Aluminum Wheels *(N/A on 19FS, 22QB, 26BH)*
- » Canadian RV Certification
- » Bi-Fold Range Cover *(N/A on 19FS, 22QB, 26BH)*
- » (1) Kitchen Sink Cover *(N/A on 19FS, 22QB, 26BH)*
- » 32" LCD TV *(N/A on 19FS, 22QB, 26BH, 28RLS)*
- » 26" LCD TV *(28RLS only)*
- » RVQ Grill w/Stand *(N/A on 19FS, 22QB, 26BH)*
- » Night Shades *(N/A on 19FS, 22QB, 26BH)*
- » Décor Glass Doors *(N/A on 19FS, 22QB, 26BH)*
- » Carpet and Pad Living Area *(N/A on 19FS, 22QB, 26BH)*
- » Carpet and Pad Bedroom *(N/A on 19FS, 22QB, 26BH)*
- » (2) Barrel Chairs IPO Jack-Knife Sofa *(32RLS Only,)*
- » Tri-Fold Hide-A-Bed Sofa *(N/A on 19FS, 22QB, 26BH)*
- » Freestanding Dinette w/(4) Four Chairs *(N/A on 19FS, 22QB, 26BH, 28RBS)*
- » 6-Gal. Gas/Electric Water Heater *(N/A on 19FS, 22QB, 26BH)*
- » Outside Shower *(N/A on 19FS, 22QB, 26BH)*
- » A/C 15,000 BTU - Ducted *(N/A on 19FS, 22QB, 26BH)*
- » Electric Patio Awning *(N/A on 19FS, 22QB, 26BH)*
- » Folding Grab Handle *(N/A on 19FS, 22QB, 26BH)*
- » Patio Sliding Door *(32FKD)*

WARRANTY: 12 month basic limited warranty. 5 year limited structural warranty.*

*Please review your RV's limited warranty in full for complete terms and conditions.

R-VISION®

800 » 650 » 7337

www.rvisiontowables.com

YOUR LOCAL DEALER:

The actual overall length of the recreational vehicle may differ from that indicated in the brochure due to variances in the manufacturing process and/or installed components. The actual length may be greater or less than that indicated. Due to the large variety of options and floorplan arrangements available to our customers, actual weights for each unit can differ significantly. Navistar provides a weight sticker on each unit we produce which includes that unit's tank capacities and approximate weight. Consult your local dealer for unit availability and further information. The information printed in this brochure reflects product design, fabrication, and component parts at the date of printing. The manufacturer reserves the right, at any time, to make changes in product design or material or component specifications as its sole option, without notice. This includes the substitution of components of a different brand or trade name which will result in comparable performance. All information printed in this brochure is subject to change after the date of printing. Some features shown or mentioned in this brochure are optional and may only be available in selected floorplans. Photographs may show props or decorations that are not standard equipment. Monaco Coach, Holiday Rambler, R-Vision®, their logos & designs, are registered trademarks. Other products and company names are trademarks and/or registered trademarks of their respective holders. While the interior fabrics depicted in this sales brochure are fair and reasonable depictions, the colors depicted may not be an exact match of the actual colors because of the variances in photo-processing and printing. Due to product improvements, changes during the model year and/or transcription errors that may occur, information represented within this brochure may not be accurate at the time of your purchase. If certain information is significant to your purchasing decision, please confirm the information with your dealer. Component part and appliance manufacturers issue limited warranties covering portions of the recreational vehicle not covered under the Limited Warranties issued by Navistar RV, LLC. To learn specific details regarding warranty coverage, please contact your selling dealership or review the warranty packet inside the recreational vehicle.

** For the most current décor choices, please visit www.rvisiontowables.com.