



OPTIMA®

WORLD-CLASS ALUMINUM TRAILERS

THERE ARE TRAILERS. AND THEN THERE'S OPTIMA



Model OPG8544TTA5 shown with spread axle option.

## REDEFINING ALUMINUM TRAILERS

If you're looking for a run-of-the-mill aluminum trailer, there's a wide selection out there. With Optima, however, you'll find yourself on a road less traveled. Strength through better design and premium materials is obvious at a glance. A solid foundation not only starts at an Optima trailer's rugged aluminum frame, it's the principle behind every unit that rolls out the door. You see, Optima is manufactured by the world leader in race, auto and cargo trailers. This experience and support will allow you to rest easy knowing you are making a wise investment. And, the owners of Pace American race and transport cars, logging thousands of miles each year. When you use them as a high-mileage professional, you soon discover how to design and build a better way. Study Optima, then move to the front of the class.





OPTIMA

TAG MODELS

GOOSENECKS/FIFTH-WHEELS

STACKER MODELS

T-SERIES TRANSPORTERS



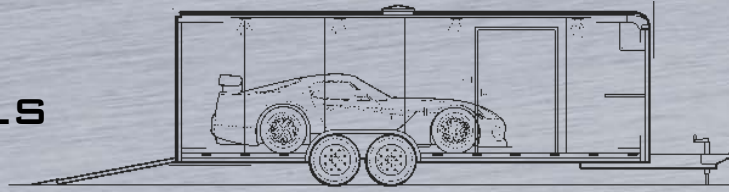
Premium, aluminum construction and great standard features set Optima tag models apart. Available in lengths from 20 to 32 feet.

All models have 98" interior width! Gooseneck and fifth-wheel lengths range from 36 to 52 feet.

These turn-key stackers are ready to load and go! They're available in tag, gooseneck and fifth-wheel models.

Built well above your expectations, a T-Series Transporter features today's most advanced aluminum construction.

## TAG MODELS



Model OP8528TA3 shown with X Package option.



98" interior width and 81" between wheel wells.



Enjoy first-class travel.



**SETTING RECORDS. RAISING THE BAR**  
So what really separates an Optima from the competition? Premium quality aluminum along with a sleek, refined appearance that's second to none. Giving you the feeling of exclusivity is an added bonus.

Whether you need a tag model for transporting that prized vintage car, or you're a full-time race team; an Optima will exceed your expectations. The look, durability and function are the results of years of trailer building experience. Optima trailers are indeed products of over 20 years of racing at, hauling to and living around racing events. Our innovations are details others overlook. When you pull up in an Optima, however, you're sure to get the looks.

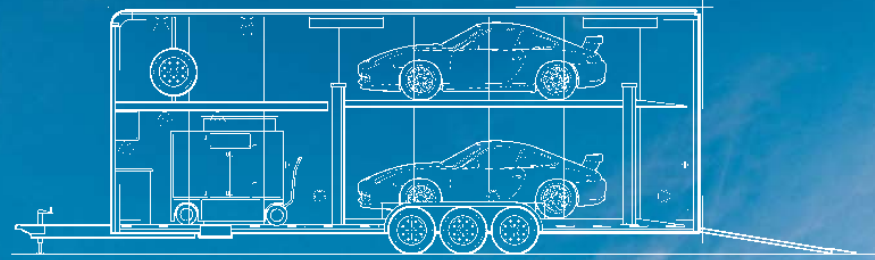


**TAG MODELS** feature a contemporary look. Thanks to their aluminum design, they're easier and more economical to tow.



**BIG TRAILERS** like our gooseneck and stacker models will satisfy the demands of race teams and multi-car haulers.





## TAG STACKER MODELS



Model OPS8530TTA5 shown with Stacker Option shown.



LUXURY ALUMINUM MOTORHOMES are also available from Optima. These coaches and garage models feature innovative design, interiors crafted like extravagant buses and the most modern construction materials and techniques available.



## GN/FW STACKERS

Optima delivers turn-key, premium aluminum stackers for all your hauling needs.



Nobody builds stackers like this! The majority of aluminum trailers on the market today are hybrids, designed and built for purposes other than our sport. We've raced and logged thousands of miles each season, so we know how to create a smarter trailering experience. An Optima trailer is loaded with racer features and solid aluminum quality and detailing. Be proud knowing you've got the best rig available. Because our reputation is on the line, too.

### TURN-KEY SOLUTION

Racer-friendly features and usability are attributes of an Optima rig that also set us apart. Consider how an Optima stacker comes ready to load and go. Smarter, better features and configurations, normally optional on other brands, are standard on all of Optima's premium aluminum race and auto trailers. See your dealer for specifications and floorplans.



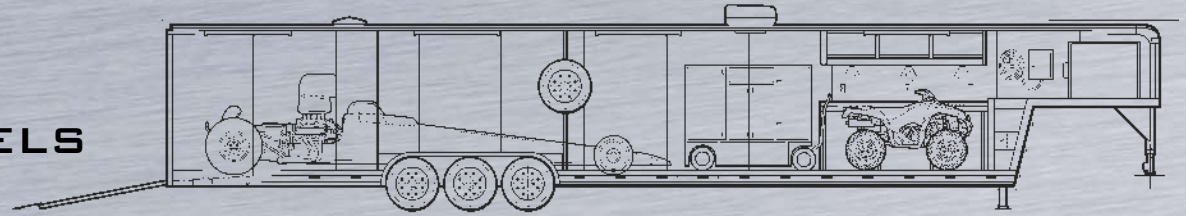
WE SUPPORT OUR SPORT through contingency and major sponsorships of numerous sanctioning organizations. Racing is your passion and ours.



T-SERIES TRANSPORTERS provide superior construction and styling along with custom interior configurations. They're the ideal choice for serious race teams and auto haulers.



# GOOSENECKS/FIFTH-WHEELS



Optima reflects your lifestyle without apologies.



We've built literally hundreds of stacker trailers.



Model OPG8540TA5 shown here.

We're so confident in Optima's quality of construction that we back each model with a full six-year, limited trailer warranty. You also receive an exclusive customer service hotline where a knowledgeable professional is ready to answer any question or help with any issue after the sale. There's peace-of-mind on the road knowing your Optima product is backed by a company with over 20 years of doing things right. What less would you expect?

### A REFLECTION OF YOU

You drive the best, wear the best, live in the best. An Optima rig makes that kind of impression as well. A quality reputation for doing it right and standing out in a crowd is what we have in common.



**ALUMINUM TOTERHOMES BY OPTIMA** keep you way out front. Nothing on the road or at the track is built to our high standards or tolerances. Refined detailing, designer interiors, world-class fabrics and materials all add up to the most innovative brand available. Our coaches and trailers were designed to match as well.



**CHOOSE YOUR COMPANY WISELY**  
Everyone's a winner. You know that's not true. Like everything else, the trailer business is competitive. And when you have the choice, you should hook up with a winner. Is Optima in your circle?

This is the ultimate in trailering. A T-Series is the best aluminum lift-gate trailer period. Optima's T-Series transporters were designed and built from the ground up to be the best lift-gate trailer available. And it'll take you there without the need to worry about durability and reliability. Standard 10,000 lb. torsion or optional air ride suspension, premium aluminum construction and its superior strength mean Optimas ultimate T-Series is one tough trailer.



## T-SERIES TRANSPORTERS

Optima is the ultimate rig.

TrackSide Service

**RACING CONNECTIONS** run deep at Optima. Aside from affiliations, we send our TrackSide Service team to many events to support our customers.



**OPTIONS CENTRAL** is what you get. You can have it your way when you choose from hundreds of custom options. We can custom build your entire rig to your exact specifications.



Designed for high-mileage professionals, Optima T-Series trailers are built to last. Most aluminum trailers on the road today are hybrids, designed and built for purposes other than racing. In a sport where first impressions count, they'll know you've arrived before you ever roll the car to the line. Stronger, more detailed, beautiful, and fully-featured is what the Optima T-Series is all about. Anything less in an aluminum trailer is less than what you should settle for.

**T-SERIES TRANSPORTER FEATURES**

- 6,000 lbs. capacity hydraulic lift gate
- 10,000 lb. torsion suspension
- Massive top and bottom rails
- Up to 40,000 lb.GVWR
- Forged polished aluminum Alcoa wheels
- Equalizer hydraulic landing gear

**OPTIONAL FEATURE HIGHLIGHTS**

- BARD HVAC unit
- 17.5kW or 20 kW PowerTech generator
- Tire racks and slick hangers
- .125 aluminum walk-on roof
- Custom lounges and living area
- Custom cabinetry and much more

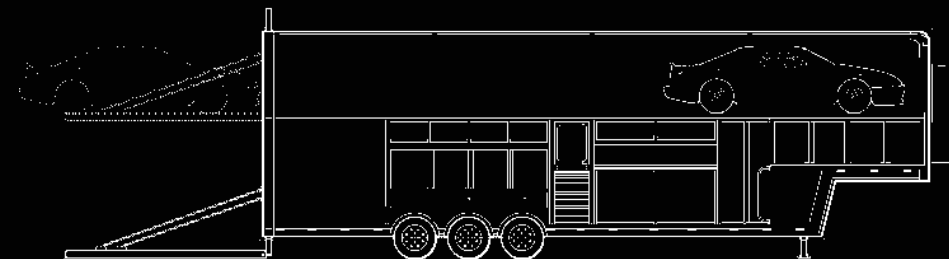


Model OPT8540TTA8 shown here.



Spacious, quality work shops inside.

Customized for you.



**SUPER-DUTY AND SUPER STRONG** are attributes of our modern transporters. All extrusions, trim, reinforced frame members and thicker materials add up to a massive unit destined to hold up for year's of hassle-free, cross-country trips. 5" wall posts and roof bows, extruded main and second floor decks, .050 aluminum exterior and .080 aluminum interior walls are all superior standard features.





QUALITY FROM THE GROUND UP

From ideas to CAD to the jig on the production floor, everything about an Optima is quality. And Optima's beauty is more than skin deep. What you can't see is unsurpassed structural strength. No short cuts.

Optima represents the most advanced, modern aluminum trailers ever produced. Offering a world-class trailer required an investment in the latest design, technology and manufacturing. And a great investment is what you get. Our state-of-the-art facility along with trained craftsmen and women meticulously build each trailer to be straighter, stronger and better looking. True fit and smooth finish reflect your professional image as well.



Professional engineers utilize modern CAD and aluminum design technology



Our customer service is second to none. 24/7, someone can assist you at Optima.



Computer-controlled CNC machining assure trailer components and trim are cut to exacting tolerances. This is how we achieve the tightest fit.



The trailer and manufacturing process are industry leading.



Many of the aluminum trailers on the market today are designed and built for purposes other than our sport. Not so with Optima. We know what you need in a race trailer.



# DESIGNED AND BUILT TO HIGHER STANDARDS



Optima models feature smooth aluminum extrusions with no visible fasteners giving them a very clean, professional and high-end appearance.



A built-in aluminum stepwell makes entry and exit much easier and safer while a flush mount 48" side door gives more entry space than other brands offer.



Optima ramp doors fit flush and seal tight. The heavy-duty ramp is attached to the trailer using a quality, full width heavy-duty piano hinge.



Deluxe, polished aluminum light bezels house our standard, high-visibility semi-trailer LED lights and frame in the license plate holder as well.



Polished aluminum fenders give both the standard and spread axle Optima wheel wells a more polished, premium-finished look.


Premium trailers built through a premium process. At Optima, our aluminum trailers really are as impressive inside as they look from the street. Extra design and manufacturing attention, along with more standard features and racer styling have helped us raise the bar. And we know it's your investment as well, with no room for unreliable brands—especially at trade-in time when you'd like a better return. Understanding your needs has allowed us to offer an industry leader. Here's proof.

## STANDARD FEATURE HIGHLIGHTS

- .050 rivetless aluminum exterior
- Finished & insulated aluminum interior walls
- 96" rear ramp door
- 48" side door with stepwell
- Electric brakes
- Extruded aluminum floor
- Cast aluminum front corners
- Aluminum fenders
- Pre-wired for 110v
- LED lights
- Seamless aluminum roof
- 6-year limited warranty



The T-Series' heavy-duty extruded aluminum top rail Huck® fastens to the wall posts and is welded to beefy roof bows to create a very rigid overall structure.



All flooring, including the ramp, is constructed using heavy-duty interlocking aluminum extrusions for maximum strength.



Tag models come standard with heavy duty 5,000 lb. hitch, beefy triple tube tongue and quality safety cables.



Large profile aluminum hat posts add rigidity and strength to the trailer walls and also allow more surface area to mount accessories inside the trailer.



The extruded aluminum bottom rail features an integral tube to allow use of a perimeter frame design adding even more strength where you need it.



This picture speaks for itself! Double tubes above wheel boxes are welded into 4" C-channels in front and behind, providing an extremely durable structure.



**RACING IS OUR STORY TOO** because the owners of Optima have raced professionally and continue to race today. We log thousands of miles each season hauling cars and equipment from coast to coast. And you demand racer features in an aluminum trailer. Understanding your needs has allowed us to design a better unit. Which is what you'll get with Optima.

# OPTIONAL EQUIPMENT



A variety of spare tire and wheel options is available along with factory installed mounting brackets or compartments.



A classy-touch option is our carpeted interior sidewalls. They look great and protect the walls.



The enclosed tongue adds a finished look to your tag trailer. It also helps protect the frame from road debris and damage.



An aluminum door caddy is handy and durable. Optima can factory-install all of your convenience options.



Generator options include this Power Tech brand. See your dealer for a complete list of generator and compartment options.



60" double side doors are standard on the T-Series and optional on other Optima trailer models.



Axle upgrades and spread axles are available from Optima. See your dealer or visit our website for more information.



Alcoa® or Optima's exclusive motorsports wheel upgrades are available. They're heavy-duty and highly-styled wheels.



Stay cooler (or warmer) with our optional BARD HVAC unit. It's mounted on the front so it does not intrude on any interior space.



Airline track offers a flush tie-down solution. It's installed into the trailer's floor so you can secure from anywhere.

## OPTIONAL EQUIPMENT HIGHLIGHTS

- Polished front end exterior
- Polished exterior extrusions
- Extra overall trailer height
- Aluminum Motorsports wheels
- Alcoa® aluminum wheels
- Wheel and axle upgrades

- Tire racks and slick hangers
- Power nose jack (on tag models)
- Hydraulic landing jack
- 12v and 110v electrical systems
- Air conditioning and heating options
- Power Tech generator and doors
- 60" double side door

- Awnings (a variety of sizes)
- Aluminum observation deck
- Stacker model packages
- 36" or 60" rear ramp door extension
- Winch system options
- Airliner floor and wall tie down track
- Carpeted interior sidewalls

- Custom aluminum cabinetry
- Aluminum door caddy
- Fuel jug holders
- BARD HVAC unit
- .125 aluminum walk-on roof
- X Package
- Custom lounges

- Custom work areas and surfaces
- Kitchenettes with plumbing
- 10K STI air ride axles (T-Series)
- Air-over-hydraulic disc brakes with ABS
- Built-in tool chests
- Inside or outside roof ladder
- And many more



BY RACERS FOR RACERS is our motto. We're major sponsors of NHRA, IHRA, SCCA, PCA, AMA, 600 Racing and other organizations. Our TrackSide Service crew will see you at the races!



LITERALLY THOUSANDS OF OPTIONS and custom configurations are available with Optima. We've built trailers for weekend warriors and large race teams, all to their exact needs.



## VISIT OUR WORLD-CLASS WEBSITE

Go to [www.optimatrailers.com](http://www.optimatrailers.com) and see more options, accessories and photography in one of our many galleries. Find the model of your choice and that perfect configuration as well. Here, you can learn more about the company, it's products and the support you'll receive when you choose Optima. And find your closest Optima dealer.



At [www.optimatrailers.com](http://www.optimatrailers.com) you'll find the latest information on options, standards, specifications, downloadable information and much more.



**CUSTOM CABINERY** is made in-house at Optima. Craftsmen use the highest quality aluminum and build them by hand for your exact needs. The style and beauty of our cabinetry is unsurpassed. You may also choose from a full line of premium C-Tech® brand cabinetry.



**X PACKAGE OPTION** dresses up your aluminum trailer for a package deal price! This contemporary, slick-looking upgrade option includes polished exterior extrusions, castings and our custom aluminum wheels.



**CUSTOM PAINT** is very cool! The rig shown above is our 45' Elan motorhome and 24' stacker trailer. This contemporary, full-body paint is standard on the Elan model. Let them know you've arrived with your custom-painted matching rig. Visit our website or ask your Optima dealer for more information on the ultra luxurious Elan motorhome and full-body paint for your motorcoach and trailer.



**OPTIMA'S IN-HOUSE OPTIONS DEPARTMENT** is a hand-picked team of professional craftsmen. They stand ready to build your dream trailer to your exact specifications. From custom cabinetry to generators, awnings, tie downs—even luxury lounges with kitchenettes and modern electronics—we can build to satisfy even the toughest customer.



## TAG MODELS\*

### SPECIFICATIONS

	<u>OP8524TA3</u>	<u>OP8528TA5</u>	<u>OP8532TTA4</u>
Overall length	28' 3"	32' 3"	36' 3"
Interior length	23' 10"	27' 10"	31' 10"
Interior width / BWW**	98" / 81"	98" / 81"	98" / 81"
Interior height	6' 6-1/2"	6' 6-1/2"	6' 6-1/2"
Axles	5200 lb. tandem	7200 lb. tandem	6000 lb. triple
Ramp door opening	96"	96"	96"
Frame	4" I-beam	4" I-beam	4" I-beam
Tire size	LT235 80R16 LRD	LT235 85R16 LRG	LT235 85R16 LRE
Curb weight	4760 lb.	5460 lb.	6474 lb.
GVWR	10400 lb.	14400 lb.	18000 lb.
Payload capacity***	5640 lb.	8940 lb.	11526 lb.
Exterior sidewalls	.050 rivetless	.050 rivetless	.050 rivetless

\*Other models available. \*\*Between wheel wells. \*\*\*Optional equipment adds weight and lowers payload capacity.

### POPULAR STANDARDS

- .050 rivetless exterior
- VHB fastenerless exterior
- 96" rear ramp door with spring assist, flap, heavy-duty hinge and polished stainless latches
- Beavertail
- 48" side door w/stepwell
- Electric brakes
- Insulated .030 aluminum interior walls and ceiling
- Extruded aluminum floor
- Stainless steel D-rings (4)
- Aluminum fenders
- Cast aluminum front corners

- Seamless aluminum roof
- Wiring harness
- Pre-wired for 110v
- Wire and framing for AC
- LED lights
- Non-powered roof vent
- Deluxe dome lights (4)
- 24" Stoneguard
- 2-5/16" coupler with 5000 lb. jack
- Triple tube tongue
- Available in white, black and red
- 6-year limited warranty
- Extra height
- Motorsports wheels
- Alcoa® aluminum wheels
- Wheel and axle upgrades
- Tire racks and slick hangers
- Power nose jack
- 12v and 110v electrical
- AC and heating options
- Generator and door
- 60" double side door
- Awnings
- Observation deck
- Custom cabinetry
- 60" ramp door extension

### POPULAR OPTIONS

- Polished front end
- Polished extrusions

- Winch system
- Airline floor tie downs
- And many more



## GOOSENECKS/FIFTH-WHEELS\*

### SPECIFICATIONS

	<u>OPG8536TA5</u>	<u>OPG8540TA5</u>	<u>OPG8548TTA5</u>
Overall length	35' 9"	39' 9"	47' 9"
Interior length	35' 4"	39' 4"	47' 4"
Interior width / BWW**	98" / 81"	98" / 81"	98" / 81"
Interior height	6' 6-1/2"	6' 6-1/2"	6' 6-1/2"
Axles	7200 lb. tandem	7200 lb. tandem	7200 lb. triple
Ramp door opening	96"	96"	96"
Frame	4" I-beam	4" I-beam	4" I-beam
Tire size	LT235 85R16 LRG	LT235 85R16 LRG	LT235 85R16 LRG
Curb weight	7146 lb.	7840 lb.	9618 lb.
GVWR	14400 lb.	14400 lb.	21600 lb.
Payload capacity***	7254 lb.	6560 lb.	11982 lb.
Exterior sidewalls	.050 rivetless	.050 rivetless	.050 rivetless

\*Other models available. \*\*Between wheel wells. \*\*\*Optional equipment adds weight and lowers payload capacity.

### POPULAR STANDARDS

- .050 rivetless exterior
- VHB fastenerless exterior
- 96" rear ramp door w/spring assist, flap, heavy-duty hinge and polished stainless latches
- Beavertail
- 48" side door w/stepwell
- Enclosed riser area
- Insulated .030 aluminum interior walls and ceiling
- Extruded aluminum floor
- Stainless steel D-rings (4)
- Cast aluminum front corners
- Aluminum fenders
- Seamless aluminum roof

- Wiring harness
- Pre-wired for 110v
- Wire and framing for AC
- LED lights
- Non-powered roof vent
- Deluxe dome lights (4)
- Electric brakes
- Available in white, black and red
- 6-year limited warranty
- Tire racks and slick hangers
- Hydraulic landing jack
- 12v and 110v electrical
- AC and heating options
- Generator and door
- 60" double side door
- Awnings
- Observation deck
- Stacker options
- 60" ramp door extension
- Winch system
- Airline floor and wall tie down track

### POPULAR OPTIONS

- Polished front end
- Polished extrusions
- Extra height
- Motorsports wheels
- Alcoa® aluminum wheels
- Wheel and axle upgrades

- 60" double side door
- Awnings
- Observation deck
- Stacker options
- 60" ramp door extension
- Winch system
- Airline floor and wall tie down track
- Carpeted sidewalls
- Aluminum cabinets
- Fuel jug holder
- Bogey wheels
- And many more



**NATM MEMBER** for two decades. As a member of the National Association of Trailer Manufacturers, you can be assured that Optima trailers meet, and exceed, all industry standards.



A **6-YEAR WARRANTY** is what you'd expect for the best-built aluminum trailers on the market. This is a hitch-to-bumper limited warranty. Better built and better backed!





## STACKER MODELS\*

SPECIFICATIONS	<u>OPS8528TTA5</u>	<u>OPS8532TTA5</u>	<u>OPG8540TTA6</u>
Overall length	33'-1/2"	37'-1/2"	39'-9-1/2"
Interior length	27' 9"	31' 9"	39' 8"
Interior width/BWW**	98" / 81"	98" / 81"	98" / 81"
Interior height	11' 4-1/8"	11' 4-1/8"	11' 4-1/8"
Axles	7200 lb. triple	7200 lb. triple	8000 lb. triple
Ramp door opening	96"	96"	96"
Frame	4" I-beam	4" I-beam	4" I-beam
Tire size	LT235 85R16 LRG	LT235 85R16 LRG	LT235 85R16 LRG
Curb weight	9600 lb.	11400 lb.	13400 lb.
GVWR	21600 lb.	21600 lb.	24000 lb.
Payload capacity***	12000 lb.	10200 lb.	10600 lb.
Exterior sidewalls	.050 rivetless	.050 rivetless	.050 rivetless

\*Other models available. \*\*Between wheel wells. \*\*\*Optional equipment adds weight and lowers payload capacity. Other sizes and lengths are available in tag, gooseneck and fifth wheel configurations.

### POPULAR STANDARDS

- .050 rivetless exterior
- VHB fastenerless exterior
- 96" rear ramp door w/spring assist, flap, heavy-duty hinge and polished stainless latches
- Beavertail
- 48" side door w/stepwell
- Enclosed riser (GN/FW)
- Triple tube tongue (Tag)
- Insulated .030 aluminum interior walls and ceiling
- Extruded aluminum floor
- Stainless steel D-rings (4)
- Cast aluminum front corners
- Aluminum fenders

- Seamless aluminum roof
  - Wiring harness
  - Pre-wired for 110v
  - Wire and framing for AC
  - LED lights
  - Non-powered roof vent
  - Deluxe dome lights (4)
  - Electric brakes
  - Available in white, black and red
  - 6-year limited warranty
- ### POPULAR OPTIONS
- Polished front end
  - Polished extrusions
  - Extra height
  - Motorsports wheels
  - Alcoa® aluminum wheels
  - Wheel and axle upgrades
  - Tire racks and slick hangers
  - Hydraulic landing jack
  - 12v and 110v electrical
  - AC and heating options
  - Generator and door
  - 60" double side door
  - Awnings
  - Observation deck
  - Stacker options
  - 60" ramp door extension
  - Winch system
  - Airline floor and wall tie down track
  - Carpeted sidewalls
  - Aluminum cabinets
  - Bogey wheels
  - And many more



## T-SERIES TRANSPORTERS\*

SPECIFICATIONS	<u>OPFT8540</u>	<u>OPFT8542</u>	<u>OPFT8544</u>
Overall length	39' 10-1/4"	41' 10-1/4"	43' 10-1/4"
Interior length	39' 3-1/2"	41' 3-1/2"	43' 3-1/2"
Interior width/BWW**	98" / 81"	98" / 81"	98" / 81"
Interior height	76" / 57"	76" / 57"	76" / 57"
Axles	10000 lb. triple	10000 lb. triple	10000 lb. triple
Lift gate opening	144-3/4" x 91-7/8"	144-3/4" x 91-7/8"	144-3/4" x 91-7/8"
Frame	6" x 8" tube	6" x 8" tube	6" x 8" tube
Tire size	235/75R17.5 LRH	235/75R17.5 LRH	235/75R17.5 LRH
Curb weight	20100 lb.	N/A	N/A
GVWR	40000 lb.	40000 lb.	40000 lb.
Payload capacity***	19900 lb.	N/A	N/A
Exterior sidewalls	.050 rivetless	.050 rivetless	.050 rivetless

\*Other models available. \*\*Between wheel wells. \*\*\*Optional equipment adds weight and lowers payload capacity. Other sizes and lengths are available in tag, gooseneck and fifth wheel configurations.

### POPULAR STANDARDS

- 6,000 lbs. capacity hydraulic lift gate
- 10,000 lb. torsion axles with electric brakes
- Massive top and bottom rails
- .050 exterior and .080 interior aluminum walls
- Up to 40,000 lbs. GVWR
- Cast aluminum front corners
- Polished stainless steel front corner wrap
- Forged, polished aluminum Alcoa® wheels
- Spread axles with stainless steel fenders
- LED lights

- Equalizer® hydraulic landing gear
  - 235/75R17.5 LRH 16-ply tires
  - 3.5" extruded aluminum main and second deck floors
  - 60"x72" double curbside doors
  - 16" on-center, extruded-aluminum wall posts (5") and roof bows
  - Framed and wired for BARD unit
  - 6-year limited warranty
- ### POPULAR OPTIONS
- BARD HVAC Unit
  - Aluminum cabinetry
  - 17.5kW or 20 kW Power Tech® generator
  - 36" or 60" ramp door extension
  - Tire racks and slick hangers
  - .125 gauge aluminum walk-on roof
  - X Package
  - Custom lounges
  - Custom work areas
  - Kitchenettes
  - 10K STI air ride axles
  - Air-over-hydraulic disc brakes with ABS
  - Winch system
  - Airline floor and wall tie down track
  - And many more

**CUSTOMER SERVICE  
HOTLINE**  
**866-645-7223**

**YOU'LL NEVER BE STRANDED** when you choose an Optima. We take pride in offering our customers better service, parts distribution, post-sales contact and support. And remember, Optima is a Pace American company. For over 20 years Pace has built its fine reputation on unsurpassed after-the-sale customer service and satisfaction. Our 24 hour hotline is open.

[www.optimatrailer.com](http://www.optimatrailer.com)

15

OPTIMA®

224 INDUSTRIAL BLVD  
EASTMAN GA 31023

TOLL FREE 866 645 7223  
optimatrailers.com



A PACE AMERICAN COMPANY  
paceamerican.com

All specifications contained in this literature are based on the latest product information available at the time of printing. Optima Industries, LLC reserves the right to make changes to colors, materials and any specification without notice or obligation. All liquid and weight capacities are approximate and dimensions are nominal (+/-5%). Photography may show props or options that are not part of standard features. Optima reserves the right to make changes without incorporating them into similar models produced at an earlier date. Consult your local, authorized Optima Trailers dealer for the latest information. Optima is a member in good standing of the National Association of Trailer Manufacturers and the Recreational Vehicle Industry Association.



VISIT YOUR WORLD-CLASS OPTIMA TRAILER DEALER: