

Trail-Lite

BY R-VISION

Travel Trailers



Hold on tight to your dreams!



TL27RK Shown in Slate Blue Decor



Spacious Bath with Neo-Angle Shower



Optional Hide-a-Bed Sofa with Air Mattress



TL30RK Shown in Ginger Decor

TRAIL-LITE TRAVEL TRAILER FEATURES



60 x 80 Queen Bed



Aluminum wheels are standard equipment.



Large Pass-Thru Storage

Travel Trailer Standards & Options

APPLIANCES/ EQUIPMENT

- 2 Door Flush Mount Refrigerator
- 3 Burner Range Top
- Power Range Hood w/Light
- Six Gallon Gas Elect. DSI Water Heater
- Furnace 30,000 BTU
- Air Conditioner Ready
- Water Heater Bypass Kit
- Copper LP Gas Lines
- P.E.X. Water Lines
- Monitor Panel

BATH

- Fiberglass Reinforced Tub
- Thetford Toilet
- Medicine Cabinet w/Mirror
- Power Roof Vent
- Light w/Wall Switch
- Large Bath Sink
- Skylight

ELECTRICAL

- Porch/Security Light
- Ceiling Lights w/Wall Switches
- 120 Volt GFI Protected Circuits

- 120 Volt Fuse Panel
- Outside 120 Volt Recept
- 30 Amp, 28' Power Cord (Detachable)
- 55 Amp, Whisper Quiet Converter w/Charger

EXTERIOR

- Rubber Roof
- Tinted Jalousie Windows
- Aerodynamic Front Profile
- 30" Main Entry Door(s) w/ Radius Corners, Window, Screen Door, and Flush Mount Latch
- Triple Self-Storing Step(s)
- Large Front Storage Compartment
- 30# LP Tanks w/ABS Cover
- 2-5/16" Coupler
- Enclosed, Heated Underbelly
- Easy Access Dump Valves

INTERIOR

- 2 Bar Stools (Certain Models)
- Panoramic Galley Window
- Reversible Dinette Cushions
- Mini Blinds
- No-wax Vinyl Flooring

- Mortise and Tenon Cabinet Doors
- Galley/Soffit Recessed Lighting
- Laminated Countertops w/Euro Style Faucet
- 80" Queen Bed w/Bedsread
- Light/Air Roof Vent(s)
- Fire Extinguisher, Smoke Detector, LP Detector
- Bedroom Carpet
- 3 Interior Decors (Slate Blue, Beachwood and Ginger)
- Designer Radiused Window Treatment
- Under Bed Storage w/Struts
- 48" Dinettes (Except 27RK)

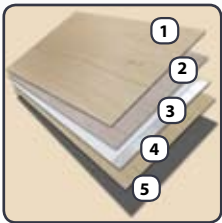
RUNNING GEAR

- 15" Radial Trailer Tires
- Aluminum Wheels w/10" Electric Brakes
- E-Z Lube Hubs
- Leaf Spring Suspension System
- Welded I-Beam, Steel Frame
- Stabilizer Jacks

OPTIONS

- Air Conditioning, 13,500 BTU
- Air Conditioning, 15,000 BTU
- AM/FM CD DVD Player w/5 Internal and 2 External Speakers
- Electric Awning
- Swivel Rocker Chair(s)
- Microwave
- Oven
- Spare Tire and Wheel
- TV Antenna/Cable
- Roof Ladder
- Outside Grill
- Outside Shower
- Sink Cover
- Stove Cover
- Tub Surround (Models 30BH & 32BH)
- Day/Night Shades
- Fan-Tastic Fan
- Living Room Carpet
- Equa-Flex™ Suspension
- Electric Tongue Jack w/Light
- 22" LCD TV
- Black Tank Flush

FLOOR • 2" THICK LAMINATE R-7

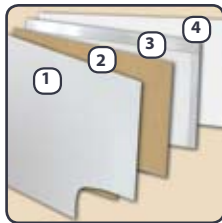


1. Luan
2. Luan
3. Aluminum Frame and Foam
4. Luan
5. Darco

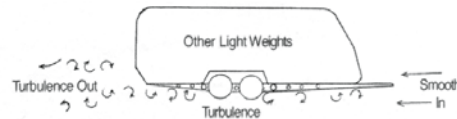
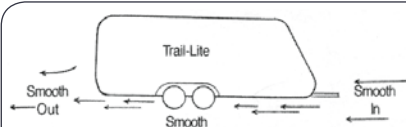
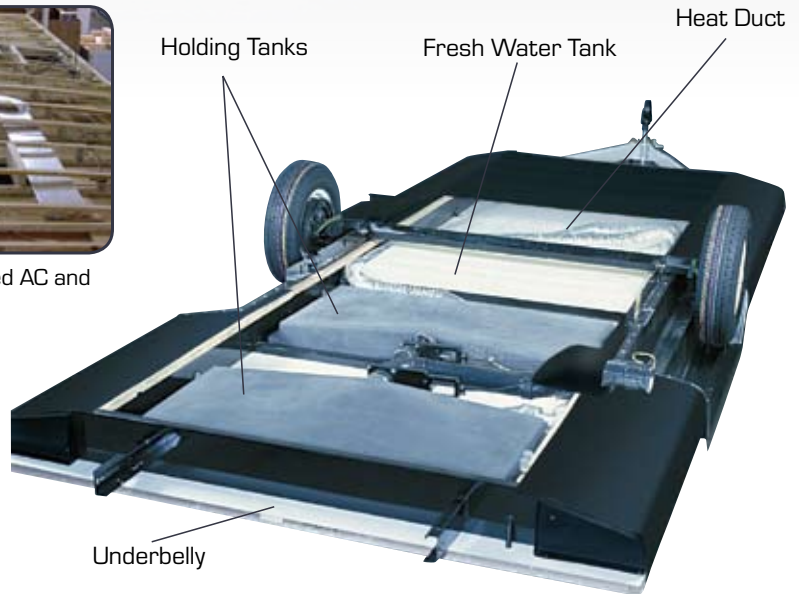


5" Roof Truss with Ducted AC and Walkable Decking

SIDEWALL • 2" THICK LAMINATE R-7



1. Fiberglass Skin - dent resistant, low maintenance
2. Luan
3. Aluminum Frame and Foam
4. Wallboard



Trail-Lite uses modern race car technology to bring you towing ease and stability. Trail-Lite's enclosed chassis is clear of the exposed holding tanks that create turbulence when the trailer is towed. Airflow is smooth and drag is greatly reduced. Towing a Trail-Lite is a breeze!



R-VISION
606 Nelson's Pkwy.,
Wakarusa, IN 46573
800.685.3220
www.trail-lite.com

YOUR DEALER

As R-Vision constantly strives to improve our product, all specifications listed in this informative brochure are subject to change without notice or obligation. Photos may show optional equipment which is not included in the purchase price of the unit. Test drive and review a current model on your dealer's lot today.