

Enjoy the motorhome lifestyle . . .



Roadtrek™ series  
by Home & Park™  
Motorhomes

75 ARDELT PLACE, KITCHENER, ONTARIO, CANADA N2C 2C8 (519) 745-1169

# ... with the convenience of a van.

For years, many people have enjoyed the spacious room and comfort of the full size motorhome. They have discovered the beauties our country has to offer with "all the comforts of home." At the same time, others have found that to truly enjoy this carefree lifestyle, the convenience and mobility of a van are of paramount importance.

Wouldn't it be wonderful if one could enjoy the freedom and independence of motorhome living in a unit that is small enough to be truly free?

We, at **Home & Park Motorhomes**, have expended the time and effort to design a small, fuel conserving recreational vehicle with comfort and practicality uppermost in our minds. The result is a new creation that gives you the best of both worlds; the **Roadtrek** motorhome van.

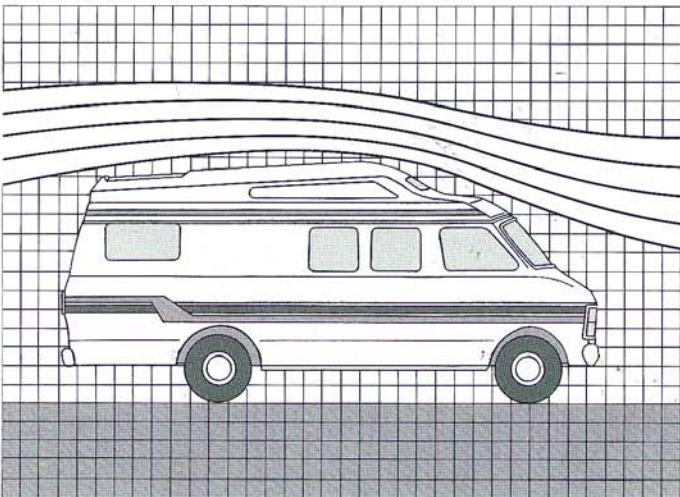
## A BETTER LOOK AT 'ROADTREK'.

Before we tell you about its conventional motorhome qualities, let's discuss a few things our unit has that larger motorhomes lack.

## 'ROADTREK' IS FUEL EFFICIENT.

Any vehicle's fuel efficiency is directly dependent on its aerodynamics and weight.

**Roadtrek** is much more streamlined than customary motorhomes or camper vans. It's astonishing aerodynamics can be attributed to a few basic factors. Our unit is not only lower, but raises the wind much more efficiently.



*Aerodynamic design.*

But, the aerodynamics don't end there. Once raised, the wind travels effortlessly along the rearward sloping roofline and down the tapered rear of the vehicle.

**Roadtrek** is much lighter than the usual motorhome. This too, contributes to its fantastic fuel economy.

We designed **Roadtrek** to be streamlined and lighter to make it more economical to operate: It's as simple as that.

## BUT IS IT PRACTICAL AND COMFORTABLE TO DRIVE?

It certainly is! Unlike larger motorhomes, **Roadtrek** is as easy to drive as the family station wagon. Because the body has not been widened like other bulky van type units, it is effortlessly manoeuvred through congested downtown traffic or into a crowded parking lot.

Not only is **Roadtrek** simple to drive and park, but its comforts rival even the most luxurious automobiles. You'll appreciate its generous window area and adjustable captain's chairs when you're midway through a lengthy journey.



*"The Versatile."*

## 'ROADTREK' IS PRACTICAL FOR EVERYDAY USE.

Because it's easy to drive, economical and comfortable, your **Roadtrek** need not sit idle between vacations. And not merely for day long trips to your favorite resort, but likewise for daily commuting.

In fact, because of the pleasing appearance, you'll be proud to drive anywhere in your new **Roadtrek!**

## 'ROADTREK' IS YOUR BEST CHOICE FOR COMFORTABLE AND PRACTICAL LIVING.

This is the quality that separates our design from all the other camper vans. Within the exterior dimensions of a van lies a true motorhome. Most of their qualities can be found in our "Motorhome Van."



Four captain's chairs (A1) and optional cloverleaf table (42).



Rear double bed (C1, C2 and C3).

Although small on the outside, once inside it's difficult to believe you're in a van at all. **Home & Park** takes advantage of the cab area as living space. By simply swiveling the driver's and passenger's chairs, a spacious seating area is formed with plenty of room for eating, entertaining or just relaxing.

And when it comes to daily living, **Roadtrek** is out in front. Inside there is full standing height for persons up to six feet. But how do we do this with such a low roofline? It's simple. Instead of raising the roof more, we just lowered the floor. That way, a comfortable standing height and maximum fuel efficiency can be maintained.

But the comfort and spaciousness doesn't end there. **Roadtrek** can sleep 2, 4 or 6 in large comfortable beds of thick, soft and even foam without a bump, sag or gap to endure. Now compare that with anything else on the market! Access to the bathroom at night is made convenient by its central location; no climbing over three of your companions to reach the restroom. There is also ample storage space under the seats and bed, in the cupboards, wardrobe and in our innovative rear storage area.

### OUR PATENTED BATHROOM/PRIVACY AREA IS REMARKABLE.

Instead of forcing you into a small, cramped, permanent bathroom as is in most of the larger motorhomes, **Home & Park** has created a spacious "temporary bathroom." When not needed, the bathroom (fixed toilet) is within the closet and out of the way, as in the left aerial view.

To use the bathroom simply open the two folding closet doors and a spacious, private area is created (right aerial view). The closet doors also serve to provide separate sleeping sections at night. It's so simple, it's incredible that no one has thought of it before.




Aerial views of "The Versatile" (A2, B2 and C2).

Our shower is equally amazing. It doubles as a wardrobe. Just swing the rack while the clothes remain on the hangers out over the bed, fold down the tub and draw the curtain. It really must be seen to be believed!



*Combination shower and wardrobe (B3).*



*Rear gauchio (C3).*

A fully equipped galley including fridge, stove, exhaust fan and sink is provided in your **Roadtrek**. And it's completely self-contained for independent use. Now that's practical!

### **WHAT'S A NEW IDEA WITHOUT OLD FASHIONED QUALITY?**

Nothing. We know that you demand quality. And quality is what you get in a **Home & Park** motorhome. As members, all our units meet and often exceed rigid C.S.A. and R.V.I.A. recreational vehicle standards.

Not only is there quality in their design, but also in their construction. Each unit is backed by intensive quality control to ensure craftsmanship and dependability.

### **LOOK AT THEIRS, THEN LOOK AT OURS . . . WE ARE SURE YOU WON'T GO BACK TO LOOK AT THEIRS.**

We invite you to compare our "Motorhome Vans" with any other on the road. In fact, compare it with any recreational vehicle anywhere. Only through comparison will the true qualities of our fine products shine through.



*Rear dinette (C2) and standard galley.*

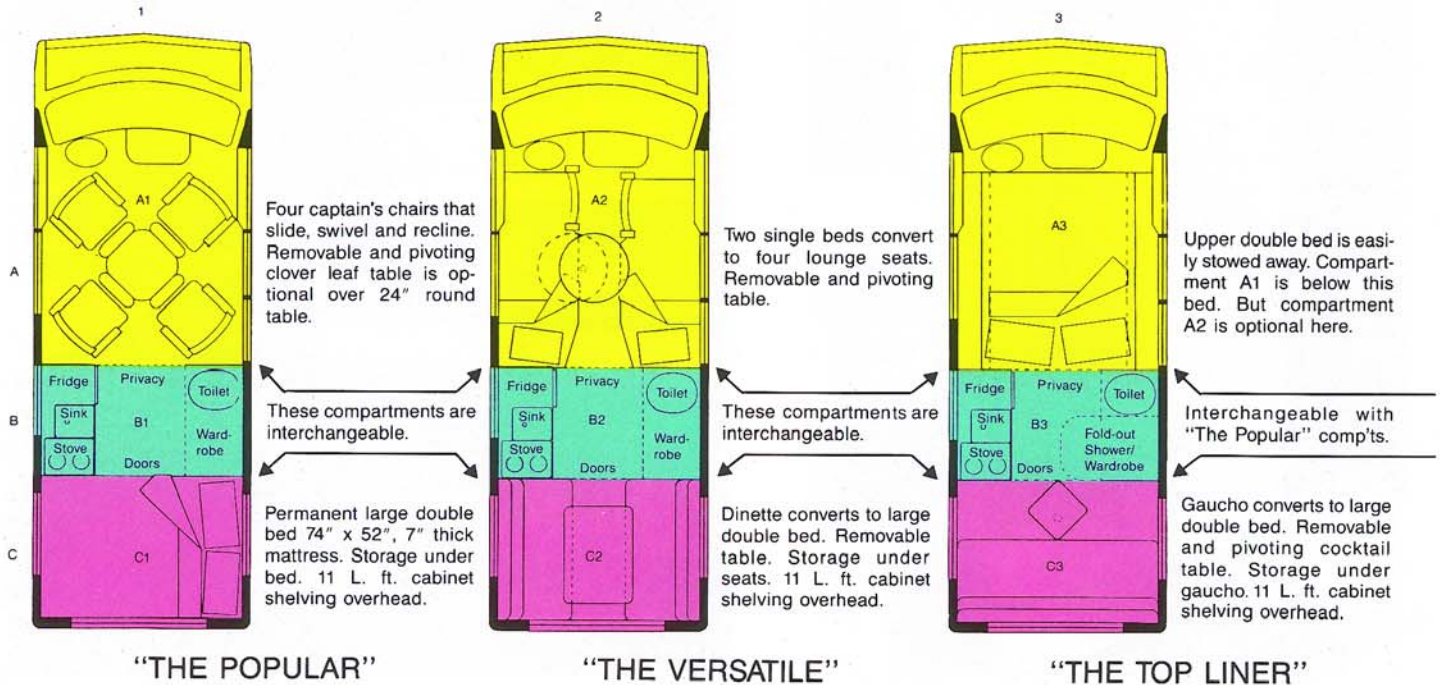
# Your First Choice

*With Confidence*

## A ROADTREK MOTORHOME VAN

### CHOOSE FROM THESE SPECIALLY SELECTED MODELS

Or alternatively make up your own custom model by selecting any combination of the "Easy Order Compartments" indicated ABC/123 respectively.



### BRIEF DESCRIPTION OF MODELS

All models come equipped with a refrigerator/freezer, hooded exhaust fan over a two burner stove, furnace, electrical converter/charger, demand water system with ample fresh water capacity and a sink and flush toilet connected to dual waste tanks. Each unit has a spacious privacy area, ample storage, full standing height and sleeping for 2, 4 or 6 persons.

"THE POPULAR" sleeps two in a large stationary (not convertible) double bed (C1) that is easily removed for hauling large objects. In the front lounge (A1), there is seating for four in captain's chairs which slide, swivel and recline for maximum driving and living comfort. The removable cloverleaf dining table, which is optional over the standard round table, pivots out of the way for easy movement about the vehicle. This model is truly the perfect choice for a couple.

"THE VERSATILE" sleeps four. The rear dinette (C2) converts to a double bed as in "THE POPULAR." The four seats in the front lounge convert to two single beds (A2) with an aisle in between for free moving about when the round table is removed. To attain sleeping for six, simply add the upper bed (A3) as shown in "THE TOP LINER." There is spacious seating for eight in the front lounge and rear dinette. "THE VERSATILE" is your best selection if plenty of room and livability are desired.

"THE TOP LINER" sleeps four in two large double beds while retaining the comfort and luxury of four captain's chairs in the front lounge. The upper bed (A3) is quickly extended to provide sleeping for two and is easily stowed away after use. The rear gaucha (C3) converts to a double bed, as in "THE POPULAR," for another pair. There is comfortable seating for seven, for driving or living, in the four captain's chairs and rear gaucha. However, the most incredible feature of this model is its amazing 42" fold-out shower (B3) that doubles as a wardrobe; no valuable space is lost at all. "THE TOP LINER" is the choice for those who want everything in a fine motorhome.

# INFORMATION

## STANDARD CONVERSION FEATURES

- 1 Low fibreglass roof
- 2 Peekproof curtains
- 3 Four captain's chairs
- 4 Pivoting and removable 24" round table
- 5 Large stationary double bed
- 6 Spacious wardrobe
- 7 Cabinet over windshield
- 8 'Hide-A-Tenna' TV antenna and swiveling shelf
- 9 12V hooded exhaust fan over two burner LP gas stove
- 10 Automatic LP gas furnace (14,500 BTU)
- 11 42 L/11 US gal. LP gas tank
- 12 110V 'Sharp' microwave (.4 c.f.)
- 13 12/110V/LP gas 'Dometic' fridge (3.0 c.f.)
- 14 110/12V 30 amp. converter/charger
- 15 Auxiliary battery and isolator
- 16 Six 12V lights (2 fluorescent)
- 17 110V and city water connections
- 18 12V demand water system
- 19 45 L/12 US gal. fresh water tank
- 20 Privacy area with bifold doors
- 21 Toilet connected to 91 L/24 US gal. black water tank
- 22 45 L/12 US gal. grey water tank
- 23 Patented 'Dura-Drain™' sewer hose system
- 24 Integrated venting system

## STANDARD AUTOMOTIVE FEATURES

- 31 Dodge B250 maxivan chassis
- 32 Automatic transmission
- 33 Power steering and brakes
- 34 Cruise control
- 35 Anti-sway stabilizer bar
- 36 83 L/22 US gal. gasoline tank
- 37 5.2 L/318 CID 2 BBL V8 engine
- 38 P235/75R15 steel belted radials
- 39 Spare tire (stored inside)

## AUTOMOTIVE OPTIONS

See your dealer for details.

## COLOUR SELECTION

Exterior	Striping	Upholstery	Carpeting
White	orange/ brown	brown	earth tones
Ivory	orange/ brown	brown	earth tones
Silver	blue/ silver	grey	blue grey

## RECREATIONAL VEHICLE COMPLIANCES

CANADA: Only C.S.A. approved materials and equipment are used and may exceed required installation standards on may items.

USA: All units are R.V.I.A. approved and may exceed individual state safety codes.

Any front/centre/rear compartment combination (including upper bed) may be selected. For example: A1, A3, B2 and C3.

LOCATION	"THE POPULAR"	CODE	X
FRONT	Four swiveling and reclining captain's chairs with pivoting and removable round table	A1	
CENTRE	Galley with 12/110V/LP gas fridge, sink and 45 L/12 US gal. fresh water tank, fan over stove and privacy area with wardrobe and toilet	B1	
REAR	Large stationary double bed with storage below	C1	

## "THE VERSATILE"

FRONT	Two captain's chairs and two lounge seats convert to two single beds with pivoting round table	A2	
CENTRE	Same as B1 except 90 L/24 US gal. fresh water tank	B2	
REAR	Dinette converts to large double bed	C2	

## "THE TOP LINER"

FRONT	Upper double bed (must choose A1 or A2 also, replaces 7)	A3	
CENTRE	Same as B1 plus shower, constant flow LP gas hot water heater and 135 L/36 US gal. fresh water tank	B3	
REAR	Gaучо that converts to a double bed with three seat belts, cocktail table and two large bay windows	C3	

## CONVERSION OPTIONS

- |    |  |  |
|----|--|--|
| 41 | Rear storage (66" x 28" x 12")   |  |
| 42 | Clover leaf dining table (34" x 34" open/23" x 23" closed, replaces 4) |  |
| 43 | Over cab storage drawer (n/a with A3)                                  |  |
| 44 | 'Kohler' remote-start generator (2000W, n/a with C3)                   |  |
| 45 | 110V 'Ultrakool' built-in air conditioner (5400 BTU, n/a with A1)      |  |

## WARRANTY

All units are covered by a three part limited warranty:

- PART A: Automotive Warranty—**  
The current warranty offered by the Chrysler Corporation.
- PART B: Appliance Warranty—**  
The warranties offered on the individual appliances by their respective manufacturers.
- PART C: Home & Park Conversion Warranty—**  
A one year/20,000 km/12,000 mile limited warranty covering the manufacture of the conversion.

Ask your dealer for details.

## EXTERIOR DIMENSIONS

Overall length	5660 mm (18' 7")
Overall width	2030 mm (6' 8")
Overall height	2390 mm (7' 10")
Base weight	2270 kg (5000 lbs.)
Gross vehicle weight rating	2900 kg (6400 lbs.)

## INTERIOR DIMENSIONS

Standing height	(max.) 1830 mm (72")
Rear double bed:	
length	1880 mm (74")
width	1320 mm (52")
Upper double bed:	
length	1830 mm (72")
width	1220 mm (48")
Single bed:	
length (max.)	1780 mm (70")
width (max.)	660 mm (26")

Some units pictured with optional equipment. Certain options may require deletions of standard items in order to function properly. Specifications and design are subject to change without notice or obligation whatsoever. Home & Park Motorhomes shall not be held responsible for the delivery or non-delivery of any item herein.

The drawings, photographs, literature and technical information contained herein is the exclusive property of Hanmar Motor Corporation. The above may not be reproduced, used nor conveyed to others.

Original and exclusive exterior and interior design and contents may not be duplicated. Same protected by US Patent numbers 276,955; 4,133,347; 4,550,946; and Canadian Patent and Industrial Design numbers 1,200,262; 47,781; 50,414; other patents pending.

Authorized Dealer: