

AIRSTREAM

PANAMERICA

CARRY YOUR PASSIONS WITH YOU



Adventure, Inspired by Airstream

▼ PanAmerica offers generous work space



▼ Pull-out ramp for ease of loading




VALUE, STABILITY, DURABILITY...AND BETTER FUEL ECONOMY. THESE ARE WHAT SET US APART – AND HAVE FOR ALMOST 80 YEARS.

The Airstream PanAmerica beckons to the adventurer that longs to explore every mountain road and open highway – without leaving anything behind. That's because this latest innovation not only offers a fully equipped luxurious living space with European yacht-inspired design, but also incorporates a built-in garage to transport a wide range of recreational vehicles, gear, equipment and more!

Built by hand by American craftsman, few things in life have proven to be as durable as an Airstream travel trailer. In fact, nearly 70% of all Airstreams ever built are still in service. This remarkable longevity has resulted in Airstream's equally impressive resale value. With a fanatical attention to quality and functional design, Airstreams continue to consistently outperform other travel trailers. Designed with exceptional rigidity and a low center of gravity, they offer far better stability and driving safety than their boxy counterparts. What's more, the very shape and styling that set Airstream travel trailers apart also contributes up to a 20% advantage in towing efficiency. This is why the latest renditions of the classic design that moves "like a stream of air" remain so popular today... and ready for your next adventure.



▼ Adjustable tie-downs for securing cargo (optional)



▼ Bedroom features panoramic windows




◀ Garage offers ample space for two motorcycles or other recreational vehicles, with access to trailer living space through interior bulkhead door.

The PanAmerica garage interior features optional overhead lockers, storage cabinets, counters, floor track cargo system and tie-downs. ▶



▼ Spacious contemporary galley with access to garage



The PanAmerica invites you to travel in style and comfort – and carry your passions with you. This new 34-foot 2009 Airstream travel trailer features the ultimate built-in garage, complete with a durable aluminum interior skin and textured floor.

The rear 11 feet of the trailer can haul motorcycles, ATVs, or other action/adventure gear – up to 2,500 pounds worth. Or use the garage bay as a mobile office, a base for show dogs, or even an artist's studio. The PanAmerica's possibilities are limited only by your imagination and desire.

▼ Stylish and functional pull-out pantry



▲ 11' storage garage



▲ Lavatory with separate shower

A gull-wing exterior door with slide-out ramp is incorporated into the trailer's tail, and a pass-through door in the bulkhead with porthole window offers easy access to the living quarters. Equip your garage bay with the combination of storage lockers, cabinets, tabletop work areas and tie downs that fit your needs. And of course, electrical outlets and speakers linked to the trailer's crystal-clear sound system come standard.

But this Airstream offers more than high function and durability. Surrounding you with contemporary design throughout, the PanAmerica features flush cabinetry, flowing lines, and indirect lighting. And after a day of riding or kayaking, return to four star accommodations with a spacious bathroom, separate luxurious shower and a queen sized bed. Plus with stainless steel appliances and trim, leather appointments and a flush-mount flat screen television, this travel trailer makes a luxurious home away from home. So get out there – your adventure awaits!



TECHNICAL SPECIFICATIONS

STANDARD FEATURES

CHASSIS

11,500# GVWR
15" RADIAL TIRES W/ALUMINUM RIMS
SPARE TIRE W/BACKET
12" ELECTRIC DRUM BRAKES
3500# ELECTRIC HITCH JACK
STABILIZER JACKS W/PADS (MANUAL)
ALUMINUM STEP W/EXTENSION
STAINLESS STEEL A-FRAME PROTECTORS
ENTRY RAMP – PULL OUT 55" W x 64" L

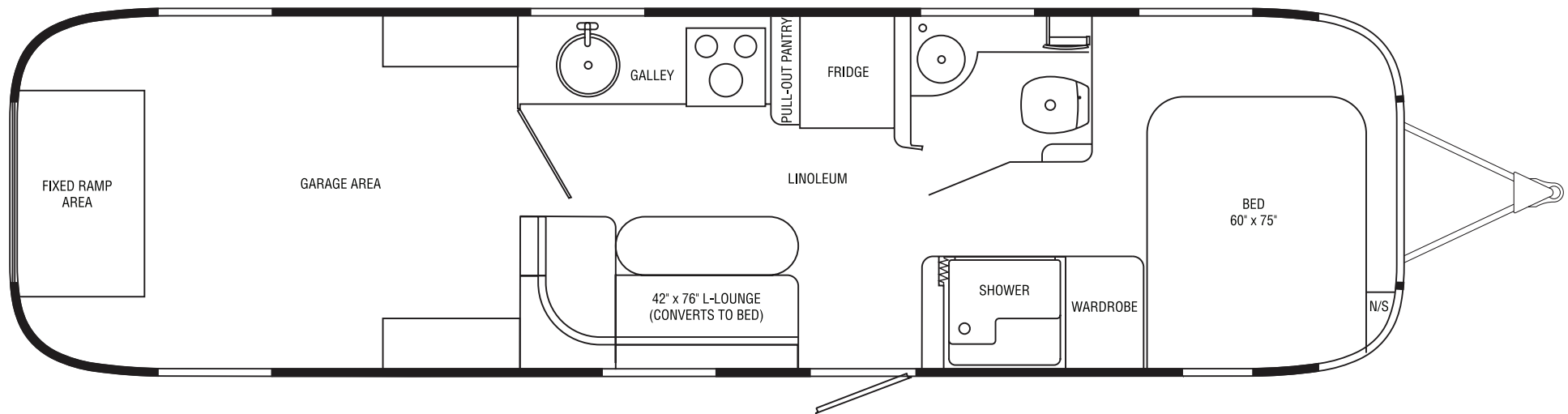
EXTERIOR

GRAB HANDLE (CAST ALUMINUM)
LPG BOTTLE COVER
UNDERBELLY – ENCLOSED & INSULATED
21' 4.5" CURBSIDE PATIO AWNING W/CENTER SUPPORT ARM
WRAP PROTECTORS – STAINLESS STEEL
SOLAR STONE GUARD (3-PC)
RS & CS REAR UNDERBELLY STORAGE COMPARTMENTS
LED BRAKE, TURN, CLEARANCE & MARKER LIGHTS
DIAMOND PLATE EXTERIOR STORAGE COMPARTMENT FLOOR

WINDOWS & DOORS

SKYLIGHT W/BLACKOUT SHADE (GALLEY AREA)
SKYLIGHT W/BLACKOUT SHADE (UTILITY AREA)
SCREEN DOOR GUARDS – UPPER & LOWER
S.P. SOLAR GREY FRONT PANORAMIC WINDOWS
KEYED DEADBOLT – ENTRY DOOR
VISTA VIEW WINDOW 30"
30" PORTAL WINDOWS (3)
REAR GULL-WING DOOR 52" x 64" W/2 30" PORTALS & RAMP LIGHT

PANAMERICA FLOORPLAN



Please visit www.airstream.com to see the full set of model specifications, floorplans, features, and options and to find your nearest Airstream dealer.

INTERIOR DÉCOR

FULL CLOSE-OUT DRAPES @ PANORAMIC WINDOWS
 GOLD ALCHEMY LAMINATES
 WOOD/STEEL DRAWERS
 INTERIOR ASSIST HANDLE
 VINYL FLOORING
 ALUMINUM INTERIOR SKIN

BATHROOM DÉCOR

TOWEL BAR & RING / TOILET PAPER HOLDER
 GLASS SHOWER DOOR
 HINGED BATH HALL DOOR & FOLDETTE PRIVACY DOOR
 FIBERGLASS SHOWER W/MOLDED SEAT
 SHOWER LIGHT
 ARTICULATING SWIVEL 2-SIDED MIRROR W/MAGNIFICATION
 STAINLESS STEEL ROUND LAVY SINK

UTILITY ROOM

94" W x 132" D UTILITY GARAGE AREA
 FLUORESCENT CEILING LIGHTS
 INTERIOR PASSAGE DOOR W/PORHOLE WINDOW
 SKYLIGHT W/BLACKOUT SHADE
 RUBBER COIN FLOORING
 PULL ROLLER SHADES

BEDROOM DÉCOR

60" x 75" BED W/FOAM MATTRESS, BEDSPREAD & PILLOWS
 FRONT OVERHEAD ROOFLOCKER
 LIFT-UP BED STORAGE W/REMOVABLE BINS
 CS WARDROBE / NIGHTSTAND

GALLEY DÉCOR

18" ROUND SS SINK W/COVER
 CHROME FAUCET W/PULLOUT
 "L" DINETTE W/HI-LO PEDESTAL TABLE (42" x 76" SLEEPING AREA)
 DECORATIVE LAMPS W/PERFORATED METAL SHADE (2)
 REFRIGERATOR INSERT PERFORATED METAL W/ACCENT PANEL
 PANTRY STORAGE

APPLIANCES

13,500 BTU AIR CONDITIONER W/HEAT PUMP & ELECTRONIC CONTROLS
 34,000 BTU FURNACE W/ELECTRONIC IGNITION
 COMFORT CONTROL CENTER (CCC)
 3-BURNER COOKTOP W/RECESSED COVER
 CONVECTION MICROWAVE
 BARALDI® RANGE HOOD – STAINLESS STEEL
 FANTASTIC ROOF VENTS IN BEDROOM & UTILITY ROOM
 BATH & SHOWER EXHAUST FAN (12 VOLT)
 7 CF 2-WAY AUTO REFRIGERATOR
 LPG, SMOKE & CARBON MONOXIDE DETECTORS
 6 GALLON LP/ELECTRIC WATER HEATER – XT SERIES – EQUIVALENT
 OUTPUT OF A 9 GALLON WATER HEATER
 PROBELESS TANK MONITORING SYSTEM W/DISPLAY PANEL

ENTERTAINMENT & SOUND

AM/FM/CD PLAYER W/DETACHABLE FACE & REMOTE CONTROL
 CABLE TV, ANTENNA & TELEPHONE HOOKUPS

SPECIFICATIONS

UBW 7225# / NCC 4275#
 1260# HITCH WEIGHT (W/O OPTIONS & VARIABLE WEIGHT)
 34' 7" ACTUAL LENGTH / 8' 5.5" EXTERIOR WIDTH
 EXTERIOR HEIGHT W/AIR: 9' 7.5"
 INTERIOR HEIGHT W/AIR: 6' 5"
 19.75" HITCH BALL HEIGHT
 SLEEPING CAPACITY: 3 – 4
 SHOWER HEAD W/SHUT OFF
 WATER HEATER BY-PASS KIT
 LOCKABLE WATER FILL
 WATER PUMP HIGH VOLUME 4 GPM
 WATER PRESSURE REGULATOR
 54 GALLON WATER TANK W/DRAIN VALVE
 39 GALLON BLACK WATER TANK W/FLUSH
 SEWER HOSE STORAGE
 37 GALLON GRAY WATER TANK
 HEATED TANKS – DUCTED
 EXTERIOR HOT & COLD SPRAY STATION

ELECTRICAL

DEEP CYCLE BATTERIES (2)
 7-WAY TRAILER PLUG W/JUNCTION BOX
 30 AMP SERVICE W/DETACHABLE SHORE CORD
 110 VOLT 30 AMP / 12 VOLT POWER CENTER W/55 AMP CONVERTER
 GROUND FAULT PROTECTION FOR GALLEY, BATH & EXTERIOR OUTLETS
 EXTERIOR LIGHTING PACKAGE
 ELECTRONIC BATTERY DISCONNECT

PANAMERICA OPTIONAL EQUIPMENT

WINDOW AWNING PACKAGE
 TV SHELF IN BEDROOM
 15,000 A/C, W/HEAT PUMP & ELECTRONIC CONTROLS
 OVEN – SILVER (IN LIEU OF CONVECTION MICROWAVE)
 AUDIO UPGRADE PACKAGE
 AUDIO/VIDEO UPGRADE PACKAGE
 600 WATT INVERTER
 SIRIUS OR XM SATELLITE RADIO
 WIRELESS EXTERNAL SPEAKER PACKAGE
 REMOTE GENERATOR READY – 30 AMP
 SOLAR CHARGING SYSTEM

PANAMERICA OPTIONAL EQUIPMENT FOR UTILITY ROOM

OVERHEAD LOCKER RS/CS W/HANGING STORAGE FEATURE
 UTILITY/GARAGE STORAGE RS/CS
 FLOOR TRACK CARGO SYSTEM (2 TRACKS)
 4 ADJUSTABLE CARGO TIE DOWNS

SPECIFICATIONS SUBJECT TO CHANGE.

AIRSTREAM

TRAVEL TRAILERS

TO THE RESTLESS SPIRIT

The Airstream Travel Trailer beckons to those driven by an insatiable desire to see more, to do more, to live more. It calls to those who understand the allure of the open road, and the discovery of what lies beyond the next bend. And it appeals to those who value independence and inspired design, and to those who recognize the quality and craftsmanship that have allowed one brand to stand the toughest test of all – time.

Adventure, Inspired by Airstream

Airstream, Inc.
419 West Pike Street
P.O. Box 629
Jackson Center, OH
45334 USA
937-596-6111
www.airstream.com

THOR
INDUSTRIES, INC.

All content and images © Airstream 2008

PanAmerica 5k 10/08



Product information, specifications, and photography in this brochure were as accurate as possible at time of printing. Photographs may contain some features that are optional on your vehicle. Since we continually strive to improve our products, actual products may differ. Prices and specifications are subject to change without notice. All capacities are approximate and dimensions are nominal. Some features or options may be different or unavailable in Canada.

Vehicle Loading – Every effort has been made to provide the greatest number of options for the recreation vehicle owner. Along with these choices comes the responsibility to manage the loads that are imposed by the choices so that they remain within the manufacturer's specified chassis weight limits. Do not overload the recreation vehicle.

Dry Weights – Based on standard features; optional equipment not included. Net carrying capacity (NCC) determined by subtracting unloaded vehicle weight (UVW) from gross vehicle weight (GVWR) and includes fluids, options, and cargo. Liquid capacities and weights are approximations only.

Warning – This information is intended as a guide only. Weights of individual vehicles may vary. Consult your owner's manual for complete loading, weighing, and towing instructions.