

ROAD WARRIOR

BY HEARTLAND



CHAMPION OF THE ROAD...



SPACIOUS, LUXURIOUS INTERIORS

ROAD WARRIOR Multi Lifestyle Vehicles by Heartland offer five unique floorplans, each providing the ultimate in interior spaciousness. Amish-crafted all-hardwood Glazed Chestnut Maple cabinet doors with rich, residential counter tops for a truly luxurious look and feel. The stunning molded slide fascias combined with elegant furnishings including hard sided window valances, night shades and built-in entertainment centers to provide a residential touch rarely found in the toy hauler market.



Model 405



REMOVABLE DINETTE TABLE

ROAD WARRIOR's flexible unique air-bed dinette sofa provides a great place to lounge and watch television, or entertain guests with the nice-sized removable table that stores neatly in the garage when you desire open floor space or want to convert the air-bed couch into additional sleeping accommodations.



**HIGH-END FIFTH
WHEEL LUXURY**

While other toy hauler manufacturers have limited many of their interior designs to reflect a purely "racing" lifestyle - ROAD WARRIOR has listened to what customers are looking for and is excited to offer the best of both worlds - a coach that may say "Racer" on the outside, but features truly elegant residential form and multi lifestyle function on the inside!



Model 405



Model 405

There is just more room in a ROAD WARRIOR. The kids' own space, extra sleeping accommodations or storage for bulky items is provided by a built-in loft area with ladder.

The optional HITCH COVER provides not only a great look - but improved aerodynamics.





Model 395

SPACIOUS, LUXURIOUS INTERIORS

ROAD WARRIOR toy haulers by Heartland offer Amish-crafted all-hardwood Glazed Chestnut Maple cabinet doors with rich, residential counter tops for a truly luxurious look and feel. The stunning molded slide fascias combined with elegant furnishings including hard sided window valances, night shades and built-in entertainment centers to provide a residential touch rarely found in the toy hauler market.



RESIDENTIAL AMENITIES

Choose ROAD WARRIOR for true residential features such as these spacious counter tops and abundant cabinets for storage, deep sink with high-rise faucet, Half Time™ convection/microwave oven with glass cooktop and high output burners.



HALF TIME™ OVEN

Popular in many of today's motorhomes, ROAD WARRIOR's combination range top/convection microwave oven is easily operated by a single set of controls. Featuring three high-output 9,000 BTU burners, and a convection oven that can bake, this great design allows for additional overhead storage opportunities!



ROAD WARRIOR is one of the few toy haulers on the market to feature full-extension, steel ball-bearing drawer guides for maximum storage space, strength and ease of use. Don't settle for less - choose ROAD WARRIOR as the best overall value for your money!



Model 395

LUXURIOUS DECORS: Choose from four elegant decors featuring durable fabrics on the furnishings and window coverings.



SAND DUNE



MIDNIGHT



AUBURN HILL



KONA



Model 365



Model 365

RESIDENTIAL STAIRS

The ROAD WARRIOR model 365 offers these truly residential stairs in order to get up and down from the loft - much easier and safer for children!



Model 365

LUXURY FIFTH WHEEL LIVING

Heartland listens to what customers are asking for and we are excited to offer our toy hauler customers truly residential designs, including this island kitchen floorplan. Providing unmatched counter top space, this stunning kitchen features an abundance of base cabinet and overhead storage, a deep sink with high-arch faucet, and a full array of appliance all within arms reach - making this kitchen a cook's dream! When meal time is done, kick back in this relaxing living room with full entertainment center.





**BEAUTIFUL
RESIDENTIAL INTERIORS**

This stunning ROAD WARRIOR interior provides the perfect blend of luxury, functionality and flare. Warm Chestnut Maple cabinets provide an abundance of base cabinet and overhead storage, and is complimented with ample counter top and table top space. The storage and style provided in ROAD WARRIOR is rarely seen in toy haulers in this price range.



Model 305



Model 305
TV in Garage Not Included

ROOM WITH A VIEW

With our new residential garage, why close off the garage? Our sliding glass patio door option allows you to sit back and admire your toys from the comfort of the living area or enjoy the garage living space without being boxed in a sterile garage environment. Drop the ramp gate, pull down the screen door and transform the garage into an enclosed screen room.





Model 405



ROOMY SLIDE-OUT BEDROOMS

Many ROAD WARRIOR floorplans feature a roomy 60" x 80" queen bed slide-out for maximum comfort and spaciousness. As with most luxury fifth wheels, the ROAD WARRIOR features two windows in the slide room for maximum cross ventilation, a full-width wardrobe with built-in storage shelves, washer dryer prep (NA 385) and two reading lights with a convenient wall switch.



SPACIOUS SIDE-AISLE BATHROOM

Choose the ROAD WARRIOR fifth wheel for a roomy spacious side-aisle bath design featuring built-in large lav base with mirrored medicine cabinet; and residential, one-piece fiberglass shower with glass door enclosure.



Model 305



LARGE, USABLE WARDROBE AND DRESSER SPACE

You'll love the ROAD WARRIOR's full-width front wardrobe with built-in storage that goes into the front cap area, a large six-drawer dresser with full extension ball bearing drawer guides.



Model 395

STRONG, DURABLE RESIDENTIAL CARGO GARAGE AREAS

Choose ROAD WARRIOR for one of the strongest, most durable cargo areas found in a toy hauler. Featuring a thick 1" plywood floor decking secured to a steel truss supported floor, the ROAD WARRIOR garage is rated to hold 2,500 lbs.! You will appreciate the fact that ROAD WARRIOR's fuel fill does not infringe on the interior of the garage area, leaving our owners with an unobstructed garage floor from wall to wall for their toys.



Model 395

RESIDENTIAL LOOKS AND SMART DESIGN

Each ROAD WARRIOR toy hauler features additional living space when the toys are outside. Our garage is finished off with the same residential decor treatments as the living area making the garage look and feel less like a garage and more like an extension of the living area. By adding a half bath in model 395 this smart design offers an alternative to walking through the entire coach and messing up the floors with dirty feet.

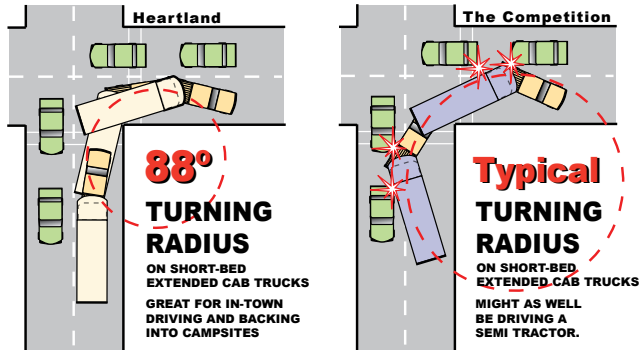


Model 305

Optional Beaver-tail Storage Boxes
TV in Garage Not Included

SUPERIOR CONSTRUCTION AND DESIGN TRANSLATE INTO A SUPERIOR VALUE!

**ACHIEVE AN 88° TURN!
IN A SHORT-BED, EXTENDED CAB TRUCK
ONLY IN A HEARTLAND!**



PATENT PENDING!

DON'T ACCEPT ANY IMITATIONS - IF YOU CAN'T TURN 88° IT'S NOT A HEARTLAND!

ZERO° TESTED!

Heartland 5th wheel Construction has been subjected to rigid testing in the famous DOMETIC™ extreme temperature testing chamber where it passed with flying colors! The chamber is set to 0° to test the unit's heating efficiency, followed by being set at 100° to test its cooling efficiency. With our thick 2" laminated walls; enclosed and heated underbelly; and insulated floor - the interior of the Heartland coach remained warm and comfy during the sub-freezing test and nice and cool during the heat test!



For more details, visit our web site:
www.HEARTLANDRVs.com

HEARTLAND

2" THICK SIDEWALLS!

Lightweight ALUMINUM

Just an 1/8" thick foam cup protects your hand from scalding hot coffee... imagine what nearly 2" of block foam does for your Laminated Heartland Sidewall!

Double Welded, Fully Laminated Sidewall Construction



Yet another ROAD WARRIOR smart design - the air-mattress hide-a-bed sofa offers the ultimate in comfort, as well as a deep drawer that is perfect for storing throw blankets and other items.



UNDER-FRAME, PULL-OUT STORAGE BINS
100 lb capacity, outdoor storage compartments made of heavy duty easy to clean plastic are perfect for storing your messy outdoor gear you don't want indoors. They can double as outdoor ice chests to cool beverages on a hot day.

GREAT FEATURES MAKE THE ROAD WARRIOR A GREAT COACH!

- A) Convenient garage half-bath. (Model 395)
- B) Standard washer / dryer prep - In Bedroom Wardrobe (NA 385)
- C) Optional rear convertible sofa/beds.
- D) Optional Recessed Beaver Tail Storage Boxes
- E) Standard Under-frame Pull-out Storage Bins
- F) Optional Glass Patio Slider Door

OPTIONAL PATIO SLIDER DOOR with VERTICAL PRIVACY BLINDS

Achieve the ultimate in open concept living with our optional sliding glass patio door separating the garage from the living quarters. When your set up at camp and the toys are outside why not expand the living area to the garage. The tailgate ramp door can also be opened and an optional rear pull down screen can turn your garage into an enclosed screen room.



ANOTHER HEARTLAND INNOVATION - UNIVERSAL DOCKING CENTER
ROAD WARRIOR features Heartland's famous UDC where all of the coaches system hook-ups have been engineered into one easy-to-access, lighted and concealed compartment.



BUILT-IN DIAMOND PLATE TOOLBOX
Convenient location and sturdy construction keep your tools close at hand, organized and protected.

UNINHIBITED PASS-THRU EXTERIOR STORAGE
Choose ROAD WARRIOR for superior industry leading engineering which results in larger, cleaner pass-through storage possibilities.



BUILT-IN D-RING TIE-DOWNS
Protect your gear with these handy tie-downs.



30 GALLONS of FUEL on the GO
ROAD WARRIOR owners Enjoy Safely Transporting Fuel in a Fuel Cell rather than having several 5 gallon fuel cans that take up floor space and can spill if not secured properly. A convenient filling hose and valve handle like you would find at the gas station for filling your toys and the Static Line (*Metallic cable and clip that connects the toy and trailer together*) that reduces the risk of static electricity sparks that are known to cause explosions!



LED TAILLIGHTS, HITCH-UP and MARKER LIGHTS -- You will spend less time fixing burned out bulbs with these Longer lasting, Brighter and very stylish LED lights that keep you seen on the road and assist you during hitch-up and maneuvering.





BUILT-IN MARINE GRADE OUTDOOR SPEAKERS
 ROAD WARRIOR owners can enjoy listening to their favorite CDs, catch up on the news, or listen to the big game on these powerful outdoor speakers, conveniently located patio side and easily controlled by the entertainment center receiver.



RADIUS ENTRY STEPS: Provide a safe entry into your ROAD WARRIOR. The radius front edge virtually eliminates the sharp corners of traditional steps and gives you more step tread for added safety entering and exiting your ROAD WARRIOR.



50 Amp MARINE GRADE SERVICE
 Enjoy a more sophisticated method of powering your coach with less hassle, easy to store detachable cord, increased power and no opening in the sidewall to let in unwanted bugs or moisture - 50 Amp Service is both a Convenience and a Value that our Customers Deserve!



OPTIONAL BLUE WARRIOR EXTERIOR GRAPHICS PACKAGE



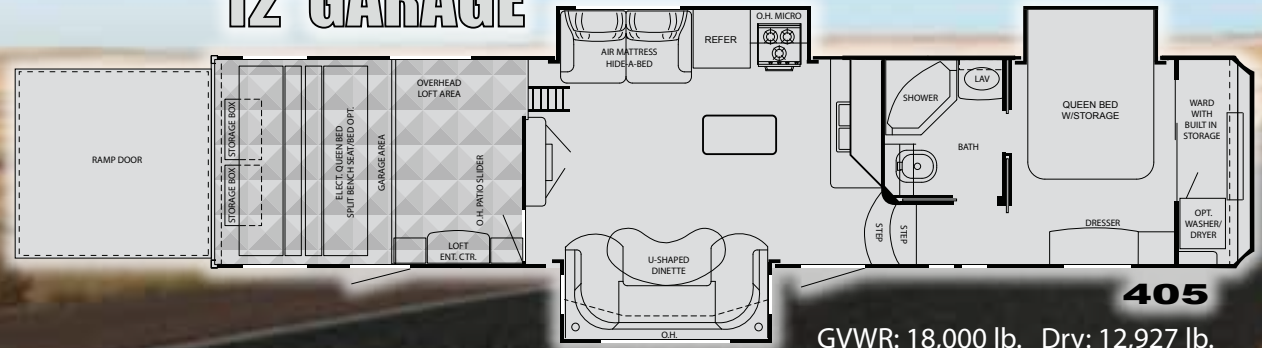
Heartland's optional ToyLok is perfect for quickly and easily securing bikes, grills, furniture and anything else that needs to be secured when you leave your site unattended.



OPTIONAL ELECTRIC REAR STABILIZER JACKS - ONE TOUCH ACTIVATION.
 Your time and energy are valuable, especially on vacation! Don't waste time with awkward crank handles to crank down some antiquated jack system. Choose ROAD WARRIOR for the ease of Electric Rear Jacks!



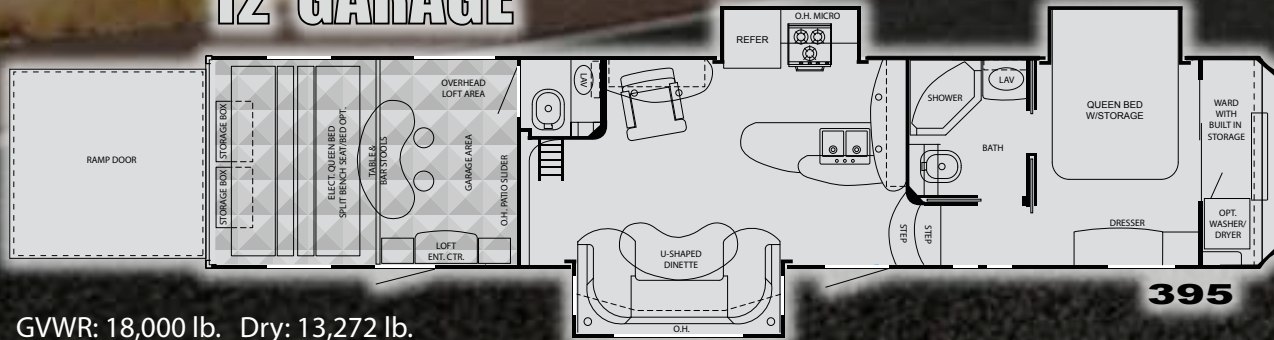
12' GARAGE



405

GVWR: 18,000 lb. Dry: 12,927 lb.
Hitch: 2,981 lb. Length: 40'-10"

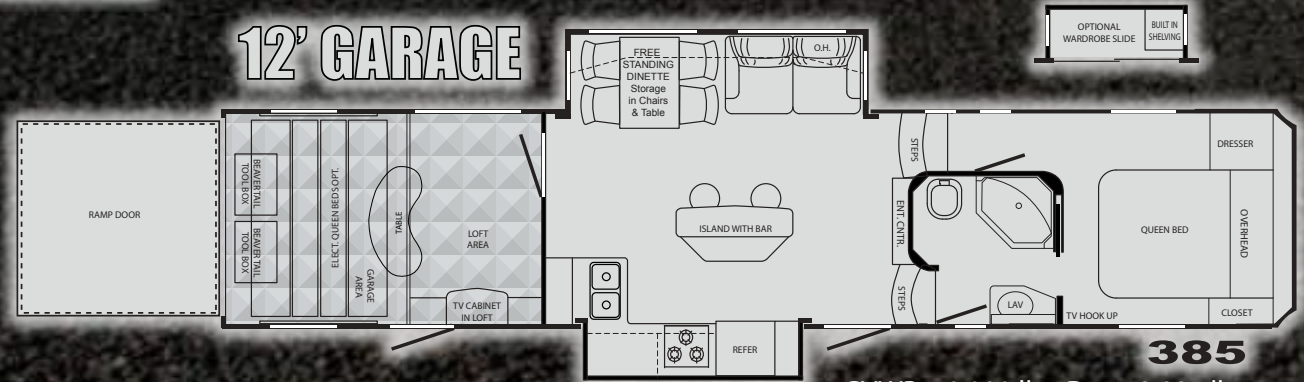
12' GARAGE



395

GVWR: 18,000 lb. Dry: 13,272 lb.
Hitch: 3,191 lb. Length: 41'-2"

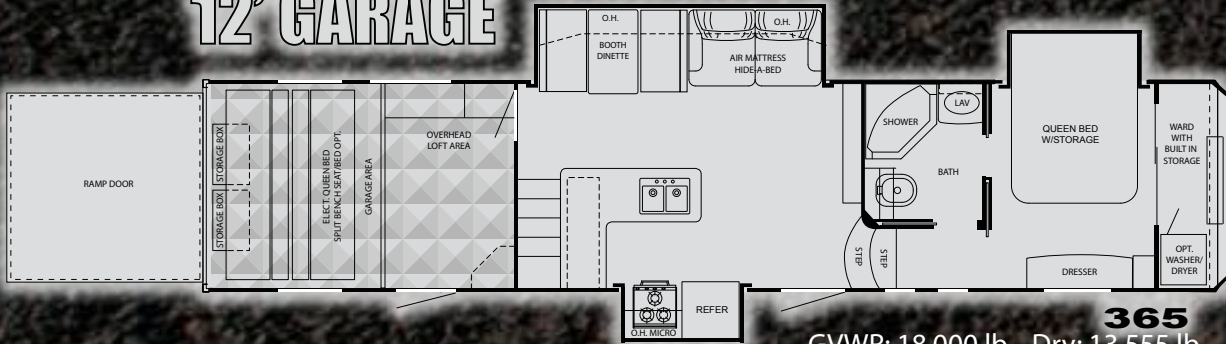
12' GARAGE



385

GVWR: 18,000 lb. Dry: 12,825 lb.
Hitch: 3,050 lb. Length: 40'-7"

12' GARAGE



365

GVWR: 18,000 lb. Dry: 13,555 lb.
Hitch: 2,982 lb. Length: 40'-1"



STANDARDS & OPTIONS

EXTERIOR

- 12" I-Beam Powder Coated Steel Frame (10" I-Beam 305RW)
- 16" Tires Load E Range With Aluminum Rims
- Tinted Safety Glass Windows (black framed)
- Fiberglass Front Cap w/ 88 Degree Turning Radius
- Electric Front Landing Jacks w/ Manual Override
- Detachable Ladder
- Manual Awning
- 15k BTU AC With Quick Cool Vents
- 50 amp service With Detachable Cord
- Enclosed and Heated Under Belly
- Scare Lights 1 front DS / 1 rear ODS
- Flood Lights Rear
- Exterior Shower w/Hot & Cold High Pressure Nozzle
- Gen Prep w/Fuel Station & Timer
- Under Frame Storage Boxes (100 lb. Capacity Each) With Spare Tire & Mount
- Universal Docking Center (All System Hook-Ups Located In One, Convenient, Concealed Compartment)
- Radius, 1" Thick Baggage Doors
- Hydraulic Slide-Outs
- One-Piece Walk-On EPDM Roof
- Welded Tubular Aluminum Construction
- Stunning Exterior Graphics
- Triple 6,000 lb. Axles w/Adjustable Shackle (305RW - Two 7,000 lb. Axles)
- E-Z Lube Hubs
- Large, Unobstructed Pass-Through Storage With Cargo Tie Downs
- Built-In Diamond Plate Tool Box
- Easy Grip Triple Entry Steps
- Entry Assist Handle
- 30 Gallon Fuel Station With Static Line
- 75 Amp Power Converter
- Hi-Flow Water Pump
- Rain Gutters w/Spouts
- Wide Body Design
- Huge 94" Wide Door Opening
- Enclosed Gooseneck
- Dual 30 lb. LP Tanks

INTERIOR

- All Hardware Oiled Bronze including shower door
- Chestnut Maple Cabinetry w/ Glazed Doors
- Residential Counter tops
- Half Time Convection/Microwave
- Sealed Burner Cook Top With Digital Controls
- 8 cu. Ft. Refer
- Full Length Ball Bearing Drawer Glides
- Four Décors - Auburn Hill, Sand Dune, Kona, Midnight
- 12 gal Gas/Electric DSI Water Heater
- Power Vent - Kitchen, Bedroom, Bathroom, Loft, Cargo Area
- Night Shades
- Mini Blinds Cargo Area
- Counter Top Extension (305RW)
- Chestnut Maple Head Board
- Residential style linoleum laid on a diagonal
- High end residential carpet
- Dinette table with pedestal mounts
- Large Pantry (most models)
- Large Cabinet Storage
- Cable TV/Satellite Hook-Ups in Living Room Bedroom, Loft & Garage
- Custom Control Panel
- Multi-Zone Entertainment System
 - JENSEN™ JenX Amp; JenX Ceiling Speakers; JenX Marine Grade Exterior Speakers; JenX Sub-Woofer; DVD Player with Front A/V Jacks; MP3; MP4; iPod Station; Bass Control; Rear A/V Input;
- 32" Flat Screen TV with Swing Arm (all models)
- Air Vent in Loft
- Reading Lights in Loft
- Deluxe Hide-a-Bed Sofa w/Inflatable Air Mattress (most models)

A/V EQUIPMENT

- 32" LCD Flat Screen TV
- 12v AM/FM Stereo w/CD/DVD/MP3
- Amplifier
- Sub Woofer
- 4 Ceiling Speakers
- 2 Exterior speakers

BATH & BED

- Single Level Master Suite
- Residential Neo-Angle Shower With Glass Enclosure
- Separate Commode Room
- Foot Flush Porcelain Commode
- Heat and A/C Vents in Main Bathroom
- Full 60 X 80 Queen Bed
- Bedroom TV Hookup with Booster
- Huge Front Wardrobe
- Recessed Front Cap Storage in Wardrobe
- Large Vanity Drawers
- Skylight Over Shower
- Power Bath Vent
- Washer Dryer Prep in Front Wardrobe (N/A 385RW)

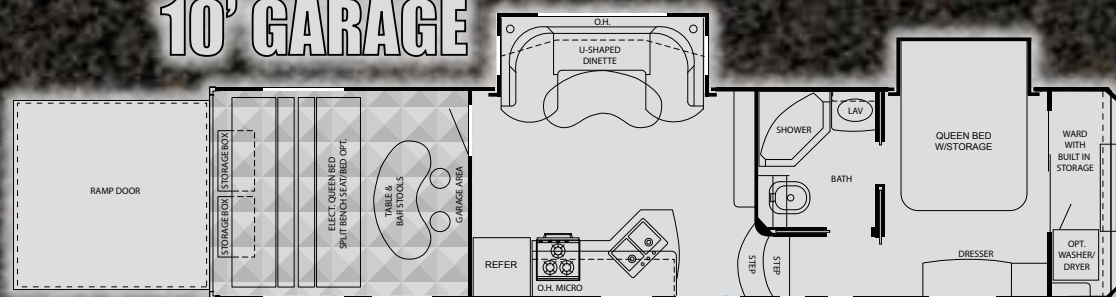
GARAGE AREA

- 1" Thick Plywood Garage Floor
- Steel D-Ring Tie Downs
- 3000 lb. Rated Ultra-Light Ramp Door (No Cables)
- 10' and 12' Garage Layouts
- Overhead Storage in Garage (N/A w/Elect. Beds)
- Gen. Prep w/Fuel Station, Timer, and Static Line
- Large 8' Garage Ramp Door (305RW - 7' Garage Door Ramp)
- Fantastic Fan With Thermostat
- D-rings Cargo Area & Exterior Basement Storage Floor
- 2,500 lb. Garage Storage Rating

Options

- Warrior Graphics Package (Blue and Silver Graphics)
- Onan Generator (5.5 KW)
- Onan Generator (5.5 KW Carb Certified)
- Power Electric Awning
- Patio Slider Door (Most floor plans)
- Toy Lock
- ABS Hitch Cover
- Central Vacuum
- Fantastic Fan w/Rain Sensor in Kitchen
- Pull Down Rear Screen
- Rear Electric Queen Bed w/ Rear Convertible Sofa
- Two recessed beaver tail storage lids
- Electric Rear Jacks

10' GARAGE



305

GVWR: 14,000 lb. Dry: 11,525 lb.
Hitch: 2,533 lb. Length: 36'-0"



Heartland Recreational Vehicles
1001 All-Pro Drive • Elkhart, IN 46514 • 574-262-5992

Community. Convenience. Close-to-home.

Where you purchase your recreational vehicle is ultimately your decision but Heartland urges you to consider buying at your local dealer. Dealers are part of your community, providing jobs and contributing to your local economy. These dealers are under obligation to provide warranty service for products they sell, but are not legally required to service products purchased from other dealers. At some point, you may need to return to the dealer you buy from - why not stay close to home? After all, home is where your Heartland is!

BENEFITS OF PURCHASING YOUR RV LOCALLY:

- You enjoy valuable relationship building with Dealer Representatives, close to your home, who will explain the features and benefits of the product.
- You receive a full product orientation prior to delivery, which includes hands-on directions for many of the coach's systems and functions. You are also introduced to the Dealership's Service/Parts/Warranty personnel who are at the ready to help you with any issues you may encounter, now and in the future.
- You enjoy customer PRIORITY. Dealerships generally service their purchasing customers first - others may experience long delays and miss opportunities to use their RV. What is it worth for you to have a dealership's full attention and motivation to satisfy you when you need service - in a timely manner?
- Valuable TAX dollars and jobs stay in YOUR community which pays for your roads, schools, police and fire departments.

DON'T UNDERESTIMATE CUSTOMER SERVICE AND PERSONAL CARE!

For Canadian Residents: If you purchase an RV out-of-country, there are additional fees, taxes and inspections that must be met before bringing your product home. Your local Canadian dealers are experts in these provisions.

Your Authorized Heartland Dealer:

www.HEARTLANDRVS.com

Experience:
Product Walk-Through Videos
Side By Side Comparisons
Feature Videos • Photo Galleries
Virtual 360° Tours
Detailed Floor Plans
News • Testimonials
Customer Service
Service Locator
Owners Club • More
at our Informative Web Site

VENDOR 800#	
CALL DIRECT FOR DIRECT RESULTS!	
TOLL FREE & WARRANTY PHONE NUMBERS:	
LIPPERT	1.866.524.7921
DOMETIC	1.800.544.4881
NORCO	1.800.347.2232
SHUR-FLOW	1.800.854.3218
THEFORD	1.800.543.1219
KIB	1.800.250.7051
TREDIT TIRE	1.800.537.2925
A.S.A.	1.800.688.3135
PROGRESSIVE	1.269.781.4241
CHENG	1.877.294.8997
ATWOOD	1.866.868.3118
SUBURBAN	1.423.775.2131
SWAN	1.800.228.7926
B & B	1.574.259.7838

Call Direct, Fast Results! 800# LABEL IN EVERY HEARTLAND

We provide a convenient sticker in each coach listing the warranty phone numbers of our most common vendor partners so that if you choose to, you may work directly with them to more quickly resolve issues or obtain replacement items.



HEARTLAND CUSTOMER SERVICE WE'VE GOT YOUR BACK!

Over 40 men and women located in a dedicated facility servicing our customers every day. With a dealer network of over 400 locations across the U.S. and Canada, you're never far from an authorized Heartland dealer.

Product information is as accurate as possible as of the date of publication of this brochure. Due to Heartland's commitment to continuous product improvement - floorplans, materials, components, features, specifications, options, etc. are subject to change without notice or obligation to Heartland Recreational Vehicles. 2010 model year ROAD WARRIOR specifications apply to coaches with VIN numbers ending with 205216 and higher.

Tow Vehicle Caution: Owners of Heartland recreational vehicles are solely responsible for the selection and proper use of tow vehicles. All customers should consult with a motor vehicle manufacturer or their dealer concerning the purchase and use of suitable tow vehicles for Heartland products. Heartland disclaims any liability or damages suffered as a result of the selection, operation, use or misuse of a tow vehicle. Heartland's limited warranty does not cover damage to the recreational vehicle or the tow vehicle as a result of the selection of the tow vehicle.

See your nearest Heartland dealer to review a current model. 10,000 LITHO 4/09