

H&H Industrial Line Flatbed Trailer

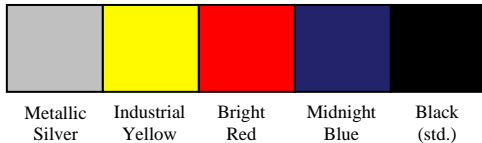
Build your own! Simply take any standard trailer found on page 10 and add on \$188.00 for the additional 2 foot dovetail and \$273.00 for a pair of our incomparable 3"x5' flip-down, lay-down skid loader ramps! That's what we've figured for you below!

Complete!



3"x5' Heavy Duty Skid Loader Ramps & Dovetail INCLUDED!

Available Colors



All options on pages 16-20!



Model	Description	MSRP
8.5HD12 +DOVE 14'	8.5x12 unit with 2' Steel Dovetail and 3"x5' flip down skid loader ramps with dock legs	\$2,775.00
8.5HD14 +DOVE 16'	8.5x14 unit with 2' Steel Dovetail and 3"x5' flip down skid loader ramps with dock legs	\$2,888.00
8.5HD16 +DOVE 18'	8.5x16 unit with 2' Steel Dovetail and 3"x5' flip down skid loader ramps with dock legs	\$3,000.00
8.5HD18 +DOVE 20'	8.5x18 unit with 2' Steel Dovetail and 3"x5' flip down skid loader ramps with dock legs	\$3,107.00
8.5HD20 +DOVE 22'	8.5x20 unit with 2' Steel Dovetail and 3"x5' flip down skid loader ramps with dock legs	\$3,386.00
8.5HD22 +DOVE 24'	8.5x12 unit with 2' Steel Dovetail and 3"x5' flip down skid loader ramps with dock legs	\$3,557.00
8.5HD24 +DOVE 26'	8.5x24 unit with 2' Steel Dovetail and 3"x5' flip down skid loader ramps with dock legs	\$3,723.00
8.5HD26 +DOVE 28'	8.5x26 unit with 2' Steel Dovetail and 3"x5' flip down skid loader ramps with dock legs	\$3,894.00

Popular Upgrade Options!	MSRP	Description
Braking System Upgrade Package.....	\$220.00.....	2 nd brake axle and break-away system.
7000lb Dropleg Jack.....	\$85.00.....	Optional with standard 7000lb GVWR in set back position.
12000lb Dropleg Jack.....	\$100.00.....	Standard with heavier suspension packages!
LED Lighting upgrade.....	\$149.00.....	Converts lighting package to LED light system.
Gooseneck Hitch	\$855.00.....	Converts trailer to a gooseneck and includes... 8" channel steel gooseneck welded to main chassis of trailer. Adjustable height gooseneck ball mount coupler. 12000lb rated dropleg jack with sidewind handle mounted. Proper gooseneck safety chains mounted.

All units come with our exclusive 3"x5' skid loader ramps, 2' additional length of 5° all steel dovetail with diamond plate steel top, 1 electric brake axle, 7000lb GVWR, ST205-15 C rated tires on white wheels, 5000lb rated jack set back in tongue for more clearance, and full DOT compliant lighting.

H&H HDL Hi-Deck[®] Series Trailer



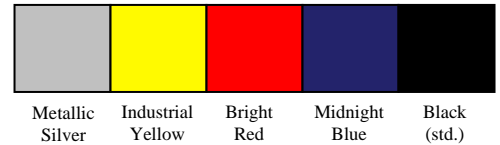
Standard Features

- 6" deep C-channel steel tongue extended above the suspension.
- Provides deck height over the tires with unmatched strength.
- 5" channel steel main frame with 3" channel steel crossmembers.
- 5" channel steel rub rails with stake pockets take more abuse than flat steel rub rails!
- 2⁵/₁₆" adjustable height coupler – 20000lb rating.
- Two 3500lb axles with 1 electric brake axle and equalized leaf spring suspension.
- 7000lb dropleg jack in set-back position for more tailgate clearance.
- **Treated #1 grade 2x8 wood floor with a Supplier's lifetime limited warranty against rot.**
- ST205-15 C rated tires on 6-bolt white wheels.
- Extra thick 10-gauge formed stake pockets on 24" spacing.
- Durable hard rubber H&H mud flaps.
- **10-year limited warranty on frame, tongue, and crossmembers.**

Model	Description	MSRP
HDL16 HI FLATBED	HDF Hi-Deck [®] 102"x16' Flatbed Straight	\$3,297.00
HDL18 HI FLATBED	HDF Hi-Deck [®] 102"x18' Flatbed Straight	\$3,478.00
HDL20 HI FLATBED	HDF Hi-Deck [®] 102"x20' Flatbed Straight	\$3,659.00
HDL22 HI FLATBED	HDF Hi-Deck [®] 102"x22' Flatbed Straight	\$3,840.00
HDL24 HI FLATBED	HDF Hi-Deck [®] 102"x24' Flatbed Straight	\$4,021.00



Available Colors



Upgrade Options

Upgrade Options	MSRP
Braking System Upgrade Package	\$220.00
<i>Includes 2nd brake axle and break-away kit</i>	
Upgrade to Sealed Beam lighting	\$85.00
Upgrade to Full LED lighting	\$149.00
D-Rings (each)	\$30.00
4' Fixed all steel Dovetail	\$509.00
5' length 2" ramps with carrier	\$222.00
6' length 2" ramps with carrier	\$257.00
5' Heavy Service 3" ramps with carrier	\$286.00
6' Heavy Service 3" ramps with carrier	\$315.00
Gooseneck Hitch	\$855.00
10000lb GVWR package	\$995.00
12000lb GVWR package	\$1,395.00
Headache Rack Upgrade	\$75.00

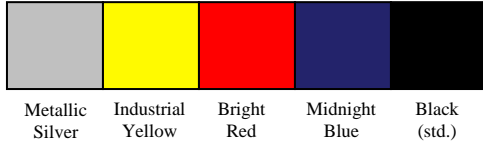


**NO Fenders
for easy to
load access!**

H&H GTH Gravity Tiltbed Hi-Deck[®] Series Trailer



Available Colors



Standard Features

- I-beam frame and tongue:
 - 12" wide flange 14lb/ft I-beam – 14K models.
 - 12" wide flange 19lb/ft I-beam – 20K and 24K models.
 - 12" wide flange 26lb/ft I-beam – 30K models.
- Channel steel crossmembers on 16" centers:
 - 3" – 14K, 20K, and 24K models.
 - 4" – 30K models.
- 4" Channel steel front bumper with end caps to keep it strong and simple.
- Channel steel rub rails with stake pockets on 24" centers take more abuse than flat steel rub rails:
 - 8" channel – 14K models.
 - 10" 15.3lb channel – 20K models.
 - 10" 20.7lb channel – 24K models.
 - 12" channel – 30K models.
- 15K rated adjustable height 2 5/16" coupler on 14K models. Adjustable height pintle ring hitch on 20K, 24K, and 30K models.
- 12K spring-loaded dropleg jack.
- Hydraulic cushion load cyclinder – gravity operated.
- **Treated #1 grade 2x8 wood floor with a Supplier's lifetime limited warranty against rot.**
- Floor mounted D-rings at each corner – 15K per ring!
- Tandem slipper sprung axles with 4-wheel electric brakes, break-away safety kit and battery.
- ST235/80R16 E radials on 16" white wheels – 14K, 20K, and 24K models.
ST215/75R-17.5 radials on 17.5" white wheels – 30K models.
- Durable hard rubber H&H mud flaps.
- **10-year limited warranty on frame, tongue, and crossmembers.**

20ft Models	Description	Capacity	MSRP	Gooseneck Option
GTH20 14K.....	GT-H Hi-Deck [®] 102"x20' Gravity Tilt.....	14000lb GVWR.....	\$7,084.00	\$950.00
GTH20 20K.....	GT-H Hi-Deck [®] 102"x20' Gravity Tilt.....	20000lb GVWR tandem dual.....	\$9,669.00	\$1,125.00
GTH20 24K.....	GT-H Hi-Deck [®] 102"x20' Gravity Tilt	24000lb GVWR tandem dual.....	\$11,868.00	\$1,125.00
GTH20 30K.....	GT-H Hi-Deck [®] 102"x20' Gravity Tilt.....	30000lb GVWR tandem dual.....	\$20,964.00	\$1,400.00

22ft Models	Description	Capacity	MSRP	Gooseneck Option
GTH22 14K.....	GT-H Hi-Deck [®] 102"x22' Gravity Tilt.....	14000lb GVWR.....	\$7,220.00	\$950.00
GTH22 20K.....	GT-H Hi-Deck [®] 102"x22' Gravity Tilt.....	20000lb GVWR tandem dual.....	\$9,867.00	\$1,125.00
GTH22 24K.....	GT-H Hi-Deck [®] 102"x22' Gravity Tilt.....	24000lb GVWR tandem dual.....	\$12,141.00	\$1,125.00
GTH22 30K.....	GT-H Hi-Deck [®] 102"x22' Gravity Tilt.....	30000lb GVWR tandem dual.....	\$21,162.00	\$1,400.00

24ft Models	Description	Capacity	MSRP	Gooseneck Option
GTH24 14K.....	GT-H Hi-Deck [®] 102"x24' Gravity Tilt.....	14000lb GVWR.....	\$7,357.00	\$950.00
GTH24 20K.....	GT-H Hi-Deck [®] 102"x24' Gravity Tilt.....	20000lb GVWR tandem dual.....	\$10,066.00	\$1,125.00
GTH24 24K.....	GT-H Hi-Deck [®] 102"x24' Gravity Tilt	24000lb GVWR tandem dual.....	\$12,415.00	\$1,125.00
GTH24 30K.....	GT-H Hi-Deck [®] 102"x24' Gravity Tilt.....	30000lb GVWR tandem dual.....	\$21,361.00	\$1,400.00



Add up to 6' of Stationary Deck!

Available Options	MSRP
Add 2' Stationary Deck	\$380.00
Add 4' Stationary Deck	\$760.00
Add 6' Stationary Deck	\$1,140.00
Power Tilt.....	\$1,180.00

H&H Hi-Deck[®] Series Trailer

The very best flat deck trailer money can buy.



Why is the H&H Hi-Deck[®] trailer better?

- Standard **torque tube** system eliminates any unwanted side-to-side twist! If you've ever pulled a trailer without these, you will notice the difference immediately on an H&H.
- Complete wide flange 12" I-beam frame and neck. No cheap channel necks!
- Standard drop-down nose on neck eliminates excessive coupler flex under heavy load...this eliminates that "jerking" sensation you've felt from the driver's seat on other trailers.
- 2⁵/₁₆" adjustable height coupler is stronger, has more travel length, and allows you to "level" the deck, no matter what tow vehicle you use.
- **3" channel steel crossmembers full weld conjoined to frame on 16" centers** Semi-trailer style crossmembers give you the ultimate trailer.
- Custom cut and fitted bi-fold high tensile strength steel neck gussets.
- Standard chain storage tray included on every trailer at front of deck.
- Standard bed access steps and grab handles on either side of neck.
- 10 gauge stake pockets 16" OC with inverted rub rails. Twice the thickness and twice the weight of our competition!
- Stronger steel rub rails can take bumping from forklifts or loaders without waving up or bending.
- **Treated 2x10 wood flooring with a Supplier's lifetime limited warranty against rot.**
- **10-year limited warranty on frame, neck, and crossmembers – H&H Standard!**
- DuPont primers and enamel topcoats over white phosphate steel.
- 7000lb equalized spring axles are better for off-road work than torsion axles – just like your truck!
- Heavier 80 Series radial tires carry more weight than any other E rated tire on the market.
- Spare wheel with a mount hidden in the neck.
- **LED lighting, break-away brake actuation system, and double LED taillights!**
- The best dovetail options in the industry! Our standard convertible dovetail set the world on its ear, and then we came out with our convertible dovetail with bobcat ramps! See them in person and you'll know why they are the #1 choice of professional trailer users all over the United States and Canada!



Above - Convertible Dovetail.

Right - Convertible Dovetail with Bobcat Ramps.



Available Colors



Metallic Silver Industrial Yellow Bright Red Midnight Blue Black (std.)

H&H Hi-Deck[®] Series Trailer

Standard Features for STANDARD Model

- 12" wide flange 14lb/ft I-beam frame and neck – highest strength to weight ratio – your best value!
- 2⁵/₁₆" adjustable height gooseneck coupler with heavier load ratings than our competition.
- Tandem 7000lb slipper sprung axles with 4-wheel brakes. Spring axles allow for better off-road weight handling.
- 3" channel crossmembers full weld conjoined to frame on 16" centers. Semi-trailer style crossmembers.
- Single 12000lb spring loaded drop-leg jack standard. Spring loaded foot retracts automatically for easy stowing.



Standard models shown to right with optional convertible dovetail with bobcat

Model	Description	MSRP
GNH15	102"x15' Hi-Deck [®] 102" width flatbed gooseneck trailer 37" deck height	\$5,875.00
GNH20	102"x20' Hi-Deck [®] 102" width flatbed gooseneck trailer 37" deck height	\$6,328.00
GNH25	102"x25' Hi-Deck [®] 102" width flatbed gooseneck trailer 37" deck height	\$6,780.00



Heavy frame model shown above with optional tandem duals and fixed dovetail with bobcat ramps.

Standard Features for HEAVY FRAME Model

- Heavier 12" wide flange 19lb/ft I-Beam frame and neck – built for heavy service!
- Tandem 7000lb slipper sprung axles with 4-wheel brakes. Spring axles allow for better off-road weight handling.
- 2⁵/₁₆" adjustable height gooseneck coupler with heavier load ratings than our competition.
- Dual 12000lb spring-loaded dropleg jacks standard. We always put two jacks on all heavy frame trailers, for heavy work built in.
- 35' and 40' lengths include bridge under frame option standard.


Model	Description	MSRP
GNHD20	20' Heavy Duty Hi-Deck [®] 102" width flatbed gooseneck trailer 37" deck height	\$6,894.00
GNHD25	25' Heavy Duty Hi-Deck [®] 102" width flatbed gooseneck trailer 37" deck height	\$7,402.00
GNHD30	30' Heavy Duty Hi-Deck [®] 102" width flatbed gooseneck trailer 37" deck height	\$8,267.00
GNHD35	35' Heavy Duty Hi-Deck [®] 102" width flatbed gooseneck trailer 37" deck height	\$9,680.00
GNHD40	40' Heavy Duty Hi-Deck [®] 102" width flatbed gooseneck trailer 37" deck height	\$10,189.00



H&H LT Series Hi-Deck[®] Trailer



Available Colors



Standard Features for ALL LT Series Models

- Wide flange 12" I-Beam frame & neck.
- 14000lb Suspension.
- 7000lb equalized spring axles for better off-road weight transfer.
- 235/80R16 trailer radial tires.
- Drop-down nose on neck.
- 2⁵/₁₆" adjustable height gooseneck coupler.
- Driver's side bed access step and grab handle.
- 5" channel steel rub rail.
- Stake pockets on 24" centers on bed.
- **Treated wood floor with a Supplier's lifetime limited warranty against rot!**
- Full DOT compliant lighting.
- **10-year limited warranty on frame, neck, and crossmembers.**

Standard Frame Features

- 12" 14lb/ft I-beam frame and neck.
- Single 12000lb dropleg jack with spring retractable foot.

Model	Description	MSRP
LTH20	LT Hi-Deck [®] 102"x20' Straight Deck	\$5,310.00
LTH25	LT Hi-Deck [®] 102"x25' Straight Deck	\$5,706.00
LTH20+5BC	LT Hi-Deck [®] 102"x20'+5' Convertible Dovetail & Fold Over Bobcat Ramps	\$6,158.00
LTH25+5BC	LT Hi-Deck [®] 102"x25'+5' Convertible Dovetail & Fold Over Bobcat Ramps	\$6,554.00

Heavy Frame Features

- 12" 19lb/ft I-beam frame and neck.
- Dual 12000lb dropleg jacks with spring retractable foot.

Model	Description	MSRP
LTHD20	LT Heavy Frame Hi-Deck [®] 102"x20' Straight Deck	\$5,875.00
LTHD25	LT Heavy Frame Hi-Deck [®] 102"x25' Straight Deck	\$6,328.00
LTHD30	LT Heavy Frame Hi-Deck [®] 102"x30' Straight Deck – includes standard Torque Tube!	\$7,120.00
LTHD35	LT Heavy Frame Hi-Deck [®] 102"x35' Straight Deck – includes standard Torque Tube!	\$7,572.00
LTHD20+5BC	LT Heavy Frame Hi-Deck [®] 102"x 20'+ 5' Convertible Dovetail & Fold Over Bobcat Ramps	\$6,724.00
LTHD25+5BC	LT Heavy Frame Hi-Deck [®] 102"x 25'+ 5' Convertible Dovetail & Fold Over Bobcat Ramps Standard with ONE Torque Tube	\$7,532.00
LTHD30+5BC	LT Heavy Frame Hi-Deck [®] 102"x 30'+ 5' Convertible Dovetail & Fold Over Bobcat Ramps Standard with TWO Torque Tubes	\$8,324.00
LTHD35+5BC	LT Heavy Frame Hi-Deck [®] 102"x 35'+ 5' Convertible Dovetail & Fold Over Bobcat Ramps Standard with TWO Torque Tubes	\$8,776.00