

Titanium™

G L E N D A L E R V

**Truly the World's Most Aerodynamic
and Best Engineered Fifth Wheel**



**FIFTH WHEELS
Buyers' Guide 2006**

Building Quality Recreational Vehicles Since 1950

Titanium
Interiors

"NEW" 34E39RK - Sage Décor Shown



*Check-out this New Layout on our
Virtual Tour at www.glendalerv.com*

*This model includes 60" x 80" queen bed with
a 2' deep under bed storage compartment*

Titanium
GLENDALE RV

29E34TS - Taupe Décor Shown

Titanium Interiors



This kitchen design offers versatile counter and cabinet storage.



Free-standing dinette and sofa-bed are "Standard Equipment" for most models.

Titanium

GLENDALERV

Titanium
Interiors

32E37DSD - Blue Décor Shown



*Most Titanium models offer convenient
Overhead Storage cabinets.*

*An Entertainment Cabinet with plenty of storage
and a 27" TV with surround sound.*

Titanium
GLENDALE RV

Titanium Exterior



YEAR LIMITED
3 STRUCTURE
WARRANTY

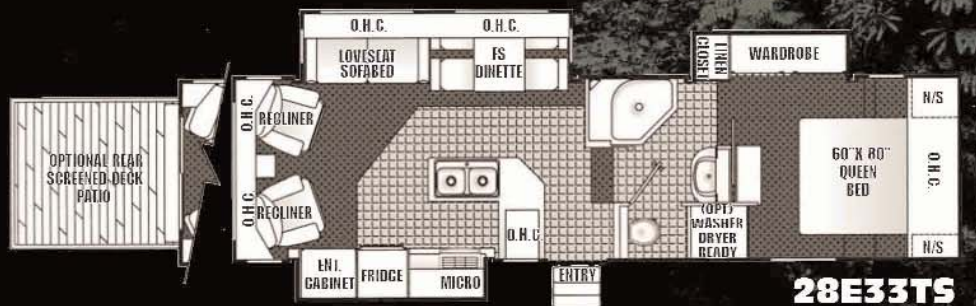
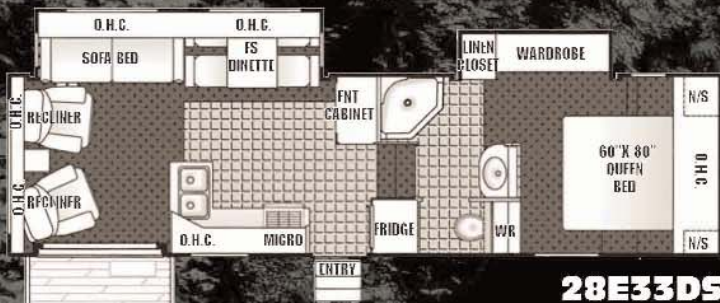
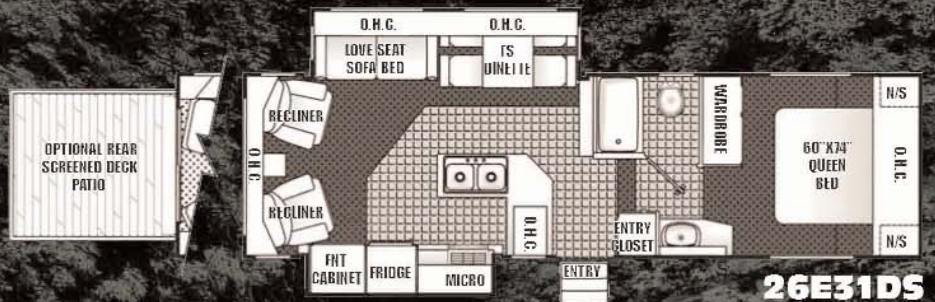
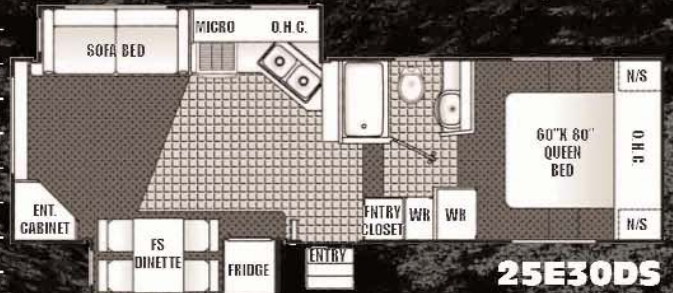
Glendale provides specific structural warranty coverage for a period of 3 years. All of our warranty commitments are valid in both Canada and the United States. All appliances are Name Brand, highly regarded products. See your dealer for complete warranty details.

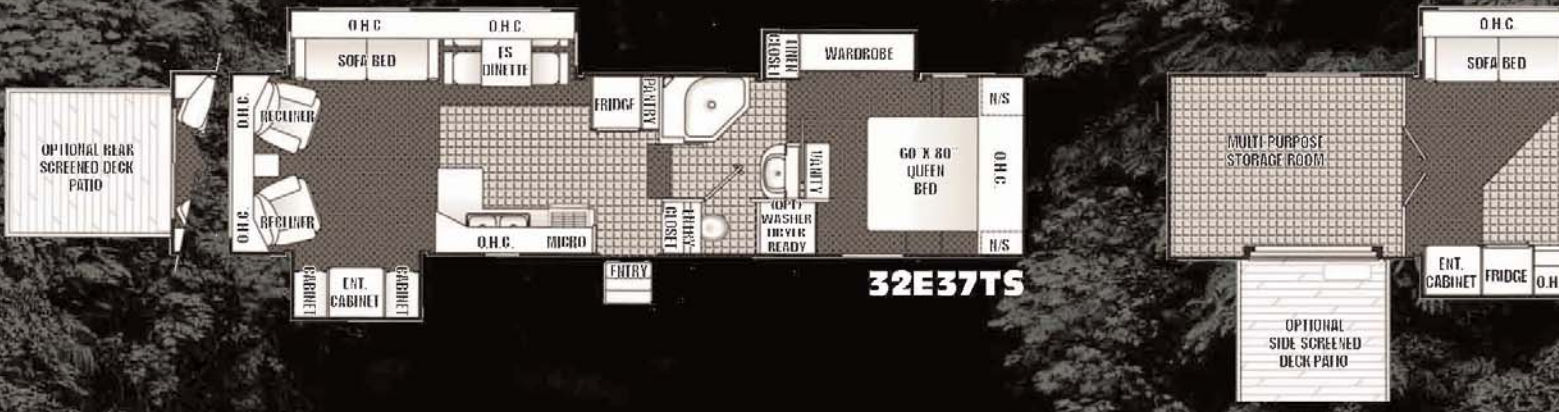


All photographs and specifications contained in this brochure are based on the latest product information at the time of publication approval. Some equipment shown or described throughout this guide may be available as an option only. Glendale has the right to add or discontinue models without prior notice, and to make changes at any time without notice in colors, materials, equipment, specifications, and models.

2006 TITANIUM FLOORPLANS

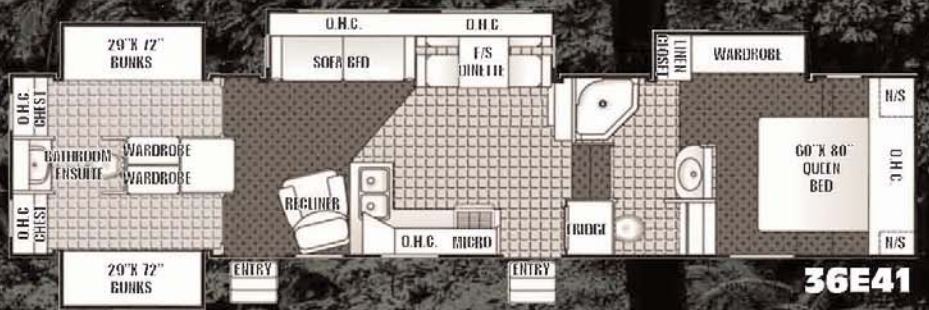
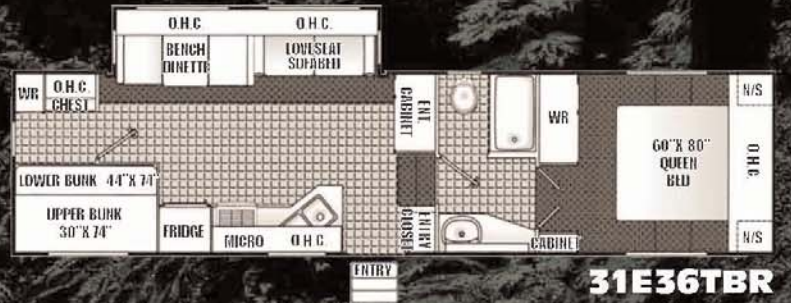
Model	Dry Pin Weight	Dry Weight	G.V.W.R.	Length Pin to Bumper
24E29	1,521 lbs.	6,856 lbs.	8,772 lbs.	24'-1"
25E30DS	1,510	7,974	10,140	25'-5"
26E31DS	1,726	8,930	11,500	27'-3"
28E33B	1,679	7,996	10,140	28'-8"
28E33DS	2,061	8,781	11,185	28'-6"
28E33SB	1,517	8,550	10,804	28'-1"
28E33TS	1,975	9,960	12,498	29'-0"
29E34RL	1,823	8,653	11,131	29'-9"
29E34TS	1,996	9,958	12,496	29'-9"
31E36TBR	1,757	8,943	11,411	30'-8"
32E37DSD	2,055	10,257	13,367	32'-9"
32E37TS	2,160	10,490	13,130	32'-8"
34E39QS	2,196	11,146	13,933	33'-3"
34E39RK	2,312	11,008	14,043	33'-10"
34E39SD	2,177	11,594	14,751	33'-11"
36E41	2,264	12,127	15,229	36'-10"
36E41MPRV	2,754	11,338	14,999	36'-10"





To view individual specifications visit [our website](#)

Bunk Model Layouts



Visit our web site at www.glendalerv.com

Mor/Ryde RE Suspension



- Improves Leaf Spring Suspensions
- Isolates and Absorbs Road Shock
- Smooth Solution to Rough Roads

A Dual Stage Furnace with High BTU rating offers rapid heating, then a continuous **"Whisper Quiet"** mode that maintains a desired temperature. Furnace and Air Conditioner are on the same digital thermostat.

H₂O



16 Gallon Performance from a 10 Gallon tank

Mixing Valve blends Super Heated Hot Fresh Water to provide an equivalent to 16 gallons of Hot Water.

Titanium Key Product Features...



Whisper Quiet 400 Watt Inverter provides enough 110 Volt power to operate the TV and DVD

The Air Conditioner has a Quick Cool Down Diverter which controls Cold Air for a faster cool down in the living area. (Equipped with a Hepa Filter)



NEV-R-LUBE™

Never needs greasing or re-packing.



New INTELLI-POWER 9200 Series Converter with the built-in "CHARGE WIZARD"



6K Fixed Caliper Disc Brake

Improved resistance to brake fade. Superior Stopping power!

Hydraulic Disc brake system includes the Electro / Hydraulic Actuator



Some of the above products are available as "Optional Equipment".

STANDARD EQUIPMENT

- Stereo TV
- DVD / CD 5.1 Surround sound Entertainment system
- Atwood XT Water Heater
- Premium Exterior Graphics Package
- Never Lube Axle Hubs
- 400 watt Power Inverter
- Corian look Solid Surface Countertop with molded deep sinks
- Porcelain Toilet
- Day/Night Shades
- Bathroom Skylight above shower area
- CD/AM/FM clock radio in bedroom
- A&E Awning
- Attic Vents
- Barbeque Quick Connect
- Oak base board and ceiling trim
- Bullet style directional reading lights
- Satellite dish hookup
- 12v power boosted TV Antenna
- Phone Jack
- Park Cable hookup
- Axle shocks
- Crank down rear Stabilizer Jacks
- Roof Ladder
- Black Tank Flush system
- Exterior Shower
- Spare Tire & Rim
- Deep Tint Slider style windows
- 12V re-chargeable Flashlight
- Fold-away entry assist handle
- Wide track easy fold triple entry steps
- Cartridge style water filter
- Single lever kitchen faucet with hand held rinse attachment
- Dual Powered Landing Gear
- Free Standing Dinette (most models see floorplans)
- Bench Dinette (Bunk models 28E33B, 31E36TBR Only).

STANDARD APPLIANCES

REFRIGERATOR: 8 cubic ft double door, 2 way gas/110v.

RANGE: High output 21" 3 burner, piezo. ignitor, bi-fold burner cover.

FURNACE: 2 Stage Excalibur furnace 34,000 ducted in floor heat system. 29' and larger models are equipped with 40,000 BTU systems.

MICROWAVE OVEN: 24" 1.3 cubic ft with turntable and built in range hood, light and exhaust fan.

AIR CONDITIONER: 13,500 BTU thermal insulated ducted in ceiling cool air system.

OPTIONAL EQUIPMENT

(Pre-Production)

- Thermopane Windows
- Fluorescent Lighting
- Aluminum Rims/Tri-Axle Aluminum Rims
- Exterior Security Lights
- Electric Fireplace (selected models see floorplans)
- Washer Dryer Ready hook up (selected models see floorplans)
- Rear Screened Deck Patio (selected models see floorplans)
- Side Screened Deck Patio (36E41MPRV, 28E33DS Only)
- Side Patio Door with Deck/ or Step option (28E33DS Only)
- MorRyde Pin Box
- 10 Cu Ft Fridge
- Oak Galley area flooring
- Extended pin box assembly
- 12' Curbside Slideout Awning (Mandatory 34E39QS Only)
- Retractable Rear Screen (36E41MPRV Only)
- Generator Prep (Box & Venting)
- Basic rough-in service for Generator prep

Feature Package Upgrades

"TOUR EDITION" UPGRADE PACKAGE

Hydraulic Disc Brakes, Premium Ultra smooth high gloss fiberglass **GEL-COAT** vacuum bonded fiberglass siding, MorRyde Re Suspension (Not included with 36E41MPRV), Deluxe Tour Edition Exterior graphics. Tri-Axles (Included only with Model 36E41MPRV)

COMFORT PACKAGE

15,000 BTU Air Conditioner with quick cool down draft diverter, trickle solar charger, Hepa filter and digital wall mount dual control thermostat, Fantastic 12V roof vent in bedroom includes rain sensor, Central vacuum and attachments, paddle ceiling fan in living area. (Ceiling paddle fan not included on Model 24E29)

Titanium

NEW! — 36E41MPRV

What a Smart Design!!



The MPRV allows more flexibility than a traditional toy hauler in the market today. This unique cargo space can meet whatever your needs may be. Antique collector hunting for furniture, dog kennel for dog shows, or storing your motorcycle without the hassle of a bike trailer. IT'S TRULY AN MPRV!

This NEW design also offers Glendale's popular optional deck patio design with a side pullout screened room to enjoy a dry, bug free environment, while enjoying the outdoors. This MULTI-PURPOSE RECREATIONAL VEHICLE design is the most unique and innovative RV on the market today.



STANDARD EQUIPMENT

- Stereo TV
- DVD / CD 5.1 Surround sound Entertainment system
- Atwood XT Water Heater
- Premium Exterior Graphics Package
- Never Lube Axle Hubs
- 400 watt Power Inverter
- Corian look Solid Surface Countertop with molded deep sinks
- Porcelain Toilet
- Day/Night Shades
- Bathroom Skylight above shower area
- CD/AM/FM clock radio in bedroom
- A&E Awning
- Attic Vents
- Barbeque Quick Connect
- Oak base board and ceiling trim
- Bullet style directional reading lights
- Satellite dish hookup
- 12v power boosted TV Antenna
- Phone Jack
- Park Cable hookup
- Axle shocks
- Crank down rear Stabilizer Jacks
- Roof Ladder
- Black Tank Flush system
- Exterior Shower
- Spare Tire & Rim
- Deep Tint Slider style windows
- 12V re-chargeable Flashlight
- Fold-away entry assist handle
- Wide track easy fold triple entry steps
- Cartridge style water filter
- Single lever kitchen faucet with hand held rinse attachment
- Dual Powered Landing Gear
- Free Standing Dinette (most models see floorplans)
- Bench Dinette (Bunk models 28E33B, 31E36TBR Only).

STANDARD APPLIANCES

REFRIGERATOR: 8 cubic ft double door, 2 way gas/110v.

RANGE: High output 21" 3 burner, piezo. ignitor, bi-fold burner cover.

FURNACE: 2 Stage Excalibur furnace 34,000 ducted in floor heat system. 29' and larger models are equipped with 40,000 BTU systems.

MICROWAVE OVEN: 24" 1.3 cubic ft with turntable and built in range hood, light and exhaust fan.

AIR CONDITIONER: 13,500 BTU thermal insulated ducted in ceiling cool air system.

OPTIONAL EQUIPMENT

(Pre-Production)

- Thermopane Windows
- Fluorescent Lighting
- Aluminum Rims/Tri-Axle Aluminum Rims
- Exterior Security Lights
- Electric Fireplace (selected models see floorplans)
- Washer Dryer Ready hook up (selected models see floorplans)
- Rear Screened Deck Patio (selected models see floorplans)
- Side Screened Deck Patio (36E41MPRV, 28E33DS Only)
- Side Patio Door with Deck/ or Step option (28E33DS Only)
- MorRyde Pin Box
- 10 Cu Ft Fridge
- Oak Galley area flooring
- Extended pin box assembly
- 12' Curbside Slideout Awning (Mandatory 34E39QS Only)
- Retractable Rear Screen (36E41MPRV Only)
- Generator Prep (Box & Venting)
- Basic rough-in service for Generator prep

Feature Package Upgrades

"TOUR EDITION" UPGRADE PACKAGE

Hydraulic Disc Brakes, Premium Ultra smooth high gloss fiberglass **GEL-COAT** vacuum bonded fiberglass siding, MorRyde Re Suspension (Not included with 36E41MPRV), Deluxe Tour Edition Exterior graphics. Tri-Axles (Included only with Model 36E41MPRV)

COMFORT PACKAGE

15,000 BTU Air Conditioner with quick cool down draft diverter, trickle solar charger, Hepa filter and digital wall mount dual control thermostat, Fantastic 12V roof vent in bedroom includes rain sensor, Central vacuum and attachments, paddle ceiling fan in living area. (Ceiling paddle fan not included on Model 24E29)

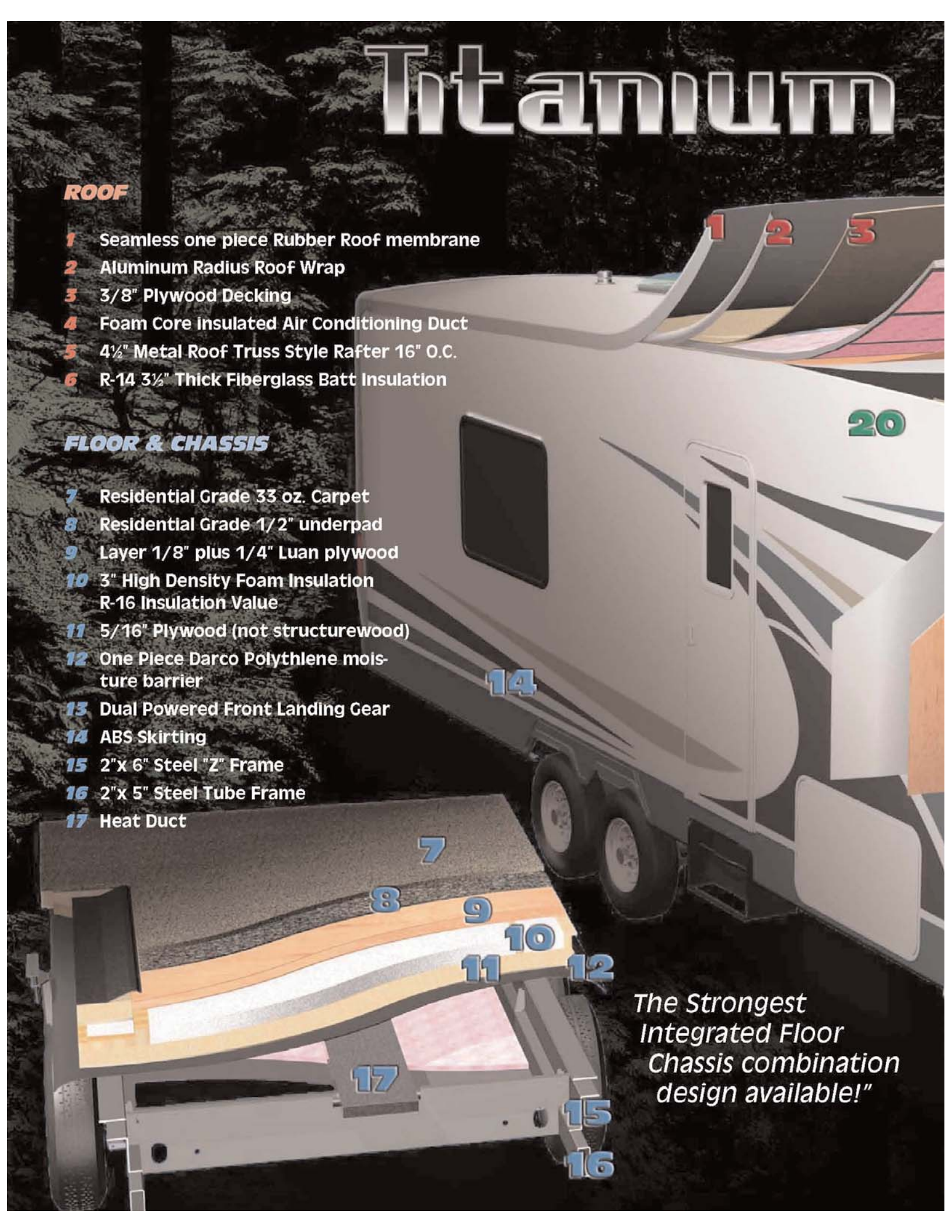
Titanium

ROOF

- 1 Seamless one piece Rubber Roof membrane
- 2 Aluminum Radius Roof Wrap
- 3 3/8" Plywood Decking
- 4 Foam Core Insulated Air Conditioning Duct
- 5 4 1/2" Metal Roof Truss Style Rafter 16" O.C.
- 6 R-14 3 1/2" Thick Fiberglass Batt Insulation

FLOOR & CHASSIS


- 7 Residential Grade 33 oz. Carpet
- 8 Residential Grade 1/2" underpad
- 9 Layer 1/8" plus 1/4" Luan plywood
- 10 3" High Density Foam Insulation
R-16 Insulation Value
- 11 5/16" Plywood (not structurewood)
- 12 One Piece Darco Polythlene moisture barrier
- 13 Dual Powered Front Landing Gear
- 14 ABS Skirting
- 15 2"x 6" Steel "Z" Frame
- 16 2"x 5" Steel Tube Frame
- 17 Heat Duct



*The Strongest
Integrated Floor
Chassis combination
design available!"*

CONSTRUCTION

Walls are vacuum bonded side wall construction.
"The Strength is in the Lamination".



SIDEWALL

- 18** 1½" Welded Aluminum Perimeter Framing
- 19** 1½" Rigid Foam - R9 Insulation Value
- 20** Ultra Smooth High Gloss Fiberglass
- 21** Front Cap - R24 Insulation Value

"US PATENT 6,394,533"

Titanium™

GLENDALERV

Visit Our Web Site @ www.glendalerv.com



**Key Aerodynamic Patented Front Cap Design
No Other
Manufacturer
can match!**

- **Exceptional Fuel Savings**
- **Minimum Wind Drag**
- **Excellent Stability and Road Handling**



Your Local Titanium Dealer:

GLENDALE RV

145 Queen Street, Strathroy, ON N7G 3J6