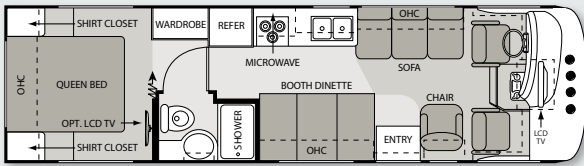


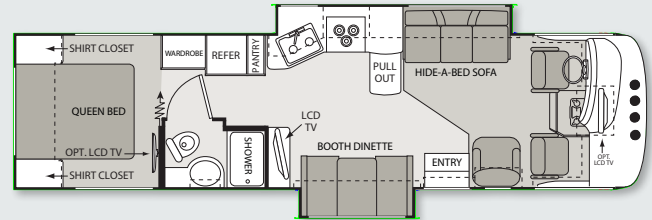
KEY FEATURES *FW*

- One-piece windshield for better visibility
- One-piece fiberglass front and rear caps
- Optional Sirius® satellite dash radio with six-month subscription
- Infiniss™ Leather driver and passenger captain's chairs
- Ceiling mounted dome light with dash switch
- Standard 26" LCD televisions in front overheads (optional on Model 33T)
- Optional automatic electric patio awning
- Flush mounted radius luggage doors with convenient side hinges (in select areas)
- New exterior graphics and optional paint packages
- Optional High-definition satellite dish

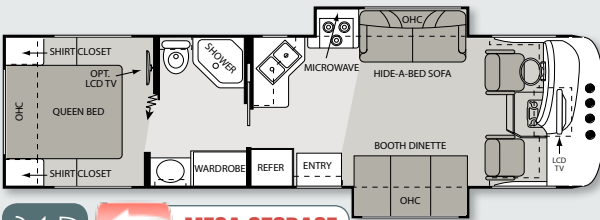
FLOORPLANS *FW*



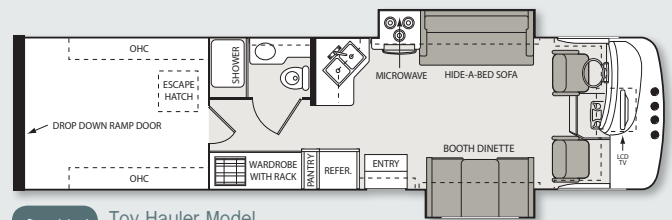
30Q **MEGA STORAGE**



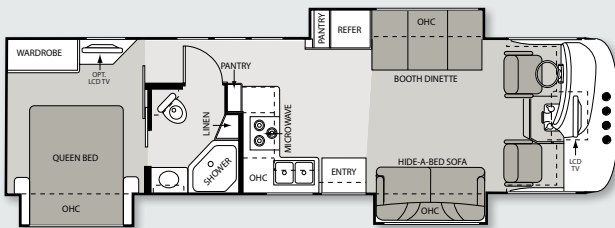
33T **MEGA STORAGE**



31D **MEGA STORAGE**



34Y Toy Hauler Model
Cargo Area: 96" x 120"



32E

SPECIFICATIONS *FW*

Model	30Q	31D	32E	33T	34Y
WEIGHT RATING (LBS.)					
Ford Chassis with 6.8L Triton engine	V-10	V-10	V-10	V-10	V-10
Gross Vehicle (GVWR)	16,000	18,000	18,000	18,000	20,500
Gross Combined (GCWR)	26,000	26,000	26,000	26,000	26,000
Workhorse Chassis with 8.1L Vortec engine	V-8	V-8	V-8	V-8	V-8
Gross Vehicle (GVWR)	16,000	18,000	18,000	18,000	22,000
Gross Combined (GCWR)	22,000	22,000	22,000	22,000	26,000
MEASUREMENTS					
Wheel Base	190"	190"	212"	216"	228"
Exterior Length (without ladder)	31'11"	32'3"	33'7"	34'3"	35'9"
Exterior Width (without mirrors)	99"	99"	99"	99"	99"
Exterior Height (with air conditioning)	11'7"	11'7"	11'7"	11'7"	11'7"
Interior Height	80"	80"	80"	80"	80"
Awning Size (manual/electric)	16'/16'	16'/16'	18'/18'	20'/19'	20'/20'
CAPACITIES					
Fuel (gallons)	75	75	75	75	75
LPG (pounds)	63.5	63.5	88	88	88
Fresh Water (gallons)	50	50	50	50	65
Waste Water (gallons)	32	32	32	32	37
Gray Water (gallons)	44	44	43	44	37
Water Heater (gallons)	6	6	6	6	6
Furnace (BTUs)	35,000	35,000	35,000	35,000	30,000
Exterior Storage Capacity (cubic feet)	125	124	44	136	31

2009 WINDSPORT SEMI-BASEMENT STANDARD & OPTIONAL FEATURES

BODY CONSTRUCTION/EXTERIOR		INTERIOR		ENTERTAINMENT & ACCESSORIES		ELECTRICAL AND PLUMBING	
Fully welded tubular steel floor system	S	Heated, remote exterior mirrors	O	Laminate countertops	S	Valve stem extenders	O
Fully welded tubular aluminum roof and sidewall cage construction	S	Fog lights	S	Large double bowl sink with single lever faucet	S	Central vacuum system (33T and 34Y only)	O
Vacu-Bond laminated roof, walls and floors with high-density block foam insulation	S	L.E.D. tail lights (34Y only)	S	Flip-up countertop extension (not available on 30Q and 33T)	S	ELECTRICAL AND PLUMBING	
One-piece fiberglass front and rear caps (no rear cap on 34Y)	S	19.5" tires	S	Roll-out countertop extension (33T only)	S	Guardian RV Quietpac™ 40G gas generator (3600-KW) (not available on 34Y)	S
One-piece windshield	S	5,000-lb. trailer hitch	S	Slide-out pantry (32E and 33T only)	S	Onan® Microquiet 4.0 gas generator (4000-KW) (not available on 34Y)	O
Filon fiberglass exterior sidewalls	S	Stainless Steel wheel liners	S	Pantry (31D and 34Y only)	S	Guardian RV Quietpac™ 55G gas generator (5500-KW) (standard on 34Y)	O
Slick fiberglass exterior	O	Spare tire (not available on 34Y)	O	Full extension metal drawer guides	S	Onan® Marquis Gold 5.5 gas generator (5500-KW)	O
Exterior graphics package	S	INTERIOR		Fantastic® fan	O	Marine-type detachable power cord	S
Exterior graphics/partial paint packages	O	80" interior ceiling height	S	26" LCD television in front overhead (option on 33T)	S	Auxiliary house battery	S
Full-body paint packages with Gel-coat sidewalls	O	Residential linoleum (galley, bath and entry way)	S	32" LCD television in living room entertainment center (33T only)	S	Second auxiliary house battery	O
Exterior rear Mega Storage compartment (not available on 32E and 34Y)	S	Linoleum throughout (standard on 34Y)	O	19" LCD television in bedroom (not available on 34Y)	O	30-amp service (not available on 34Y)	S
Seamless roto-cast storage compartments	S	Metal entry grab handle	S	Outside entertainment center with AM/FM stereo, CD player and speakers (not available on 34Y)	O	50-amp service with 6-gallon gas/electric water heater (standard on 34Y)	O
Exterior side hinged flush-mount luggage doors (in select areas)	S	13,500 BTU roof air conditioner in front	S	Outside entertainment center includes a 32" LCD television and stereo remote speakers with AM/FM stereo, CD player and speakers in garage (34Y only)	O	6-gallon gas water heater	S
Premium one-piece TPO roof (Energy Star approved)	S	13,500 BTU rear roof air conditioner in back (requires 50-amp service and 5.5-KW generator; see Cargo Area for 34Y options)	O	Home theater system with DVD player and radio tuner	O	Water heater bypass system	S
Crown roof	S	Ceiling ducted air conditioning system (only in living area on 34Y)	S	Cable television prep	S	Holding tanks with heat pads	O
Manual patio awning	S	Golden Maple cabinetry	S	BEDROOM/BATHROOM		CARGO AREA (34Y ONLY)	
Automatic patio awning	O	Cinnamon Maple or Cherry cabinetry	O	Queen-size bed with innerspring mattress	S	White laminated overhead cabinets with hidden hinges	S
Roof ladder	S	Raised panel wall cabinet doors	S	Attractive headboard with scone wall lighting	S	Roof hatch access with built-in ladder	S
Fully automatic hydraulic leveling jacks	O	Hardware with Oil Rubbed Bronze finish	S	Bedsprad and pillow shams	S	Egress windows with wall vents	S
Rubber tread entry steps (not available on 34Y)	S	Incandescent ceiling lights in living room	S	Lighted wardrobe in bedroom	S	Sealed bypass door	S
Laminex™ tread entry steps (34Y only)	S	Soft Touch vinyl ceiling	S	Incandescent ceiling lights	S	Black rubber flooring	S
Automatic electric entrance step	S	Fabric barrel chair (30Q only)	S	China bowl toilet	S	D-ring tie downs	S
Outside shower (not available on 34Y)	O	Fabric hide-a-bed sofa (not available on 30Q and 33T)	S	Glass neo-angled shower (31D and 32E only)	S	Two 110-volt outlets	S
Exterior water hose with spray nozzle (34Y only)	S	Infiniss™ Leather recliner (33T only)	S	Shower with glass door (30Q, 33T and 34Y only)	S	Television co-axial outlet	S
AUTOMOTIVE/COCKPIT		Leatherette Euro recliner with ottoman in place of Infiniss™ Leather recliner (33T only)	O	SAFETY & CONVENIENCE		Fold-down ramp door	S
AM/FM dash radio with large buttons, CD player and weather band tuner; iPod and Sirius® satellite ready	S	Fabric jackknife sofa (30Q only)	S	Entry door with deadbolt lock	S	13,500-BTU rear roof air conditioner (non-ducted)	O
Sirius® satellite dash radio with six month subscription	O	Infiniss™ Leather jackknife sofa (30Q only)	O	Telephone jack	S	Rear exterior spotlights	O
Wood grain dash insert	S	Fabric hide-a-bed sofa (not available on 30Q and 33T)	S	Systems Control Center	S	Fantastic® fan (not available with second air conditioner)	O
Dash fans	S	Infiniss™ leather Hide-A-Bed sofa (not available on 30Q and 33T)	O	Smoke, LPG and carbon monoxide detectors	S	Wall-hung 19" LCD television	O
Generator start switch on dash	S	Infiniss™ Leather hide-a-bed sofa with air mattress (not available on 30Q; standard on 33T)	O	Fire extinguisher	S	AM/FM radio with CD player and two speakers (not available with 32" outside television option)	O
Passenger side workstation with computer hook-ups (110-volt outlet and phone jack)	S	Booth dinette with cup holders	S	Passenger seat belts in select areas	S	Electric drop-down bed	O
Ceiling mounted dome light with dash switch	S	Fabric jackknife sofa with pedestal table in place of dinette (31D, 32E and 34Y only)	O	Quick-connect LP line for exterior gas grill (grill not included; 34Y only)	S	Rear cargo screen	O
3-point seat belts for driver and passenger	S	Infiniss™ Leather jackknife sofa with pedestal table in place of dinette (31D, 32E and 34Y only)	O	Slide-out battery tray	S	Two wheel chocks	O
Infiniss™ Leather driver and passenger captain's chairs	S	Day/night shades throughout	S			Two jackknife cargo sofas (not available with electric bed option)	O
Six-way power driver seat	O	Dual pane windows	O				
Back-up monitor with audio	O	GALLEY					
Deluxe exterior mirrors	S	Double door refrigerator	S				
		3-burner high-output gas cooktop with oven	S				
		Microwave oven	S				
		3-burner high-output gas cooktop with convection microwave oven	O				



VEHICLE LOADING: Every effort has been made to provide the greatest number of options for the recreation vehicle owner. Along with these choices comes the responsibility to manage the loads that are imposed by the choices so that they remain within the manufacturer's specified chassis weight limits. Do not overload the recreation vehicle.

IMPORTANT: Towing capacity may vary by chassis model, floorplan, options and loading of the vehicle. This may result in a towing capacity which is less than the maximum capacity of the hitch. Do not exceed the vehicle's Gross

Combined Weight Rating (GCWR), or the hitch rating. A separate functioning brake system is required for any towed vehicle or trailer weighing more than 1,000 lbs. (450 KG) when fully loaded. Liquid capacities and weights are approximations only.

WARNING: This information is intended as a guide only. Weights of individual vehicles may vary. Consult your owner's manual and weight sticker affixed to each vehicle for complete loading, weighing, and towing instructions. Actual filled LP capacity is 80% of listing due to safety shut-off required on tank.

WARRANTY: These vehicles are provided with a one-year, 15,000-mile limited warranty and a three-year, 45,000-mile limited structural warranty. Chassis, component part and appliance manufacturers issue limited warranties covering those portions of the vehicle not covered by the limited warranties issued by Four Winds International. To learn what portions of the vehicle are excluded from coverage under the limited warranties issued by Four Winds International, please contact your selling dealership or Four Winds International directly, or review the warranty packet inside the vehicle.

Product information, specifications, and photography in this brochure were as accurate as possible at time of printing. Photographs may contain some features that are optional on your vehicle. Since we continually strive to improve our products, actual products may differ. The manufacturer reserves the right, at any time, to make changes in product design, materials, component specifications and pricing, without notice. All capacities are approximate and dimensions are nominal. Some features or options may be different or unavailable in Canada.