

Sandstorm

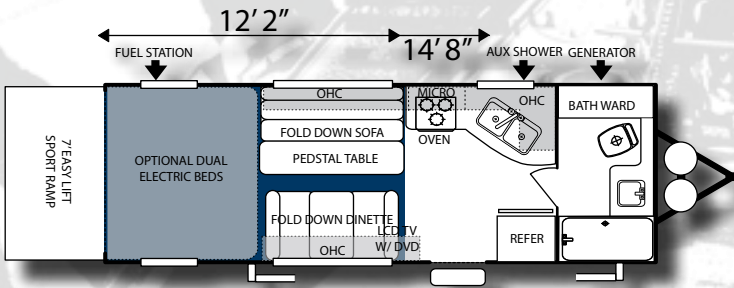
LUXURY TOY HAULERS

GET DIRTY IN A ...



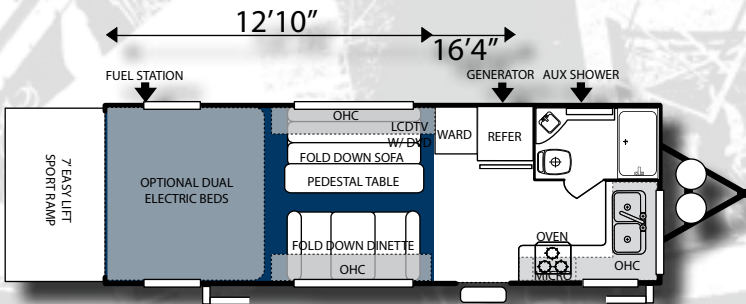
A Subsidiary of
BERKSHIRE HATHAWAY INC.

WIDE BODY TRAVEL TRAILERS



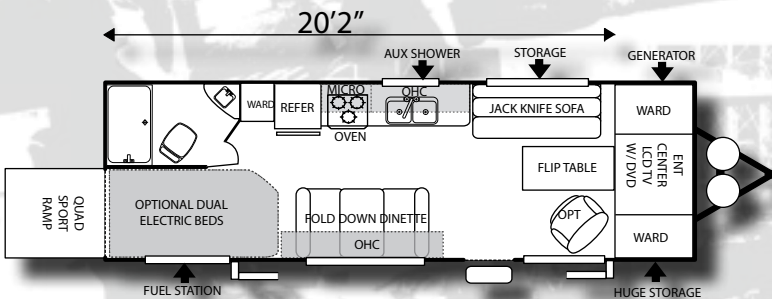
T21SKSPL

Hitch Weight..... 661
 Dry Weight..... 5,027
 GVWR..... 9,500
 NCC 3,583
 # of Axles..... 2
 Box Length 21'
 Ext Width..... 102"
 Fresh Water..... 106gal
 Grey/Black..... 40/40gal



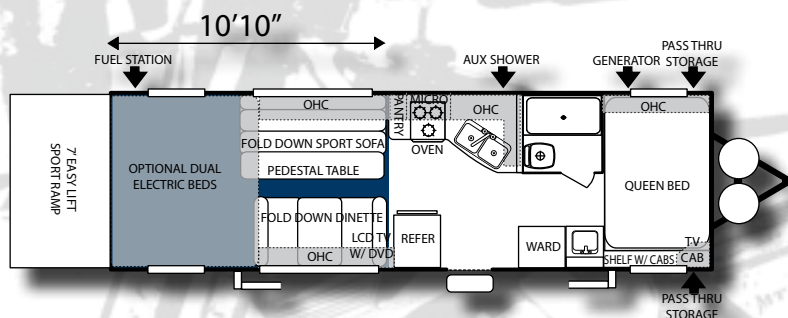
T22FKSPL

Hitch Weight..... 854
 Dry Weight..... 5,005
 GVWR..... 9,500
 NCC 3,605
 # of Axles..... 2
 Box Length 22'2"
 Ext Width..... 102"
 Fresh Water..... 106gal
 Grey/Black..... 40/40gal



T23FLSPL

Hitch Weight..... 660
 Dry Weight..... 5,360
 GVWR..... 9,500
 NCC 3,254
 # of Axles..... 2
 Box Length 23'
 Ext Width..... 102"
 Fresh Water..... 106gal
 Grey/Black..... 35/35gal



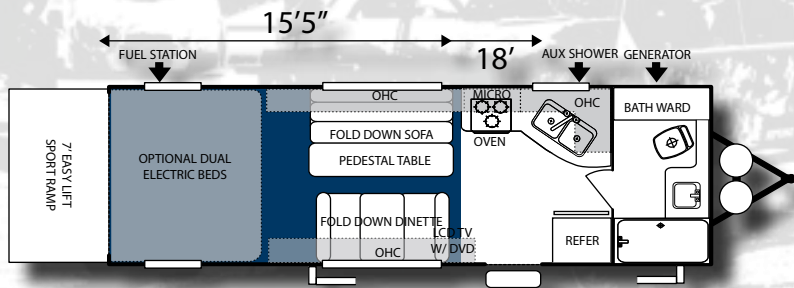
T23FBSPL

Hitch Weight..... 700
 Dry Weight..... 5,558
 GVWR..... 9,500
 NCC 3,052
 # of Axles..... 2
 Box Length 23'7"
 Ext Width..... 102"
 Fresh Water..... 106gal
 Grey/Black..... 40/40gal

*Weight of water, LPG, popular options (including generator w/ fuel station) have been deducted from the Net Cargo Capacity of aluminum sided units. Weights and capacities are approximate and the addition of optional equipment including fiberglass will increase the weight.

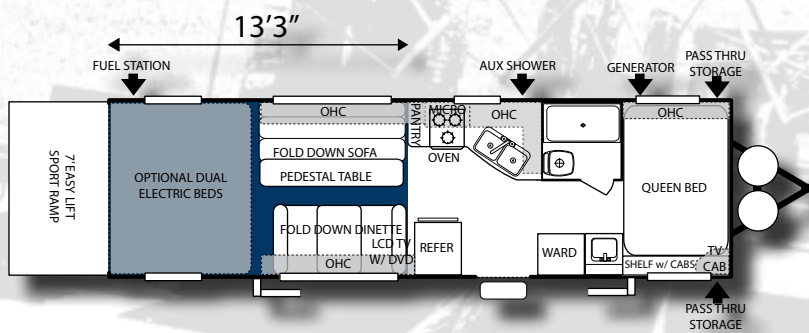
WIDE BODY LITE

TRAVEL TRAILERS



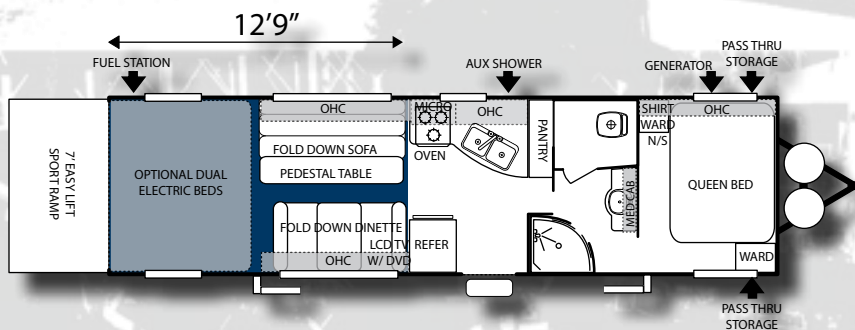
T24FKSPL

Hitch Weight..... 824
 Dry Weight..... 5,176
 GVWR..... 9,500
 NCC..... 3,434
 # of Axles..... 2
 Box Length..... 24'5"
 Ext Width..... 102"
 Fresh Water..... 106gal
 Grey/Black..... 40/40gal



T26FBSPL

Hitch Weight..... 1,109
 Dry Weight..... 5,978
 GVWR..... 10,500
 NCC..... 3,593
 # of Axles..... 2
 Box Length..... 26'
 Ext Width..... 102"
 Fresh Water..... 106gal
 Grey/Black..... 40/40gal



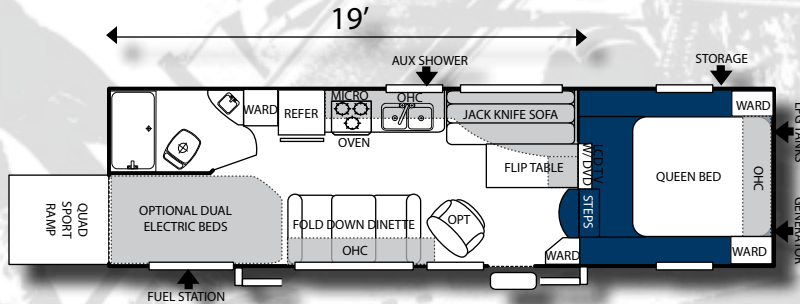
T27WTBL

Hitch Weight..... 1,380
 Dry Weight..... 6,636
 GVWR..... 11,500
 NCC..... 4,215
 # of Axles..... 2
 Box Length..... 28'11"
 Ext Width..... 102"
 Fresh Water..... 106gal
 Grey/Black..... 40/40



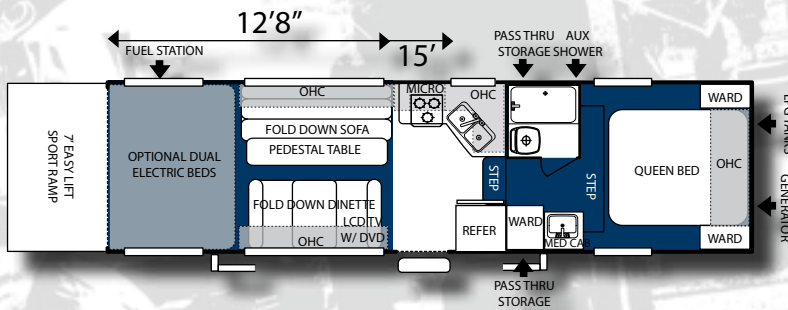
As part of our redesigned Wide Body Lite Series, the T23FBSPL is a lightweight 1/2 ton towable Toy Hauler with a front bed maximizing utility and livability. Unlike our competitors, Sandstorm Wide Body Lites are only light in weight and price, not in features and quality. We've even added new features like LCD TV's, command center control panels, electric awnings, front molded caps, and optional dual pane windows.

WIDE BODY LITE FIFTH WHEELS



F28FLSPL

Hitch Weight..... 1,492
 Dry Weight..... 6,849
 GVWR..... 11,000
 NCC 3,261
 # of Axles..... 2
 Box Length..... 30'
 Ext Width..... 102"
 Fresh Water..... 106gal
 Grey/Black..... 35/35gal



F28SPL

Hitch Weight..... 1,623
 Dry Weight..... 6,577
 GVWR..... 11,000
 NCC 3,533
 # of Axles..... 2
 Box Length..... 30'
 Ext Width..... 102"
 Fresh Water..... 106gal
 Grey/Black..... 40/40gal



At Sandstorm we get it. That's why we now offer 2 new Wide Body Lite fifth wheels under 30'. Profled and rated for today's 1/2 ton trucks, these innovative floor plans give you the towability of a fifth wheel combined with the weight and fuel cost savings of a 1/2 ton towable design.

*Weight of water, LPG, popular options (including generator w/ fuel station) have been deducted from the Net Cargo Capacity of aluminum sided units. Weights and capacities are approximate and the addition of optional equipment including fiberglass will increase the weight.

WBL Standards & Options

Living Spaces, Bedroom, Bathroom and Kitchen

Equipment

STANDARD EQUIPMENT

- Dual 7 Gallon (30lb) LPG Tanks w/ Regulator & Cover (TT)
- Electric A&E® Awning
- Outside Shower w/ Hot & Cold Water
- Radius Entry Doors w/ Screen & Kick Panel
- Scissor Stabilizer Jacks (2), Rear

OPTIONAL UPGRADES

- Aluminum Wheels HD
- Black Tank Flush System
- Convenience Package with:
 - Pressure Washer
 - Air Compressor & Jump Starter
- Entry Swing Away Handle
- Exterior Scare Lights 7"
- Fuel Station
- Onan® Generator Microquiet™ 4.0kw w/ Fuel Gauge & 35gal Tank
- Outside BBQ
- Portable Generator 3.5kw
- Scissor Stabilizer Jacks (2), Front
- Water Filtration System
- Water Heater By-Pass

Cargo

STANDARD FEATURES

- Center and Side Rail Tie Downs Rated at 1,200 lbs
- Extra Large Overhead Cabinets
- EZ-Lift Fiberglass Nappanee Ramp Door w/ 3,000 lb Capacity
- Full Linoleum Floor in all Storage Areas
- Overhead Storage Designed Around Riding Gear
- Dual Ram Air Vents

OPTIONAL UPGRADES

- Add-A-Wall Ramp Screen w/ Solid Panels
- Interior Diamond Plate
- Roll Up Carpet Kit (N/A on Quad Ramp Floor Plans)
- Tough Ply Industrial Flooring

STANDARD FEATURES

- Designer Wall Border
- Double Basin Sink
- Floor Mounted Pedestal Tables
- Foot Flush Toilet
- Knife Rack
- Large Glass Neo Angle Shower (per fp)
- Mini Blinds
- Picture Window w/ Fold Up Dinette (per fp)
- Plush Bedspread w/ Pillows
- Raised Panel Mortis & Tenon Cabinet Doors
- Sink Lids
- Solid Wood Drawers w/ Metal Roller Guides

OPTIONAL UPGRADES

- Ceiling Fan (FW's Only)
- Central Vacuum Cleaner
- Create-A-Breeze Exhaust Fan
- Day Night Window Shades
- Deluxe Swivel Chair (Quad Ramp Floor Plans)
- Dual Electric Rear Queen Beds
- Dual Facing Roll Over Sofa (IPO Lower Queen Bed)
- Picture Window w/ Swivel Chairs (IPO Dinette per fp)
- Polystone Counter Tops
- Raised Panel Refer Insert
- Stove Cover

Appliances

STANDARD EQUIPMENT

- 20,000 BTU or 30,000 BTU Furnace (per fp)
- 6 Gallon Gas/Electric Water Heater w/ Direct Spark Ignition
- Air Conditioner 13,500 BTU
- 16" Magic Chef® Oven w/ Range
- Large 6" Dometic® Gas & Electric Double Door Refrigerator

OPTIONAL UPGRADES

- Air Conditioner 15,000 BTU
- Central Ducting A/C
- Extra Large 8' Dometic® Refrigerator
- Microwave w/Carousel

Construction & Safety

STANDARD FEATURES

- 2" High Quality Wall Studs for Stress Support
- 2"X5" Roof Truss Rafters
- 7 ft. Ramp Door w/ 3,000 lb Capacity (Except Quad Ramp)
- Back-Up Lights
- EZ-Glide Double Entry Steps
- Floor Secured to Chassis Internally
- Floor Supported Side Walls
- Full 96" Interior Width Wide Body Construction
- Fully Insulated Floor
- Heavy Gauge Aluminum Siding
- Meets or Exceeds RVIA Standards
- Power Front Jacks (FW)
- R-7 and R-8 Fiberglass Insulation
- 15" Radial Tires and 12" Brakes on all Axles
- Rubber Roof w/ 12 Yr Warranty
- Tinted Glass Windows
- Ultra Lube Axles
- Z-Style and Box Tubing Outriggers

OPTIONAL UPGRADES

- Aluma-Wall Fiberglass Exterior
- Canadian Seal
- Double Insulation Roofs and Floors
- Dual Pane Tinted Safety Glass Windows
- Equa Flex™ Flexible Equalizer by Trailair®
- HD Fiberglass Front Cap (TT)
- Enclosed Holding Tanks (NA 6" I-Beam Chassis)
- 12V Electric Tongue Jack (TT's)
- 12V Heat Strips
- Spare Tire, Mounted to Chassis
- ToyLok Security System

Entertainment

STANDARD FEATURES

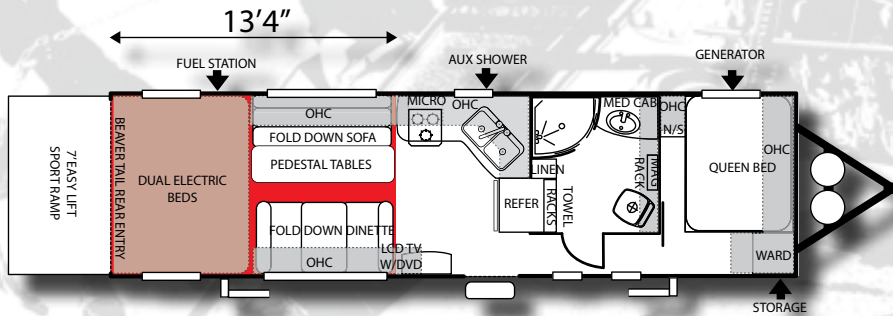
- AM/FM CD Player w/ MP3 Input
- Cable and Satellite Ready
- Exterior Marine Grade Speakers (2)
- LCD TV w/ Built in DVD Player & AUX Inputs

OPTIONAL UPGRADES

- Pro Audio System & I-Pod Cradle
- LCD TV w/ DVD in Bedroom
- TV Antenna w/ Power Booster

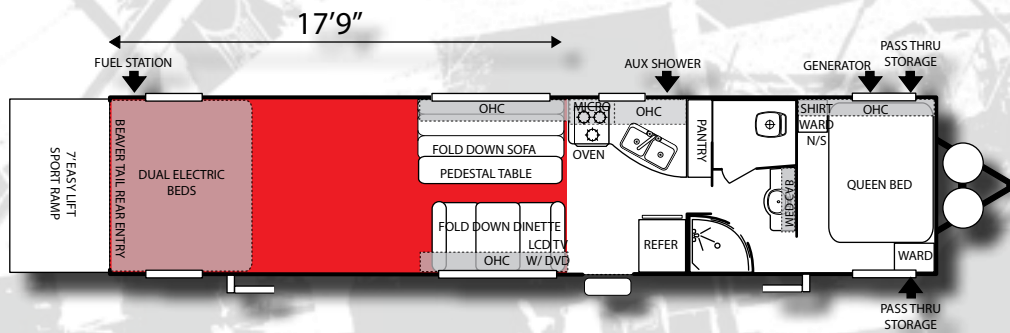
TRAVEL TRAILERS

WIDE



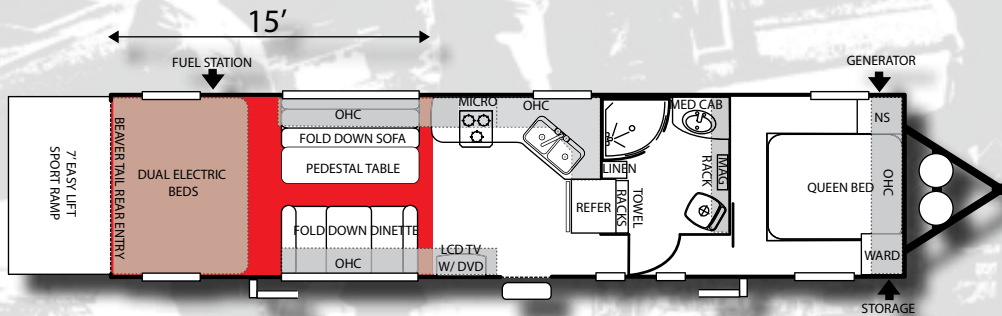
T29FBSP

Hitch Weight..... 1,092
 Dry Weight..... 8,676
 GVWR..... 13,500
 NCC 3,685
 # of Axles..... 3
 Box Length..... 30'4"
 Ext Width..... 102"
 Fresh Water..... 136gal
 Grey/Black..... 40/40gal



T33WTB

Hitch Weight..... TBA
 Dry Weight..... TBA
 GVWR..... TBA
 NCC TBA
 # of Axles..... 3
 Box Length..... 33'11"
 Ext Width..... 102"
 Fresh Water..... 136gal
 Grey/Black..... 40/40gal



T34FBSP

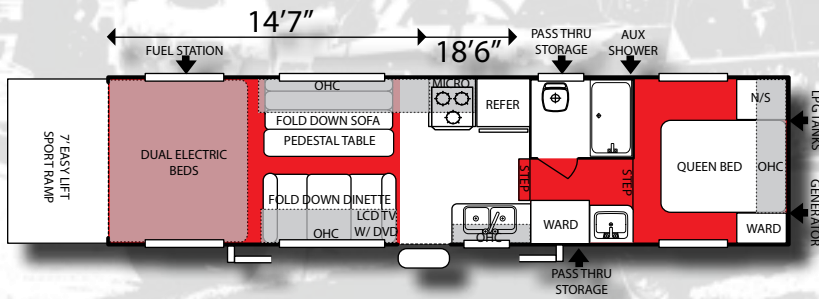
Hitch Weight..... 1,139
 Dry Weight..... 9,360
 GVWR..... 14,000
 NCC 3,501
 # of Axles..... 3
 Box Length..... 34'4"
 Ext Width..... 102"
 Fresh Water..... 136gal
 Grey/Black..... 40/40gal



*Weight of water, LPG, popular options (including generator w/ fuel station) have been deducted from the Net Cargo Capacity of aluminum sided units. Weights and capacities are approximate and the addition of optional equipment including fiberglass will increase the weight.

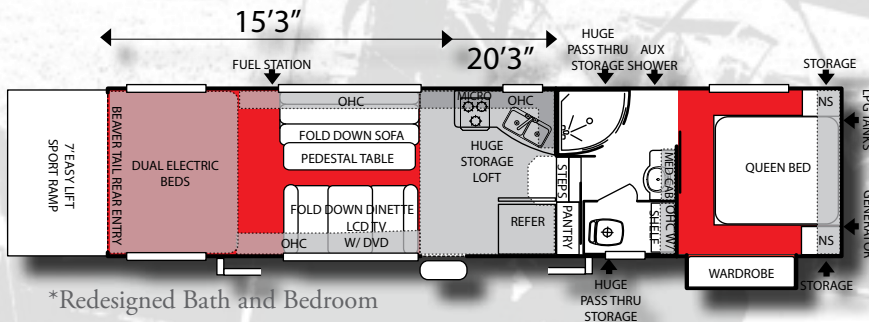
BODY FIFTH WHEELS

F32SP



Hitch Weight..... 2,000
 Dry Weight..... 9,185
 GVWR..... 14,000
 NCC..... 5,815
 # of Axles..... 2
 Box Length..... 32'
 Ext Width..... 102"
 Fresh Water..... 136gal
 Grey/Black..... 40/40gal

F34SKSP



Hitch Weight..... 2,847
 Dry Weight..... 10,938
 GVWR..... 18,000
 NCC..... 5,923
 # of Axles..... 3
 Box Length..... 35'1"
 Ext Width..... 102"
 Fresh Water..... 136gal
 Grey/Black..... 40/40

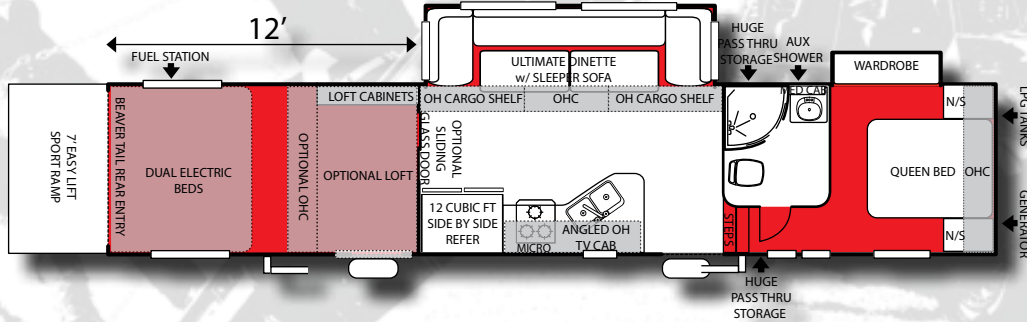
*Redesigned Bath and Bedroom



One look at the functional and attractive bedroom of this F39SASP and you'll know why Sandstorm is a leader in toy haulers. The full height wardrobe slide out gives you additional bedroom space and allows you to travel wrinkle free. The designer bedspread and new queen futon mattress are not only comfortable but stylish too. At days end, won't it be nice to know that this comfort awaits.

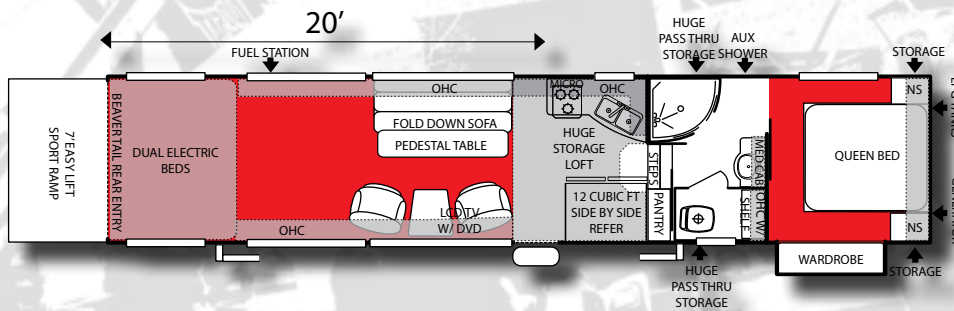
LIMITED

FIFTH WHEELS



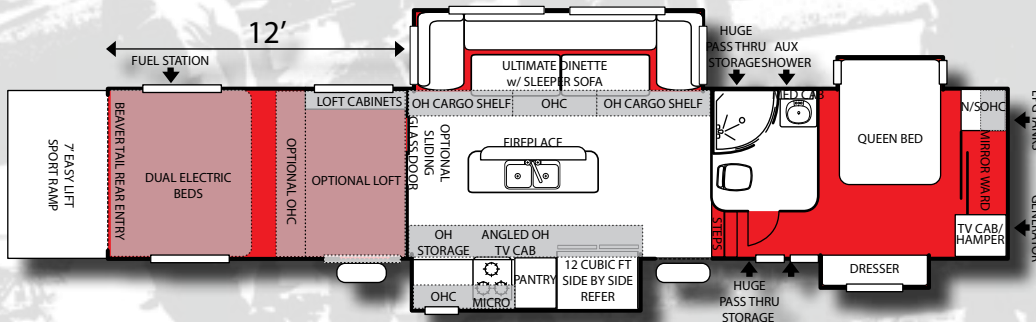
F39SASP

Hitch Weight..... 2,431
 Dry Weight..... 13,014
 GVWR..... 18,000
 NCC 3,515
 # of Axles..... 3
 Box Length..... 39'9"
 Ext Width..... 102"
 Fresh Water..... 176gal
 Grey/Black..... 80/40gal



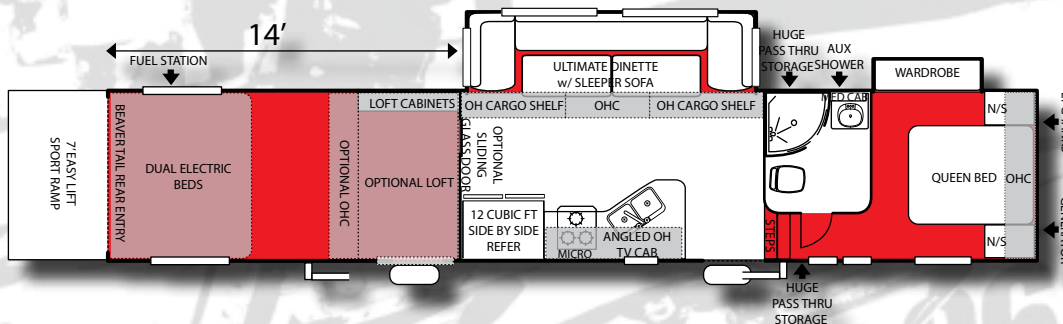
F39SKSP

Hitch Weight..... 2,695
 Dry Weight..... 11,449
 GVWR..... 18,000
 NCC 5,080
 # of Axles..... 3
 Box Length..... 39'11"
 Ext Width..... 102"
 Fresh Water..... 176gal
 Grey/Black..... 40/40gal



F40QSSP

Hitch Weight..... 2,640
 Dry Weight..... 13,242
 GVWR..... 18,000
 NCC 3,287
 # of Axles..... 3
 Box Length..... 39'9"
 Ext Width..... 102"
 Fresh Water..... 176gal
 Grey/Black..... 75/40gal

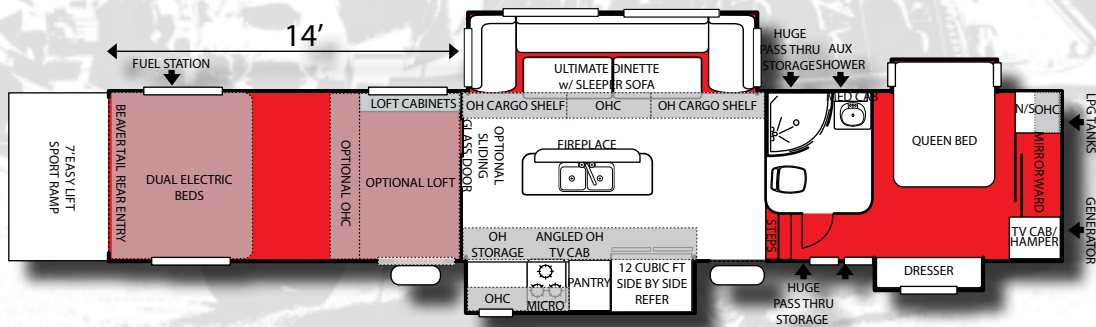


F41SASP

Hitch Weight..... 2,398
 Dry Weight..... 13,329
 GVWR..... 18,000
 NCC 3,146
 # of Axles..... 3
 Box Length..... 41'
 Ext Width..... 102"
 Fresh Water..... 176gal
 Grey/Black..... 80/40gal

*Weight of water, LPG, popular options (including generator w/ fuel station) have been deducted from the Net Cargo Capacity of aluminum sided units. Weights and capacities are approximate and the addition of optional equipment including fiberglass will increase the weight.

WIDE BODY FIFTH WHEELS



F42QSSP

Hitch Weight..... TBA
 Dry Weight..... TBA
 GVWR..... 18,000
 NCC..... TBA
 # of Axles..... 3
 Box Length..... 41'9"
 Ext Width..... 102"
 Fresh Water..... 176gal
 Grey/Black..... 75/40gal



What do you call a slide out that can seat 8 people and includes 2 removable pedestal tables? Is it a sofa? Is it a dinette? We're calling it our *ultimate dinette with sleeper sofa* and it is available on all full slide garage fifth wheels. Included in the package are 2 oversized scenic windows giving a panoramic view of the landscape around you. The sofa sleeper also includes pull out drawer bins at each end along with dimmable overhead lighting.

Interior Decors

Cobalt

Cypress

Harvest

Dune

Mocha

Onyx



Sandstorm features several fully loaded garage model fifth wheels, the F39SASP shown above is a prime example of what a Sandstorm has to offer. Your entertainment needs are met by a top of the line 32" LCD TV and a 1100 watt premium surround sound system. The 4 door 12cuft refrigerator gives you double the capacity of other toy haulers. The one piece molded counter top features a raised bevel edge to prevent spills from dripping onto the resilient designer flooring. A sliding glass door separates this open living space from the 12' garage area featuring a beaver tailed entry and our stylish electric sofa and beds.

Standards & Options

Living Spaces, Bedroom, Bathroom and Kitchen

Equipment

STANDARD EQUIPMENT

- Aluminum Wheels HD
- Black Tank Flush System
- Dual 7 Gallon (30lb) LPG Tanks w/ Auto Regulator & Cover (TT)
- Electric A&E® Awning
- Exterior Hi Intensity 12v Ramp Lights (2)
- Exterior Scare Lights 7"
- Onan® Generator Microquiet™ 4.0kw w/ Fuel Gauge & 35gal Fuel Station
- Outside Shower w/ Hot & Cold
- Oversized Holding Tanks
- Radius Entry Doors w/ Screen & Kick Panel
- Scissor Stabilizer Jacks
- Retractable Roof Ladder

OPTIONAL UPGRADES

- Convenience Package with:
 - Pressure Washer
 - Air Compressor & Jump Starter
- Dual Fuel Tanks
 - 18gal for Generator
 - 35gal Fuel Station
- Entry Swing Away Handle
- Onan® Generator Royal Gold™ 5.5kw w/ 50 Amp Service w/ Fuel Gauge
- Outside BBQ
- Searchlight w/ Remote
- Second Air Conditioner
- Water Filtration System
- Water Heater By-Pass

Cargo

STANDARD FEATURES

- Add-A-Wall Ramp Screen w/ Solid Panels
- Center and Side Rail Tie Downs Rated at 1,200 lbs
- Extra Large Overhead Cabinets
- EZ-Lift Fiberglass Ramp Door w/ 3,000 lb Capacity
- Full Linoleum Floor in all Storage Areas
- Overhead Storage Designed Around Riding Gear
- Dual Ram Air Vents
- Roll Up Carpet Kit

OPTIONAL UPGRADES

- Create-A-Breeze Exhaust Fan (per fp)
- Interior Diamond Plate
- Tough Ply Industrial Flooring

STANDARD FEATURES

- Designer Wall Border
- Double Basin Sink
- Dual Electric Queen Beds
- Ducted Air Conditioner
- Floor Mounted Pedestal Tables
- Foot Flush Toilet
- Halogen Lights
- Knife Rack
- Large Glass Neo Angle Shower (per fp)
- Mini Blinds
- Picture Window w/ Fold Up Dinette (per fp)
- Plush Bedspread w/ Pillows
- Raised Panel Mortis & Tenon Cabinet Doors
- Sink Lids
- Skylight Over Shower/Tub
- Solid Wood Drawers w/ Metal Roller Guides
- Stove Cover

OPTIONAL UPGRADES

- Central Vacuum Cleaner
- Create-A-Breeze Exhaust Fan
- Day Night Window Shades
- Dual Facing Roll Over Sofa (IPO Lower Queen Bed)
- Floating Dinette (per fp)
- Picture Window w/ Swivel Chairs (IPO Dinette per fp)
- Polystone™ Molded Counter Tops w/ Pull Out Faucet
- Raised Panel Refer Insert

Appliances

STANDARD EQUIPMENT

- 6 Gallon Gas/Electric Water Heater w/ Direct Spark Ignition
- Air Conditioner 13,500 BTU
- 30,000 BTU Furnace
- 16" Magic Chef® Oven w/ Range
- Microwave w/Carousel
- Large 6" Dometic® Gas & Electric Double Door Refrigerator

OPTIONAL UPGRADES

- Extra Large 8' Dometic® Refrigerator
- Air Conditioner 15,000 BTU
- 10 Gallon Gas/Electric Water Heater w/ Direct Spark Ignition

Construction & Safety

STANDARD FEATURES

- 2"X2" High Quality Wall Studs for Stress Support
- 2"X5" Roof Truss Rafters
- 10" I-Beam Chassis
- 7 ft. Ramp Door w/ 3,000 lb Capacity
- Back-Up Lights
- EZ-Glide Double or Triple Entry Steps
- Floor Secured to Chassis Internally
- Floor Supported Side Walls
- Full 96" Interior Width Wide Body Construction
- Full Walk On Roof Decking
- Fully Insulated Floor w/ Full Length Floor Joists
- Heavy Duty Triple Axles (per FP)
- Heavy Gauge Aluminum Siding
- Meets or Exceeds RVIA Standards
- Power Front Jacks (FW)
- R-7 and R-8 Fiberglass Insulation
- Radial Tires and 12" Brakes all Axles
- Rubber Roof w/ 12 Yr Warranty
- Spare Tire, Mounted to Chassis
- Tinted Glass Windows
- Ultra Lube Axles
- Z-Style and Box Tubing Outriggers

OPTIONAL UPGRADES

- Aluma-Wall Fiberglass Exterior
- Canadian Seal
- Deluxe Molded Rear Cap w/ LED Lights (Turn and Brake indicators)
- Double Insulation Roofs and Floors
- Dual Pane Tinted Safety Glass Windows
- Equa Flex™ Flexible Equalizer by Trailair®
- HD Fiberglass Front Cap
- Enclosed Holding Tanks
- 12V Electric Tongue Jack (TT's)
- 12V Heat Strips
- ToyLok™ Security System

Entertainment

STANDARD FEATURES

- AM/FM CD Player w/ MP3 Input
- Cable and Satellite Ready
- Exterior Marine Grade Speakers (2)
- LCD TV w/ Built in DVD Player & AUX Inputs
- TV Antenna w/ Power Booster

OPTIONAL UPGRADES

- Pro Audio System & I-Pod Cradle
- LCD TV w/ DVD in Bedroom and/or Garage

BUY LOCALLY

FOREST RIVER INC, ENCOURAGES YOU TO BUY
FROM YOUR HOMETOWN DEALERSHIP

Forest River, Inc. strongly encourages our retail customers to purchase from their local dealership whenever possible due to the following factors:

- Our Dealers are as a rule, independently owned and operated businesses. Outside of those customers they personally sold products to, they are not contractually obligated to perform warranty service on Forest River products that were purchased elsewhere. There may be an occasion that you would be required to return to the point of purchase to satisfy warranty requirements.
- Although many dealerships will eventually service products not purchased at their place of business, they will usually take care of their customers and other Forest River customers who are traveling away from their local dealer as they would their own.
- Local purchases allow a customer to establish a relationship with a dealer close to home. This relationship provides the customer with a convenient location for service and support from a "home town" professional.
- The opportunity for a thorough PDI (Pre Delivery Inspection) and product orientation is an additional benefit of buying from your local dealer. Further providing the opportunity for refresher courses or the ability to get questions answered much more conveniently.
- For our Canadian customers, there are also requirements which must be met to bring an RV purchased out of the country to their home. Although not insurmountable, these requirements may involve such things as additional inspections and certifications, taxes and fees. Your local Canadian Dealer is a professional at meeting these requirements.

Forest River's goal is for all RV Owners to fully enjoy their RV experience. In light of this goal, and considering the advantages of buying local, we encourage you to be thorough when determining what product to purchase and which dealer to purchase it from as both are key to your ultimate satisfaction and the realization of your dreams.



When you buy a Sandstorm Luxury Toy Hauler you are buying the assurance that all your warranty and service needs will be met as we are first in customer satisfaction for a Recreational Vehicle Manufacturer in Southern California according to our Better Business Bureau Rating. Not only are you buying from a company that is going to be around in a year, but also from one committed to the satisfaction of its customers. Having manufactured toy haulers for over 10 years, Forest River Inc. is considered one of the pioneers in the industry. Because every RV enthusiast has different needs, we offer a versatile array of floor plans and features. At Forest River our design team is always working towards improving the toy hauler of tomorrow.

“Peace of Mind”

Forest River Inc. Exclusive Benefits

- Emergency Roadside Assistance
- Service Assistance
- Nationwide Service Appointment Assistance
- Mobile Mechanics
- \$2,000 Trip Interruption Reimbursement
- 24-Hour Toll-Free Emergency Message Service
- Custom Trip Routing and Full Color Maps

By Coach-Net®

Southwest Division

255 S. Pepper Ave. Rialto, CA 92376
(909) 873-3777 • www.forestriverinc.com

Dealer

All illustrations and specifications contained in this literature are based on the latest product information at time of publication. Forest River reserves the right to make changes in price, colors, materials, equipment, and specifications at any time without notice and assumes no responsibility for any error in this literature.

