

**SO LIGHT, YOU MAY
FORGET IT'S THERE.
UNTIL BEDTIME**

PEGASUS™

ULTRALITE

PEGASUS & PEGASUS SPORT



Pegasus 240FQS shown in Aztec Gold interior décor with Windsor Birch Wood finish.



Interior Décor Choices

WOOD CHOICE




WINDSOR BIRCH

AZTEC GOLD



LIVING ROOM



BEDROOM

CASHMERE BEIGE



LIVING ROOM



BEDROOM

GALAXY BLUE



LIVING ROOM



BEDROOM

PEGASUS FEATURES

STANDARD FEATURES

INTERIOR - THROUGHOUT

- 6 Gallon Propane/120V/Direct Spark Ignition Water Heater
- 8' Wide Units
- ABS Tub/Shower Surround
- AM/FM/CD Player w/Jack for MP3 Player - 2 Speakers
- Cable TV Hook-Up
- Hard Valance Window Treatment Throughout
- Hardwood Mortise & Tenon Cabinet Doors
- Hydro Flame® Direct Spark Ignition - Furnace w/Thermostat
- Mini-blinds Throughout (Except Bunk Windows)
- No Wax Vinyl Flooring
- Prewired for Air Conditioner, TV Antenna & Stereo
- Water Heater Bypass

LIVING ROOM

- 5" Thick Reversible Dinette Cushions
- Indoor/Outdoor Table (Select Models)
- Jackknife Sofa Bed (Select Models)
- Roof Vent

GALLEY

- 3 Burner Cooktop w/16" Oven

- Propane/Electric Refrigerator
- Large Acrylic Sink w/Stainless Steel Finish
- Durable, Removable, Easy to Clean Storage Drawer Bins
- High Rise Chrome Faucet
- Microwave
- Power Range Hood w/Light
- Range Cover
- Range Hood w/12V Light and Exhaust Fan
- Removable Pantry Shelves
- Sink Cover

BEDROOM

- Bedroom Divider Privacy Curtains
- Bunk Beds (Select Models)
- Headboard (Select Models)
- Innerspring Mattress (Island Queen Beds Only)
- Lift-Up Bed Platform w/Below Bed Storage (Most Models)
- Residential Size Wardrobe
- Thetford® Fresh Water Flush Toilet
- Upgrade Quilted Bedspread (On Queen Beds)
- Wall-Mount Mirrored Medicine Cabinet

SAFETY/CONVENIENCE

- 120V GFI Circuit Protection (Galley/Bath/Patio)
- Fire Extinguisher

- On Demand Water Pump
- Wall Mounted Systems Monitor Panel
- 10" Electric Brakes
- Carbon Monoxide Detector/Alarm, Propane Detector/Alarm, Smoke Detector/Alarm

EXTERIOR - THROUGHOUT

- Automotive D-Seal at Windows
- Awning
- Black Framed Radius Tinted Safety Glass Windows
- Dual 20 lb. Propane Tanks
- Exterior Shower
- Hitch Light
- Lightweight Soft Riding-Rugged Automotive Style Steel Leaf Spring Suspension
- Molded Propane Cover
- Molded Rain Gutters w/Drip Spouts
- Patio Light
- Seamless, One-Piece Rubber Roof
- Sewer Hose Compartment w/Door
- Single Piece Polyethylene Rotocast Waste & Water Tanks
- Smooth Fiberglass Siding
- Spare Tire & Carrier
- Stabilizer Jacks (4)
- Sub-Floor Fresh Water Holding Tank (Larger Models)
- E-Z Lube® Hubs
- TV Antenna

- Welded Aluminum Laminated Sidewalls, Floors, Fronts & Rears
- Welded Durable Steel Chassis
- Locking, Insulated Radiused Luggage Doors

OPTIONS

INTERIOR - THROUGHOUT

- 13,500 BTU Air Conditioner
- Bathroom Skylight
- Day/Night Shades
- LCD TV 19" w/DVD
- Stainless Steel Appliances

GALLEY

- 6-Panel Deluxe Refrigerator Insert Panel
- Additional Sink Cover
- Large 6 cu. ft. Double Door Refrigerator

EXTERIOR - THROUGHOUT

- Custom Aluminum Wheels
- Double Entry Step
- Exterior Entertainment Center
- Exterior Garage Storage Compartment (Select Models)
- Upgrade Graphics
- Trim Package (LED Tailights, Front and Rear Chrome Diamond Plating)

PEGASUS SPORT 7-WIDE FEATURES

STANDARD FEATURES

INTERIOR - THROUGHOUT

- 6-Gallon Propane Water Heater
- AM/FM/CD Player with 2-Speakers
- Cable TV Hook-Up
- Hard Valance Window Treatment Throughout
- Hardwood Mortise & Tenon Cabinet Doors
- Hydro Flame® Direct Spark Ignition - Furnace w/Thermostat
- Mini-blinds Throughout (Except Bunk Windows)
- No Wax Vinyl Flooring
- Prewired for Air Conditioner, TV Antenna & Stereo
- Water Heater Bypass

LIVING ROOM

- Jackknife Sofa Bed (Select Models)
- Indoor/Outdoor Table (Select Models)
- 5" Thick Reversible Dinette Seat Cushions
- Roof Vent

GALLEY

- 3 Burner Cooktop
- Propane/Electric Refrigerator

- Acrylic Sink w/Stainless Steel Finish
- High Rise Chrome Faucet
- Microwave
- Power Range Hood w/Light
- Range Hood w/12V Light and Exhaust Fan
- Removable Pantry Shelves
- Removable Storage Bins
- Sink Cover

BEDROOM

- Bedroom Divider Privacy Curtains
- Bunk Beds (Select Models)
- Headboard (Select Models)
- Innerspring Mattress (Island Queen Beds Only)
- Lift-Up Bed Platform w/Below Bed Storage (Most Models)
- Residential Size Wardrobe
- Roof Vent
- Upgrade Quilted Bedspread (On Queen Beds)

BATHROOM

- ABS Tub/Shower Surround
- Full Function Bath Areas
- Thetford® Fresh Water Flush Toilet
- Wall-Mount Mirrored Medicine Cabinet

SAFETY/CONVENIENCE

- 10" Electric Brakes
- 120V GFI Circuit Protection (Galley/Bath/Patio)
- Carbon Monoxide Detector/ Alarm, Propane Detector/Alarm, Smoke Detector/Alarm
- Fire Extinguisher
- On Demand Water Pump
- Wall Mounted Systems Monitor Panel

EXTERIOR - THROUGHOUT

- Aluminum Wheels
- Automotive D-Seal at Windows
- Awning
- Chrome Diamond Plating Front And Rear
- Dual 20 lb. Propane Tanks
- Exterior Marine Grade Speakers
- LED Rear Tail Lights
- Lightweight Soft Riding-Rugged Automotive Style Steel Leaf Spring Suspension
- Molded Propane Cover
- Molded Rain Gutters w/Drip Spouts
- Patio Light
- Black Framed Radius Tinted Safety Glass Windows
- Seamless, One-Piece Rubber Roof

- Sewer Hose Compartment w/ Door
- Single Piece Polyethylene Rotocast Waste & Water Tanks
- Smooth Fiberglass Siding
- Spare Tire & Carrier
- Stabilizer Jacks (4)
- E-Z Lube® Hubs
- Low Profile TV Antenna
- Welded Aluminum Laminated Sidewalls, Floors, Fronts & Rears
- Welded Durable Steel Chassis
- Locking, Insulated Radiused Luggage Doors

OPTIONS

INTERIOR - THROUGHOUT

- 13,500 BTU Air Conditioner
- 6 Gal LP/120V DSI Water Heater
- LCD TV 19" w/DVD
- Overhead Combo Bunk

GALLEY

- Additional Sink Cover
- Cooktop Cover
- Stainless Steel Appliances

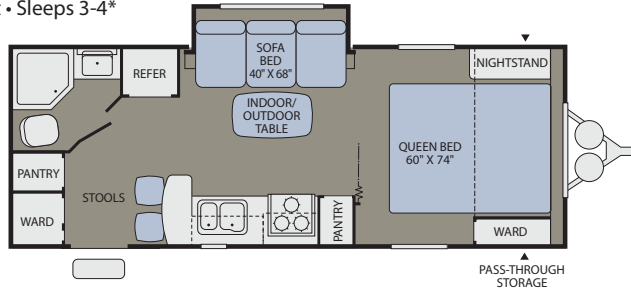
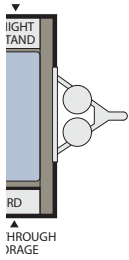
EXTERIOR - THROUGHOUT

- Upgrade Graphics

Pegasus Floor Plans

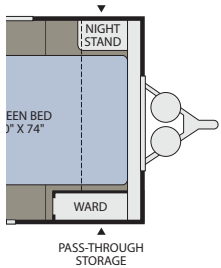
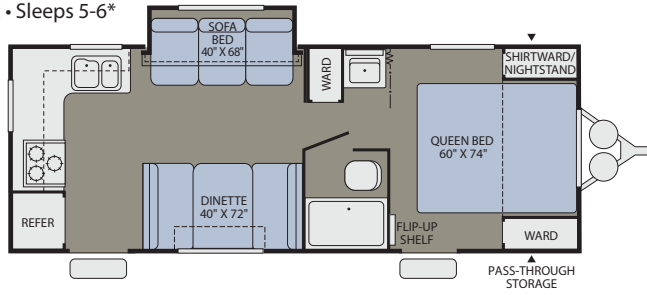
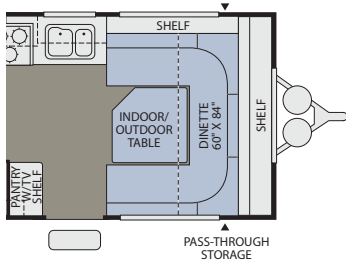
240FQS

Single Slide-Out • Sleeps 3-4*



240RKS

Single Slide-Out • Sleeps 5-6*



*Sleeping capacity is a variable number and is affected by items such as size of occupant, options and floor plan. Some models are not available in all areas of the country. Please see your local dealer for model availability.

▲ = Exterior Storage

240FQS	240RKS
6,300	5,700
3,916	4,263
2,384	1,437
431	593
25' 5"	26' 5"
9' 8"	9' 8"
30	30
30	30/30
30	30
40	40
T205/75D 14C	ST205/75D 14C

- GVWR (Gross Vehicle Weight Rating) is the maximum permissible weight of this trailer when fully loaded. It includes all weight at the trailer axle(s) and tongue or pin.
- All dry weights are based on the standard model and do not include optional features or equipment.
- Cargo Carrying Capacity is determined by subtracting Gross Dry Weight from GVWR. Cargo includes all fluids, optional features, equipment, and personal cargo.
- Length measured from hitch or pin box to rear bumper (excludes accessories). Trailer length includes hitch; fifth wheel includes standard pin box.
- Actual height may be lower, based on option offerings. Consult with your dealer to obtain actual height for the unit you are interested in.
- Approximate.
- Water weight equals 8.3 lbs per gallon. Propane weight equals 4.2 lbs per gallon.
- Add 10" if equipped with optional spare tire and carrier.

- Hitch weights are dependent upon how the trailer is equipped with options, on-board cargo and tank fluid levels. Actual hitch weights may be higher or lower than shown. It is recommended that the tow vehicle and hitch for your trailer have sufficient capacity to accommodate the GVWR of the trailer selected.

N/A = Not available at the time of printing.

IMPORTANT— PLEASE READ: Product information, photography and illustrations included in this publication were as accurate as possible at the time of printing. For further product information and changes, please visit our website at www.fleetwoodrv.com or contact your local Fleetwood dealer. Prices, materials, design and specifications are subject to change without notice. All weights, fuel, liquid capacities and dimensions are approximate. Fleetwood has designed its recreational vehicles to provide a variety of uses for customers. Each vehicle features optimal seating, sleeping, storage and fluid capacities. The user is responsible for selecting the proper combination of loads (i.e., equipment, fluids, cargo, etc.) to ensure that the vehicle's capacities are not exceeded.



ENGINEERED LIGHT. BUILT TOUGH.

We kept all the fancy features and still pulled the weight out of Pegasus. First, we framed the ceiling and sidewalls in aluminum for lightweight strength. Then we laminated the sidewalls, front, rear and floor. That makes Pegasus extremely durable, easy to clean and solidly built. Most important, it looks great.



Drawing is for illustrative purposes only to highlight aspects of Pegasus construction. Actual RV design depends on model and is subject to change.

1. **ENGINEERED LAMINATED CEILING CONSTRUCTION** – Ensures strength and reduced weight.
2. **ARCTIC WHITE SEAMLESS, ONE-PIECE RUBBER ROOF** – Provides the ideal weather seal.
3. **INTERIOR WALL PANEL** – Features a durable, easy-to-clean, decorative vinyl.
4. **STEEL CHASSIS** – Provides optimal strength, durability and performance.
5. **WOOD DECKING** – Provides solid backbone for the roof construction.
6. **ALUMINUM TUBING** – Lightweight, structural studs blend proven framing methods with technologically superior materials.
7. **HIGH-DENSITY BLOCK FOAM INSULATION** – Is custom fit to ensure maximum structural integrity and insulation value.
8. **SMOOTH GLOSS FIBERGLASS EXTERIOR SIDING** – Adds more structural integrity than aluminum siding, provides a glossy surface that is easy-to-clean and adds long lasting beauty.
9. **LAMINATED PLYWOOD FLOOR** – Provides the interior structural strength to the laminated floor construction.
10. **WOOD SUBSTRATE** – Adds structural reinforcement to the exterior fiberglass panel.
11. **WOOD FLOOR SUBSTRATE** – Provides the foundation for the underbelly.
12. **UNDERBELLY** – Is a lightweight seamless, durable, weather barrier.

CONTACT US

To locate a dealer near you, visit our website at www.fleetwoodrv.com or call 1-800-444-4905. We can also be contacted at Fleetwood Customer Relations, P.O. Box 1007, Decatur, IN 46733.

FLEETWOOD TRAVELCADE CLUB

As a Fleetwood owner, you're eligible to become a member of the Fleetwood Travelcade Club. It's a perfect way to meet other Fleetwood owners who love to travel across America and share in the RV lifestyle. Call (877) 577-2560 or visit our website at www.fleetwoodrv.com/owners_clubs to learn more and join the fun!

RV OWNERCARE

See your local dealer for complete details.

Your Local Fleetwood Dealer Is:



TO OUR CUSTOMERS...

To make sure that you get the maximum satisfaction out of your recreational vehicle purchase, there are several things you should know:

1. Learn all you can about the travel trailer or fifth wheel you're planning to buy. Don't rely on word of mouth. Get the facts about the actual trailer length, width, unloaded weight with options, Gross Vehicle Weight Rating, and Cargo Carrying Capacity. These are usually available in the manufacturer's sales literature or from the Cargo Carrying Capacity Label located in each trailer. Be sure to check this information before you decide which unit to buy.
2. Verify the towing capacity of your tow vehicle. If you don't know, or aren't sure, you can ask at your automotive dealership. Be sure to match its tow rating to the loaded (not dry) weight of your trailer. Include the weight of water, additional accessories, clothing, food, and gear. To help Fleetwood travel trailer customers estimate this total weight, our Gross Vehicle Weight Ratings reflect the maximum weight of the trailer when fully loaded for camping. Be sure the weight of the tow vehicle plus the weight of your trailer do not exceed the Gross Combined Weight Rating of the tow vehicle.

Taking these simple steps before you buy will help ensure that your trailer and tow vehicle combination is just what you wanted.

See you on the trail!

