

NITROUS[®]



NITROUS[™]
HYPERLITE

IT'S WHAT YOU'RE INTO.

COMES WITH
EVERYTHING EXCEPT
THE EXTRA WEIGHT.



TOY HAULER

ROCK-SOLID![™] CONSTRUCTION | ROCK THE BOX![™] AUDIO SYSTEM
ULTRALIGHT RAMP DOOR | COOL ABS FRONT CAP | AWESOME INTERIORS



THE AVAILABLE FLAT PANEL LCD TV has a DVD player and is tied into the stereo system for awesome surround sound experience (consider charging admission).



OVERHEAD CABINETS are big enough for duffel bags, helmets and jumbo bags of fried pork rinds.



WITH ALL THIS COOL STUFF, IT SHOULD WEIGH A LOT MORE. SPOOKY.

Most half-ton trucks or SUVs can tow the Nitrous Hyperlite™. Starting at less than 5,000 lbs. dry weight, it's fully tatted ready to roll.

THE GALLEY is the coolest kitchen on wheels. The microwave with electronic touch pad makes quick work of heating up your cheese nachos. The refrigerator has plenty of room for food and beverages. And more beverages. Did we mention beverages?

Nitrous 230FS shown in the Obsidian interior with Silver wood finish.





ROCK THE BOX!™ AUDIO SYSTEM (available), lets the entire camp enjoy your musical stylings with 800 watts and seven speakers. It's even satellite and MP3 compatible.



THE PRIVATE BEDROOM SUITE holds a comfy queen size bed with hidden storage underneath for vacation essentials (select models).



THE BATHROOM with sink and shower is right off the bedroom. Handy.



Nitrous Hyperlite Advantages

- 1 **Aluminum Framed Laminated Subfloor** adds strength and is insulated to ensure interior comfort in every season.
- 2 **Killer Graphics** make your awesome rig stand out from those cheesy white boxes.
- 3 **Integrated Cam Door Locks** keep your stuff yours.
- 4 **Ramp Door** is extra-long and its non-skid sprayed-on surface makes loading easier.
- 5 **Smooth Fiberglass Walls** look good even when you treat them bad. Competitors wish they had this.
- 6 **One-Piece Formed Steel I-Beam Chassis** for added strength. No holes. No bolts.

NITROUS INTERIOR DECOR CHOICES



SILVER



PLANTATION CHERRY



WINDSOR BIRCH

BLUE STEEL

Living Room



Bedroom Room




OBSIDIAN

Living Room




Bedroom Room




SAHARA

Living Room



Bedroom Room




SHADOW

Living Room




Bedroom Room



ROCK-SOLID!™ CONSTRUCTION

BUILT MEGA-STURDY WITH AN ALUMINUM FRAME, SMOOTH LAMINATED WALLS, AND LAMINATED SUBFLOOR. LOOKS GOOD EVEN WHEN YOU TREAT IT BAD.



Drawing is for illustrative purpose only to highlight aspects of Nitrous construction. Actual RV design depends on model and is subject to change.

* For complete info see your Fleetwood dealer.

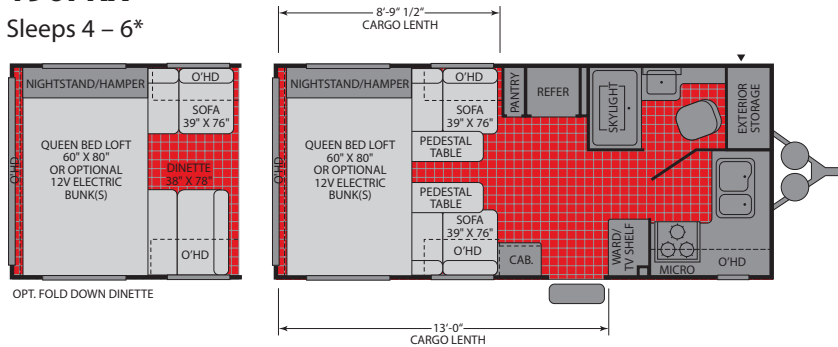
1. **SMOOTH GLOSS FIBERGLASS EXTERIOR SIDING** - More durable than aluminum siding, this glossy surface is easy-to-clean and adds beauty and structural integrity.
2. **AVAILABLE ABS FRONT CAP** - Aerodynamic and durable, but as important, it's impressive eye candy!
3. **ALUMINUM SIDEWALL STUDS** - Keeps weight down while providing structural integrity to the wall.
4. **ALUMINUM FLOOR JOISTS** - Provides light weight floor construction without compromising strength.
5. **ENGINEERED 3/8" OSB FLOORING** - Along with the lamination process, this dependable decking ensures an adequate foundation.
6. **COMMERCIAL GRADE VINYL FLOORING** - Heavy duty flooring, from the best name in residential flooring.
7. **SOLID BLOCK EPS (Expanded Polystyrene) INSULATION** - Provides additional strength and durability while insuring interior comfort in every season.
8. **ARCTIC WHITE SEAMLESS SYNTHETIC ROOF MEMBRANE** - Provides the ideal weather seal and is warranted for 12 years.*
9. **REINFORCED CAMBERED STEEL CHASSIS** - Provides optimal strength, durability, and towing safety.
10. **ENGINEERED RADIUSUED CEILING TRUSS** - Ensures strength and sufficient water runoff, while reducing weight.
11. **OSB ENGINEERED ROOF SUBSTRATE** - Designed to maximize strength and is sealed to ensure moisture resistance.
12. **WOOD SUBSTRATE** - Adds structural reinforcement to the exterior fiberglass panel.
13. **INTERIOR WALL PANEL** - Features a durable, easy-to-clean, decorative vinyl.
14. **UNDERBELLY** - Is a seamless, durable weather barrier.
15. **DIAMOND PLATE ROCK GUARD AND SKIRTING** - Killer looks, while helping to protect lower surfaces from flying gravel and debris.
16. **R-7 FIBERGLASS INSULATION** - Helps to ensure interior comfort in every season.



NITROUS FLOOR PLANS

190FKX

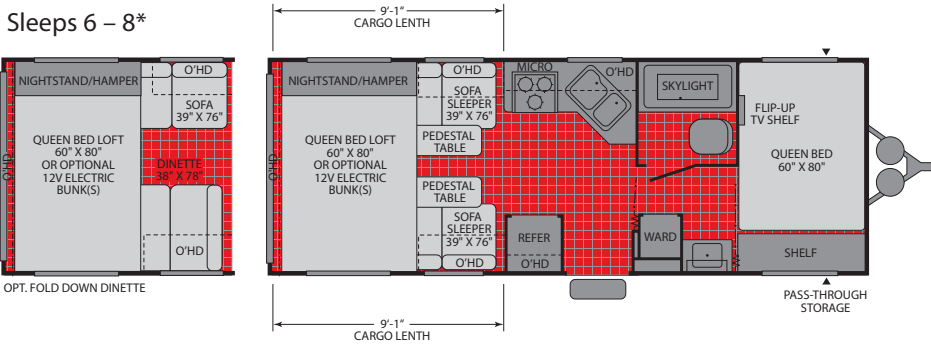
Sleeps 4 – 6*



THE CARPETED LUGGAGE COMPARTMENT has room for long, bulky gear – your water skis, your cooler, even the kitchen sink (but that’s already inside). And you can get your stuff from either side.

230FSX

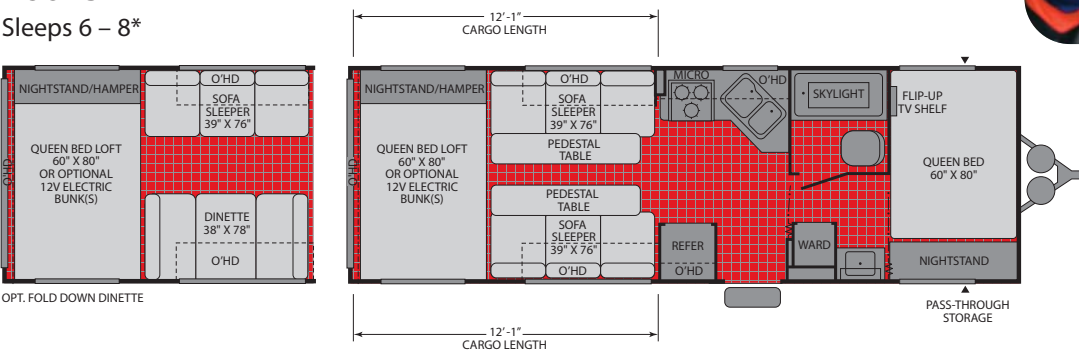
Sleeps 6 – 8*



THE ULTRALIGHT RAMP DOOR (shown with flip down extension) easy to open + integrated locks +1,500 lb.rating=forget about it!

260FSX


Sleeps 6 – 8*



THE EXTERIOR WASHER (available), with its pressurized nozzle, rinses the dust and mud off your rig, your toys, your dogs, whatever.

▲ = Exterior storage

* Sleeping capacity is a variable number and is affected by items such as size of occupant, options and floor plan. Some models are not available in all areas of the country. Please see your local dealer for model availability.



WEIGHTS AND MEASUREMENTS

NITROUS HYPERLITE	190FKX	230FSX	260FSX
WEIGHTS			
GVWR (lbs) ¹	7,700	8,400	9,000
Gross Dry Weight (lbs) ^{2,6}	4,130	4,734	5,449
Cargo Carrying Capacity (lbs) ^{3,6}	3,570	3,670	3,551
Hitch Dry Weight (lbs) ^{2,6,8}	488	727	764
DIMENSIONS & CAPACITIES			
Length (Feet & Inches) ^{5,6}	23' 3"	27' 2"	30' 7"
Height (Feet & Inches) ^{5,6}	11' 2"	11' 2"	11' 2"
Fresh Water Holding Tank (gal) ^{6,7}	100	100	100
Grey Water Holding Tank (gal) ^{6,7}	40	40	40
Black Water Holding Tank (gal) ^{6,7}	40	40	40
Propane Capacity (lbs) ^{6,7}	40	40	40
Tire Size (Load Range)	ST205/ 75R 14(C)	ST225/ 75R 15(D)	ST225/ 75R 15(D)

NITROUS HYPERLITE – FEATURES AND OPTIONS

<p>INTERIOR - THROUGHOUT</p> <ul style="list-style-type: none"> • 13,500 BTU Air Conditioner • 6-Gallon Propane/Direct Spark Ignition Water Heater with Bypass • Commercial Grade Vinyl Flooring • Flush Floor Cargo Tie-Downs • Full Systems Monitor Panel • Hydro Flame® Forced Air, Direct Spark Ignition Furnace with Thermostat • Décor Coordinated Removable Carpet Kit • Electric 12V Queen Size Loft Bunk w/Ladder & Privacy Curtain • Cable TV Hookup • Medicine Cabinet with Mirrored Door & Adjustable Shelves • TV Cabinet/Shelf (Select Models) <p>LIVING ROOM</p> <ul style="list-style-type: none"> • AM/FM/CD Stereo with 4 Ceiling Mounted Speakers • Facing Fold-Away Sofa Sleeper(s) • Built-In TV Compartment/Shelf <p>GALLEY</p> <ul style="list-style-type: none"> • Microwave with Electronic Touch Pad • 3-Burner Range with 16" Oven • 6 cu. ft. Double Door Refrigerator • 60/40 Sink • Built-In Spice Shelf • Range Hood with 12V Light & Exhaust Fan <p>BEDROOM</p> <ul style="list-style-type: none"> • Queen Size Bed with Under Bed Storage (Select Models) 	<ul style="list-style-type: none"> • Folding Privacy Door (Select Models) • Mini Blinds <p>BATHROOM</p> <ul style="list-style-type: none"> • ABS Tub and Shower Walls • Skylight • Lever Type Bath Door Handle • Towel Bars (2) and Ring • Power Exhaust Roof Vent <p>SAFETY/CONVENIENCE</p> <ul style="list-style-type: none"> • Carbon Monoxide Detector/Alarm • Fire Extinguisher • Propane Detector/Alarm • Smoke Detector/Alarm • 120V GFI Circuit Protection (Galley/Bath/Patio) • 120V Patio Receptacle • Amber Patio Light • Deep Tinted Safety Glass Windows • Lockable Storage Compartments <p>EXTERIOR – THROUGHOUT</p> <ul style="list-style-type: none"> • Smooth Gel Coat Fiberglass Sidewalls • Laminated Aluminum Sidewall and Main Floor Construction • Checkered Flag Patio Awning • Pumped up Exterior Graphics Package • Heavy Duty Walk On Roof w/ Cargo Rack and Ladder • Designed In Beavertail Departure Angle (Cargo Floor) • EZ Lift 7' 2" Ramp Door with Anti Skid Surface, Integrated Locking Hardware and Rubber Bump Stops 	<ul style="list-style-type: none"> • Exterior Washer with Pressurized Nozzle • Custom Chrome Wheels with FUEL Logo Center Caps • Base Camp Flood Lights (2) • Low Pressure Quick Disconnect Propane Bib • 100 Gal. Fresh Water Tank • Exterior Shower • Pet/Security Rings (2) • Seamless, One-Piece Rubber Roof • Scissor Stabilizer Jacks (4) • TV Antenna • Chassis Mount Spare Tire • Diamond Plate Skirting • 26" Entry Door with Safety Glass Window and Screen Door • Dual 5 Gallon (40 lb.) Propane Tanks • Propane Tank Cover (Travel Trailer Models) • E-Z Lube® Axles • Fully Insulated Walls with R-7 Rated Floors, Ceilings & Ramp Door • Integrated Dual Battery Rack • Quick Drain Knife Valve (Fresh Water Tank) <p>STORAGE</p> <ul style="list-style-type: none"> • Luggage Doors with Radius Corners • Carpeted Luggage Compartments • Power Cord Storage • Sewer Hose Storage <p>BODY STRUCTURE</p> <ul style="list-style-type: none"> • Cambered Chassis • Structural Steel I-Beam Main Rails 	<p>OPTIONS</p> <p>INTERIOR - THROUGHOUT</p> <ul style="list-style-type: none"> • Rock the Box!™ Audio Entertainment System: 800W - 7 Speaker, Satellite & MP3 Compatible Stereo System with Dedicated Power Converter & External Weather Resistant Controls • LCD Flat Screen TV with DVD Player • Ramp Screen Partition • Dual Electric 12V Loft Bunk with Fold Over Sofa (Most Models) • Flip-up Dinette <p>EXTERIOR – THROUGHOUT</p> <ul style="list-style-type: none"> • Aerodynamic ABS Front Cap with Integrated Propane Tank Cover • On Board 3-Gal. 125 psi Air Compressor with 25 ft. Hose • Aluminum Interior/Exterior Work Bench (Select Models) • Diamond Plate Flip Down Ramp Door Extension • Exterior Weather Resistant Speakers • 4.0 kW Generator (Onan®) with 20 Gal. Pump Station • Generator Ready with 20 Gal. Pump Station • Heated Holding Tanks • All New Custom Aluminum Wheels
---	--	--	---

1. GVWR (Gross Vehicle Weight Rating) is the maximum permissible weight of this trailer when fully loaded. It includes all weight at the trailer axle(s) and tongue or pin.

2. All dry weights are based on the standard model and do not include optional features or equipment.

3. Cargo Carrying Capacity is determined by subtracting Gross Dry Weight from GVWR. Cargo includes all fluids, optional features, equipment, and personal cargo.

4. Length measured from hitch or pin box to rear bumper (excludes accessories). Trailer length includes hitch; fifth wheel includes standard pin box.

5. Actual height may be lower, based on option offerings. Consult with your dealer to obtain actual height for the unit you are interested in.

6. Approximate.

7. Water weight equals 8.3 lbs per gallon. Propane weight equals 4.2 lbs per gallon.

8. Hitch weights are dependent upon how the trailer is equipped with options, on-board cargo and tank fluid levels. Actual hitch weights may be higher or lower than shown. It is recommended that the tow vehicle and hitch for your trailer have sufficient capacity to accommodate the GVWR of the selected trailer. Toy haulers are intended to have a concentrated load in the rear.

N/A = Not available at the time of printing.

Toy haulers feature a body width over 96" which will restrict your access to certain roads. Before purchasing, you should research any state and/or province road laws which may effect your usage.

IMPORTANT— PLEASE READ: Product information, photography and illustrations included in this publication were as accurate as possible at the time of printing. For further product information and changes, please visit our website at www.fleetwoodrv.com or contact your local Fleetwood dealer. Prices, materials, design and specifications are subject to change without notice. All weights, fuel, liquid capacities and dimensions are approximate. Fleetwood has designed its recreational vehicles to provide a variety of uses for customers. Each vehicle features optimal seating, sleeping, storage and fluid capacities. The user is responsible for selecting the proper combination of loads (i.e., equipment, fluids, cargo, etc.) to ensure that the vehicle's capacities are not exceeded.



WHY NITROUS?



PASSION

We're truly passionate about the RV lifestyle. Fleetwood was founded by RV enthusiasts, and that tradition continues today.



QUALITY

There's no cutting corners. Skilled craftsmen build every Fleetwood RV for maximum durability and longevity.



SERVICE

Help is nearby. When you need an upgrade or repair, you'll find facilities all across North America and more than 1,100 dealers ready to assist you.



WARRANTY

Exclusive RV Ownercare warranty. See your Fleetwood dealer for details.



TRUST

More people trust Fleetwood. After all, we've spent over 50 years perfecting RVs, earning the loyalty of generations of RVers.

CONTACT US

To locate a dealer near you, visit our website at www.fleetwoodrv.com or call 1-800-444-4905. We can also be contacted at Fleetwood Customer Relations, P.O. Box 1007, Decatur, IN 46733.

FLEETWOOD TRAVELCADE CLUB

As a Fleetwood owner, you're eligible to become a member of the Fleetwood Travelcade Club. It's a perfect way to meet other Fleetwood owners who love to travel across America and share in the RV lifestyle. Call (877) 577-2560 or visit our website at www.fleetwoodrv.com/owners_clubs to learn more and join the fun!

RV OWNERCARE*

See your local dealer for complete details.

IMPORTANT—PLEASE READ

Product information, photography and illustrations included in this publication were as accurate as possible at the time of printing. For further product information and changes, please visit our website at www.fleetwoodrv.com or contact your local Fleetwood dealer. Prices, materials, design and specifications are subject to change without notice. All weights, fuel, liquid capacities and dimensions are approximate. Fleetwood has designed its recreational vehicles to provide a variety of uses for customers. Each vehicle features optimal seating, sleeping, storage and fluid capacities. The user is responsible for selecting the proper combination of loads (i.e.: equipment, fluids, cargo, etc.) to ensure that the vehicle's capacities are not exceeded.

Your Local Fleetwood Dealer Is:



*For complete info see your Fleetwood dealer.

©2007. Fleetwood Enterprises, Inc. Printed in U.S.A.
1st Edition NI08B1 10/07.

TO OUR CUSTOMERS...

To make sure that you get the maximum satisfaction out of your recreational vehicle purchase, there are several things you should know:

1. Learn all you can about the travel trailer or fifth wheel you're planning to buy. Don't rely on word of mouth. Get the facts about the actual trailer length, width, unloaded weight with options, Gross Vehicle Weight Rating, and Cargo Carrying Capacity. These are usually available in the manufacturer's sales literature or from the Cargo Carrying Capacity Label located in each trailer. Be sure to check this information **before** you decide which unit to buy.

2. Verify the towing capacity of your tow vehicle. If you don't know, or aren't sure, you can ask at your automotive dealership. Be sure to match its tow rating to the loaded (not dry) weight of your trailer. Include the weight of water, additional accessories, clothing, food, and gear. To help Fleetwood travel trailer customers estimate this total weight, our Gross Vehicle Weight Ratings reflect the maximum weight of the trailer when fully loaded for camping. Be sure the weight of the tow vehicle plus the weight of your trailer do not exceed the Gross Combined Weight Rating of the tow vehicle.

Taking these simple steps before you buy will help ensure that your trailer and tow vehicle combination is just what you wanted.

See you on the trail!

treadlightly!
LEAVING A GOOD IMPRESSION



Fleetwood's Ultimate Extreme Line - brought to you by a group of dedicated RV professionals that understand and enjoy the toy hauler lifestyle as much as you do!

FLEETWOOD
Travel Trailer Division