

NITROUS™

NITROUS™
HYPERLITE

IT'S WHAT YOU'RE INTO.

COMES WITH
EVERYTHING EXCEPT
THE EXTRA WEIGHT.

TOY HAULER

ROCK-SOLID!™ CONSTRUCTION | ROCK THE BOX!™ AUDIO SYSTEM
ULTRALIGHT RAMP DOOR | COOL ABS FRONT CAP | AWESOME INTERIORS



THE AVAILABLE EXTERIOR WORKBENCH holds tools when you're putting your busted toys back together. Again.



OVERHEAD CABINETS are big enough for duffel bags, helmets and jumbo bags of fried pork rinds.



AVAILABLE ROCK THE BOX!™ SOUND SYSTEM includes 7 speakers providing awesome sound with great bass at volumes that can shake the leaves off trees.



THE AVAILABLE FLAT PANEL LCD TV has a DVD player and is tied into the stereo system for awesome surround sound experience. (Consider charging admission).

WITH ALL THIS COOL STUFF, IT SHOULD WEIGH A LOT MORE. SPOOKY.



Your half-ton truck or SUV really can tow the Nitrous Hyperlite.™ Starting at less than 5,000 lbs. dry weight, it's fully tatted and ready to roll.

< THE GALLEY is the coolest kitchen on wheels. Available in the awesome new décor called Alloy with sleek silver cabinets. A big stainless steel refrigerator has plenty of room for food and beverages. And more beverages. Did we mention beverages?

< Nitrous 230FSX shown in the Alloy interior.



THE FUELING STATION (available) holds 20 gallons of gas so you can refuel your toys without lugging heavy red cans around.



THE CARPETED LUGGAGE COMPARTMENT has room for long, bulky gear – your water skis, your cooler, even the kitchen sink (but that's already inside). And you can get your stuff from either side.



THE EXTERIOR WASHER (available), with its pressurized nozzle, rinses the dust and mud off your rig, your toys, your dogs, whatever.



THE ULTRALIGHT RAMP DOOR (shown with flip down extension) easy to open + integrated locks + 1,500 lb. rating = forget about it!



ON-BOARD AIR COMPRESSOR (available) inflates tires, toys and egos.



DOUBLE ELECTRIC-BUNK (available) provides a comfortable spot to grab some shut eye.



FLOODLIGHTS AND EXTERIOR SPEAKERS are weather resistant, so rainy days (and Mondays) won't always get you down.




< **THE PRIVATE BEDROOM SUITE** holds a comfy queen-size bed. Privacy is good.

< **THE BATHROOM** with sink and shower is right off the bedroom. Handy.

< **ROCK THE BOX!™ AUDIO SYSTEM** lets the entire camp enjoy your musical stylings with 720 watts and seven speakers. It's even satellite and MP3 ready.

ROCK-SOLID!™ CONSTRUCTION

BUILT MEGA-STURDY WITH AN ALUMINUM FRAME, SMOOTH LAMINATED WALLS, AND LAMINATED SUBFLOOR. LOOKS GOOD EVEN WHEN YOU TREAT IT BAD.



1. **SMOOTH FIBERGLASS EXTERIOR SIDING** - This glossy surface is easy to clean, and adds beauty and structural integrity.
2. **AVAILABLE ABS FRONT CAP** - Aerodynamic and durable, but just as important, it's impressive eye candy.
3. **ALUMINUM SIDEWALL STUDS** - Keeps weight down while providing structural integrity to the wall.
4. **ALUMINUM FLOOR JOISTS** - Provides lightweight floor construction without compromising strength.
5. **ENGINEERED 3/8" OSB FLOORING** - Along with the lamination process, this dependable decking ensures an adequate foundation.
6. **COMMERCIAL GRADE ARMSTRONG® VINYL FLOORING** - Heavy duty flooring, from the best name in residential flooring.
7. **SOLID BLOCK EPS (Expanded Polystyrene) INSULATION** - Provides additional strength and durability while ensuring interior comfort in every season.
8. **ONE-PIECE SEAMLESS SYNTHETIC RUBBER ROOF MEMBRANE** - Provides the ideal weather seal and is warranted for 12 years.
9. **R-7 FIBERGLASS INSULATION** - Helps to ensure interior comfort in every season.
10. **REINFORCED CAMBERED STEEL CHASSIS** - Provides optimal strength, durability and towing safety.
11. **ENGINEERED RADIUSED CEILING TRUSS** - Helps to ensure strength and sufficient water runoff, while reducing weight.
12. **OSB ENGINEERED ROOF SUBSTRATE** - Designed to maximize strength and sealed to ensure moisture resistance.
13. **WOOD SUBSTRATE** - Adds structural reinforcement to the exterior fiberglass panel.
14. **INTERIOR WALL PANEL** - Features a durable, easy to clean, decorative vinyl.
15. **UNDERBELLY** - Is a durable weather barrier.
16. **DIAMOND PLATE SKIRTING** - Looks cool, while helping to protect lower surfaces from flying gravel and debris.

Drawing is for illustrative purpose only to highlight aspects of Nitrous construction. Actual RV design depends on model and is subject to change.





Nitrous Hyperlite Advantages

- 1 **Smooth Fiberglass Walls** look good even when you treat them bad. Competitors wish they had this.
- 2 **Killer Graphics** make your awesome rig stand out from those cheesy white boxes.
- 3 **Integrated Cam Door Locks** keep your stuff yours.
- 4 **Ramp Door** is extra-long and its non-skid sprayed-on surface makes loading easier.
- 5 **Security Pet Attachments** keep Killer from mauling the poodle next door, and give you a handy place to lock up your toys.

NITROUS INTERIOR DECOR CHOICES




SILVER
(Alloy & Shockin' Blue)



CLEAR OAK
(Freestyle & Sand Dune)

ALLOY



- a SOFA & HEADBOARD
- b SOFA & DINETTE ACCENT
- c DINETTE CUSHIONS
- d BEDSPREAD

FREESTYLE



- a SOFA & HEADBOARD
- b DINETTE CUSHIONS
- c SOFA & DINETTE ACCENT
- d BEDSPREAD

SHOCKIN' BLUE



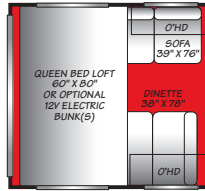
- a SOFA & HEADBOARD
- b SOFA & DINETTE ACCENT
- c DINETTE CUSHIONS
- d BEDSPREAD

SAND DUNE



- a SOFA & HEADBOARD
- b DINETTE CUSHIONS
- c SOFA & DINETTE ACCENT
- d BEDSPREAD

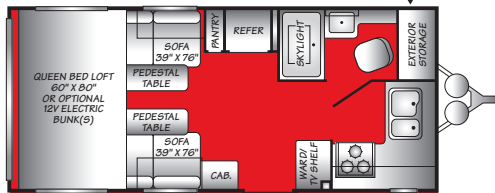
TRAVEL TRAILERS



190FKX
Sleeps 4 – 8

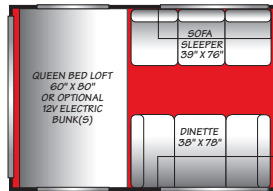
OPT. 833
FOLD DOWN DINETTE

8'-9 1/2" CARGO LENGTH



8'-9 1/2" CARGO LENGTH

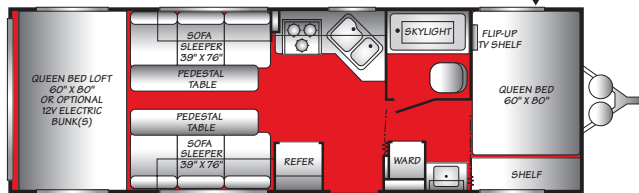
13'-0" CARGO LENGTH



260FSX
Sleeps 6 – 10

OPT. 833
FOLD DOWN DINETTE

12'-1" CARGO LENGTH



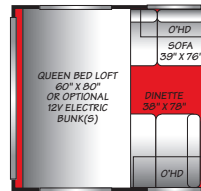
12'-1" CARGO LENGTH

PASS-THROUGH STORAGE

▲ = Exterior storage

Sleeping capacity is a variable number and is affected by items such as size of occupant, options and floor plan. Some models are not available in all areas of the country. Please see your local dealer for model availability.

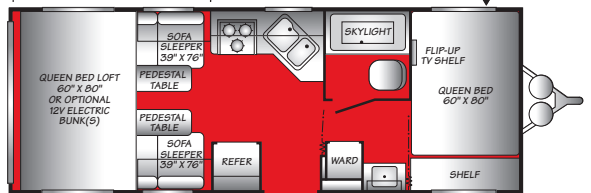
NITROUS FLOOR PLANS



230FSX
Sleeps 6 – 10

OPT. 833
FOLD DOWN DINETTE

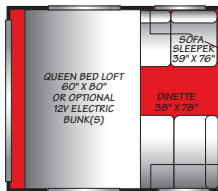
9'-1" CARGO LENGTH



9'-1" CARGO LENGTH

PASS-THROUGH STORAGE

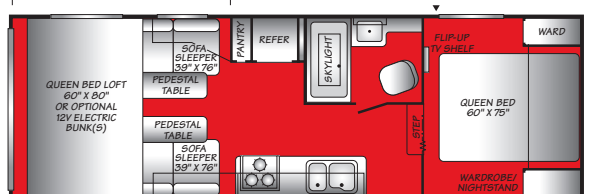
FIFTH WHEEL



265FSX
Sleeps 6 – 10

OPT. 833
FOLD DOWN DINETTE

9'-1" CARGO LENGTH



10'-2" CARGO LENGTH

PASS-THROUGH STORAGE

WEIGHTS AND MEASUREMENTS

NITROUS HYPERLITE	190FKX	230FSX	260FSX	265FSX (5th-Wheel)
WEIGHTS				
GVWR (lbs) ¹	7,700	8,400	9,000	10,000
Gross Dry Weight (lbs) ^{2,6}	4,130	4,734	5,449	5,518
Cargo Carrying Capacity (lbs) ^{3,6}	3,570	3,670	3,551	4,482
Hitch Dry Weight (lbs) ^{2,6,8}	488	727	764	1,430
DIMENSIONS & CAPACITIES				
Length (Feet & Inches) ^{4,6}	23' 3"	27' 2"	30' 7"	28' 3"
Height (Feet & Inches) ^{4,6}	11' 2"	11' 2"	11' 2"	11' 5"
Fresh Water Holding Tank (gal) ^{6,7}	100	100	100	100
Grey Water Holding Tank (gal) ^{6,7}	40	40	40	40
Black Water Holding Tank (gal) ^{6,7}	40	40	40	40
Propane Capacity (lbs) ^{6,7}	40	40	40	40
Tire Size (Load Range)	ST205/ 75R 14(C)	ST225/ 75R 15(D)	ST225/ 75R 15(D)	ST225/ 75R 15(D)

NITROUS HYPERLITE – FEATURES

INTERIOR

- 6-Gallon Propane/Direct Spark Ignition Water Heater w/Bypass
- Commercial Grade Vinyl Flooring
- Flush Floor Cargo Tie-Downs
- Full Systems Monitor Panel
- Hydroflame Forced Air, Direct Spark Ignition Furnace w/Thermostat

LIVING ROOM

- Facing Fold-Away Sofa Sleeper(s)
- Built-In TV Compartment

GALLEY

- 16" Maytag® 3-Burner (1 High- Output) Range w/Oven
- 6 cu. ft. Dometic® Double Door Refrigerator
- 60/40 Sink
- Built-In Spice Shelf
- Range Hood w/12V Light & Exhaust Fan

BEDROOM

- Folding Privacy Door (Select Models)
- Mini Blinds
- Queen Size Bed w/ Under Bed Storage (Select Models)

BATHROOM

- ABS Tub/Shower Walls
- Lever Bath Door Handle
- Towel Bars (2) and Ring

SAFETY/CONVENIENCE

- Carbon Monoxide Detector/Alarm
- Fire Extinguisher
- Propane Detector/Alarm
- Smoke Detector/Alarm

EXTERIOR

- 26" Entry Door, Safety Glass Window w/Screen Door
- 7' 2" Ramp Door Length w/Protective Stop Bumpers
- Dual 5 Gallon (30 lb.) Propane Tanks
- EZ-Lube Axles
- Fully Insulated Walls w/R-7 Rated Floors, Ceilings & Ramp Door
- Integrated Dual Battery Rack
- Non-Skid Ramp Door Surface
- Locking Cam Style Ramp Door Hardware
- Pet/Security Attachment (2)
- Propane Tank Cover
- Quick Drain Knife Valve (Fresh Water Tank)
- Seamless, One-Piece Rubber Roof
- Low Pressure Quick Disconnect Propane Bib

SAFETY/CONVENIENCE

- 120V GFI Circuit Protection (Galley/Bath/Patio)
- 120V Patio Receptacle
- Amber Patio Light
- Safety Glass Windows

BODY STRUCTURE

- Cambered Chassis
- Structural Steel I-Beam Main Rails

STORAGE

- Luggage Doors w/ Radius Corners
- Ozite Carpeted Luggage Compartments
- Power Cord Storage
- Sewer Hose Storage

OPTIONS

- LCD Flat Screen TV
- Rock the Box!™ Audio Entertainment System (720W - 7 Speaker, Satellite & MP3 Ready Stereo System w/Dedicated Power Converter & External Controls)
- Electric 12V Loft Bunk(s)
- 4.0 kW Generator (Onan®)
- 4.0 kW Generator (Onan®) w/20 Gal. Pump Station
- Integrated 3-Gal. Air Compressor w/25 ft. Hose
- Exterior Weather Resistant Speakers
- Interior/Exterior Work Bench (Removable) (Select Models)
- 20 Gal. Pump Station
- Aerodynamic ABS Front Cap w/Propane Tank Cover
- Flip-up Dinettes

INTERIOR VALUE PACKAGE

- 13,500 BTU Air Conditioner
- Microwave w/Electronic Touch Pad
- AM/FM/CD Stereo w/4 Speakers
- Decor Coordinated Removable Carpet Kit

- Strut Assisted Overhead Loft w/ Queen Size Futon, Bunk Ladder & Privacy Curtain
- Medicine Cabinet w/ Mirrored Door & Adjustable Shelves
- Power Exhaust Roof Vent in Bathroom
- Skylight
- Cable TV Hookup
- TV Cabinet/Shelf (Select Models)
- Satellite Antenna Ready

EXTERIOR VALUE PACKAGE

- Smooth Fiberglass Laminated Aluminum Sidewalls and Main Floor Construction
- Checkered Flag Patio Awning
- Pumped up Exterior Graphics Package
- Heavy Duty Walk On Roof w/Cargo Rack and Ladder
- Beavertail Departure Angle (Cargo Floor)
- EZ Lift Ramp Door w/Integrated Locking Hardware
- Exterior Washer w/Pressurized Nozzle
- Custom Chrome Wheels w/Nitrous Logo Center Caps
- 100 Gal. Fresh Water Tank
- Scissor Stabilizer Jacks
- TV Antenna
- Exterior Shower
- Chassis Mount Spare Tire (Radial)
- Diamond Plate Skirting
- Base Camp Flood Lights (2)

1. GVWR (Gross Vehicle Weight Rating) is the maximum permissible weight of this trailer when fully loaded. It includes all weight at the trailer axle(s) and tongue or pin.
2. All dry weights are based on the standard model and do not include optional features or equipment.
3. Cargo Carrying Capacity is determined by subtracting Gross Dry Weight from GVWR. Cargo Carrying Capacity includes all fluids, optional features, equipment, and personal cargo.
4. Length taken from hitch or pin box to rear bumper (excludes accessories). Trailer length includes hitch; fifth wheel includes standard pin box.
5. Actual height may be lower, based on option offerings. Consult with your dealer to obtain actual height for the unit you are interested in.

6. Approximate.
 7. Water weight equals 8.3 lbs. per gallon. Propane weight equals 4.2 lbs per gallon.
 8. Hitch weights are dependent upon how the trailer is equipped with options, on-board cargo and tank fluid levels. Actual hitch weights may be higher or lower than shown. It is recommended that the tow vehicle and hitch for your trailer have sufficient capacity to accommodate actual usage.
- * = Estimated weights.

Toy haulers feature a body width over 96" which will restrict your access to certain roads. Before purchasing, you should research any state and/or province road laws which may affect your usage.

IMPORTANT—PLEASE READ
Product information, photography and illustrations included in this publication were as accurate as possible at the time of printing. For further product information and changes, please visit our website at www.fleetwoodrv.com or contact your local Fleetwood dealer. Prices, materials, design and specifications are subject to change without notice. All weights, fuel, liquid capacities and dimensions are approximate. Fleetwood has designed its recreational vehicles to provide a variety of uses for customers. Each vehicle features optimal seating, sleeping, storage and fluid capacities. The user is responsible for selecting the proper combination of loads (i.e.: equipment, fluids, cargo, etc.) to ensure that the vehicle's capacities are not exceeded.

S = Standard O = Optional

WHY NITROUS?



PASSION

We're truly passionate about the RV lifestyle. Fleetwood was founded by RV enthusiasts, and that tradition continues today.



QUALITY

There's no cutting corners. Skilled craftsmen build every Fleetwood RV for maximum durability and longevity.



SERVICE

Help is nearby. When you need an upgrade or repair, you'll find facilities all across North America and more than 1,100 dealers ready to assist you.



WARRANTY

Exclusive RV Ownercare warranty. See your Fleetwood dealer for details.



TRUST

More people trust Fleetwood. After all, we've spent over 50 years perfecting RVs, earning the loyalty of generations of RVers.

CONTACT US

To locate a dealer near you, visit our website at www.fleetwoodrv.com or call 1-800-444-4905. We can also be contacted at Fleetwood Customer Relations, P.O. Box 1007, Decatur, IN 46733.

FLEETWOOD TRAVELCADE CLUB

As a Fleetwood owner, you're eligible to become a member of the Fleetwood Travelcade Club. It's a perfect way to meet other Fleetwood owners who love to travel across America and share in the RV lifestyle. Call (877) 577-2560 or visit our website at www.fleetwoodrv.com/owners_clubs to learn more and join the fun!

RV OWNERCARE*

See your local dealer for complete details.

IMPORTANT—PLEASE READ

Product information, photography and illustrations included in this publication were as accurate as possible at the time of printing. For further product information and changes, please visit our website at www.fleetwoodrv.com or contact your local Fleetwood dealer. Prices, materials, design and specifications are subject to change without notice. All weights, fuel, liquid capacities and dimensions are approximate. Fleetwood has designed its recreational vehicles to provide a variety of uses for customers. Each vehicle features optimal seating, sleeping, storage and fluid capacities. The user is responsible for selecting the proper combination of loads (i.e.: equipment, fluids, cargo, etc.) to ensure that the vehicle's capacities are not exceeded.

Your Local Fleetwood Dealer Is:



*For complete info see your Fleetwood dealer.

©2006. Fleetwood Enterprises, Inc. Printed in U.S.A.
2nd Edition NI07B2 11/06.

TO OUR CUSTOMERS...

To make sure that you get the maximum satisfaction out of your recreational vehicle purchase, there are several things you should know:

1. Learn all you can about the travel trailer or fifth wheel you're planning to buy. Don't rely on word of mouth. Get the facts about the actual trailer length, width, unloaded weight with options, Gross Vehicle Weight Rating, and Cargo Carrying Capacity. These are usually available in the manufacturer's sales literature or from the Cargo Carrying Capacity Label located in each trailer. Be sure to check this information **before** you decide which unit to buy.

2. Verify the towing capacity of your tow vehicle. If you don't know, or aren't sure, you can ask at your automotive dealership. Be sure to match its tow rating to the loaded (not dry) weight of your trailer. Include the weight of water, additional accessories, clothing, food, and gear. To help Fleetwood travel trailer customers estimate this total weight, our Gross Vehicle Weight Ratings reflect the maximum weight of the trailer when fully loaded for camping. Be sure the weight of the tow vehicle plus the weight of your trailer do not exceed the Gross Combined Weight Rating of the tow vehicle.

Taking these simple steps before you buy will help ensure that your trailer and tow vehicle combination is just what you wanted.

See you on the trail!

tread lightly!

LEAVING A GOOD IMPRESSION



Fleetwood's Ultimate Extreme Line - brought to you by a group of dedicated RV professionals that understand and enjoy the toy hauler lifestyle as much as you do!

FLEETWOOD
Travel Trailer Division