



Providence

Nothing is impossible.



PROVIDENCE-Class A Diesel-2006

350HP



THIS TIME IS YOURS. REVEL
IN THE MOMENT AND LET YOUR
TRUE COLORS SHOW. WHY
WHISPER WHEN YOU CAN SCREAM?
WHY JUST TRAVEL WHEN
YOU CAN ADVENTURE? IT'S ALL UP
TO YOU. TAKE ADVANTAGE.





Providence, 39L shown with Sand interior decor and Plantation Cherry wood finish.

Room to Enjoy.

Providence has lots to enjoy with it's stylish design and luxurious accommodations. Traveling takes on new meaning in this sophisticated RV, boasting tall 7' ceilings for a spacious atmosphere wherever you are. Enjoy the living area, with comfortable

Ultraleather™ Flexsteel® furniture with a lifetime warranty on the frame providing a high-end luxurious atmosphere while you explore the road. Triple and quad slide-out options give you more room to travel in comfort. Take advantage of this truly remarkable RV.



OVERHEAD STORAGE

is an ideal place to keep board games, books or anything else for your travels.

CENTRAL VACUUM

is a very convenient feature to have handy for cleaning up quickly (optional).



OPTIONAL FREE-STANDING DINETTE TABLE AND CHAIRS

seat four comfortably thanks to the addition of its removable center leaf (shown here). Two additional chairs are provided to seat six.



FRONT ENTERTAINMENT CENTER

includes a 27" flat screen TV with a combo VCR/DVD player with a surround-sound home theater system for the ultimate entertainment experience.

SOFA SLEEPER

(optional) features a comfortable air mattress for a good night's rest, and luxurious Ultraleather™ that is stain resistant and easy to clean.

Providence

Five Stars.

You really can enjoy a four star meal, thanks to Providence's well appointed galley. The large Norcold® stainless steel refrigerator not only looks great, but is the perfect place for storing food, and comes standard with an anti-frost feature. You can prepare almost anything thanks to a

high output 3-burner stove, and a powerful convection microwave oven, capable of cooking steaks, fish or a whole chicken in a fraction of the time compared to an oven. A premium residential grade stainless steel double sink makes for easy clean up while looking fantastic.



THE PULL-OUT GALLEY EXTENSION conveniently locks in place and expands your workspace in the galley when you're preparing a meal.

SOLID SURFACE COUNTERTOPS look great, are non-porous, easy to clean and are scratch and stain resistant.

RETRACTABLE WAND FAUCET features elegantly designed single-lever control with dispensers for soap and hand lotion.

OVERHEAD STORAGE IN THE GALLEY features adjustable shelving and are deep enough to accommodate full-size plates. The shelves are lined to prevent scratching the cabinets.

UNDER SINK STORAGE features convenient pull-out baskets for easy access to your cleaning supplies.

THE PANTRY features pull-out baskets for convenient loading and unloading of your non-perishable goods (select models).







Absolute Comfort.

A good night's sleep is always enjoyable in Providence's luxurious bedroom. Feel pampered by the Restonic® queen-size pillow top innerspring mattress for the ultimate in comfort. Fashionable decor including deluxe fabrics for the matching bedspread and pillows shams

give the bedroom a high end feel, while beautiful wood cabinetry, night stands and reading lights make the bedroom feel like a plush hotel suite. In the bathroom, enjoy residential accommodations like a stainless steel sink and elegant solid surface countertops.



A MIRRORED DOOR WARDROBE comes equipped with lighting, residential racks, wide organizers and is ventilated and lined with cedar to keep clothes smelling fresh and moth-free.



THE BEDROOM WINDOW SEAT is a comfortable place to relax, and features underneath storage for extra linens or towels (available on select floor plans).



THE ELEGANT GLASS ENCLOSED SHOWER features a skylight and integrated towel racks just like home.



A 20" FLAT SCREEN TV conveniently swivels to your liking for comfortable viewing.

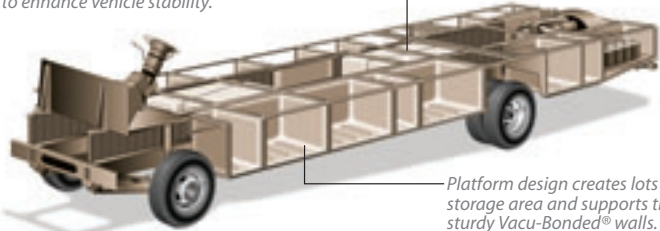


THE WASHER/DRYER COMBO (optional) makes laundry a breeze, and is concealed in a cabinet.

Providence

Holding tanks are positioned in the bottom center of the platform to enhance vehicle stability.

Holding tanks are enclosed between the upper and lower basement floors. This allows them to be heated to prevent freezing in cold weather.



Platform design creates lots of storage area and supports the sturdy Vacu-Bonded® walls.

POWER PLATFORM CONSTRUCTION

Fleetwood's patented Power Platform begins with two 10-in. steel I-beams welded lengthwise to the chassis. From the beams, steel outriggers extend outward. Together, they create a basement for fluid tanks and storage while supporting the floor, walls and roof with a rigid metal frame. This complements the chassis to make it even stronger.

* Drawings are for illustrative purpose only to highlight aspects of motor home construction. Actual motor home design depends on model and is subject to change.

A 2 STAGE DUPONT® PAINT PROCESS

(full-paint is standard) is carefully applied for maximum durability and a sleek exterior look. This process ensures only the best in quality and appearance.

DUAL AIR CONDITIONING UNITS

Providence™ has maximum cooling capacity and plenty of storage because its A/C units are mounted on the roof and not in the basement.



THE EXTERIOR SPOTLIGHT (optional) is a great feature to provide additional light at night when exploring your surroundings.

4 POINT AUTOMATIC LEVELING SYSTEM

levels your Providence while parked with a one-button push, or a do-it-yourself manual override.

STORAGE COMPARTMENTS

are lighted and include single paddle metal latches, gas-lift strut supports, stainless-steel hinges and insulated aluminum doors.

Vehicle shown in Mocha exterior graphics.



EZ STORE COMPARTMENTS

move with the slide-out for convenient use, and are lined with a special polyethylene material that is stain resistant and easy to clean. For '06 the compartment door is wider making it easier to store and access larger items.

OPTIONAL PULL-OUT GRILL

and kitchenette will make you the hit of the campground. Burgers and drinks anyone?

STYLISH WRAP-AROUND DASH

features tilt and telescoping steering wheel for your convenience, read-at-a-glance gauges and easy-to-reach controls. A 6-Disc CD player with Sirius® satellite radio are optional (6 month subscription is included).

350 HP CATERPILLAR® C7 DIESEL ENGINE makes hill climbing and towing easier.

EXTERIOR ENTERTAINMENT CENTER (optional) features an AM/FM radio with CD player and a 20" TV on a convenient pull out shelf.

KEYLESS REMOTE ENTRY is a very convenient feature that makes locking and unlocking your RV easy as the push of a button.

THE TRIP METER features convenient indicator lights that monitor gas mileage, fuel efficiency, engine levels, temperature and oil pressure.

THREE EXTERIORS, THREE INTERIORS. THE CHOICE IS YOURS.

For 2006, mix and match from three full-body paint exterior graphics and three interior fabric motifs—With each interior, you can choose from one of three wood finishes. 27 combinations in all.

PROVIDENCE EXTERIOR COLOR CHOICES



Mocha



Iron



White Diamond

PROVIDENCE INTERIOR COLOR CHOICES

SUNSTONE

Living/Dining Room




Dinette Cushions & Throw Pillows

Throw Pillows

Ultraleather™ Sofa, Driver & Front Passenger Seats

Bedroom




Bedspread

Pillow Shams

Throw Pillows

SLATE

Living/Dining Room




Dinette Cushions & Throw Pillows

Throw Pillows

Ultraleather™ Sofa, Driver & Front Passenger Seats

Bedroom



Bedspread

Pillow Shams

Throw Pillows

SAND

Living/Dining Room



Dinette Cushions & Throw Pillows

Throw Pillows

Ultraleather™ Sofa, Driver & Front Passenger Seats

Bedroom



Bedspread

Pillow Shams

Throw Pillows

INTERIOR WOOD FINISHES



Plantation Cherry

Fairfield Maple

Anderson Walnut

What Drives You?

Maybe it's feeling like you're the only one on Earth. Perhaps it's the unique sense of closeness with the great outdoors. Or, it might be the joy that comes from spending quality time with family and friends. Whatever the reason, we know that you have a strong drive to experience everything that comes with spending time on the road. And for more than 50 years, we've shared that passion with you. Because we're RV enthusiasts ourselves, you can see our passion in the vehicles we design and build. Own a Fleetwood, and you'll feel like you're not just traveling, but embarking on an experience unlike any other. Set your own course for adventure and get out there and explore the world around you. Once you do, you'll see what it is that drives us — it's you.

RV OWNERCARE* is a limited one-year/15,000-mile coach warranty and three-year/50,000-mile structural warranty, whichever occurs first, and it is fully transferable for the first 12 months. RV OWNERCARE is one of the RV industry's most comprehensive programs and includes systems, appliances, components and construction, with no deductible and no service charge. RV OWNERCARE coverage is provided from a company that will be around in the future to service your needs. See your nearest Fleetwood dealer for a full explanation of benefits and restrictions.

FLEETWOOD TRAVELCADE CLUB As a Fleetwood owner, you're eligible to become a member of our owners' group, Fleetwood Travelcade Club. It's a perfect way to meet other Fleetwood owners who love to travel across America and share in the RV lifestyle. Call (877) 577-2560 and join the fun! Or visit www.fleetwood.com/clubs to learn more.

FLEETWOODRV.COM To locate a dealer near you, visit our website or call 1-800-444-4905. We can also be contacted at Fleetwood Customer Relations, P.O. Box 7638, Riverside, CA 92513-7638.

IMPORTANT—PLEASE READ Product information, photography and illustrations included in this publication were as accurate as possible at the time of printing. For further product information and changes, please visit our website at www.fleetwoodrv.com or contact your local Fleetwood dealer. Prices, materials, design and specifications are subject to change without notice. All weights, fuel, liquid capacities and dimensions are approximate. Fleetwood has designed its recreational vehicles to provide a variety of uses for customers. Each vehicle features optimal seating, sleeping, storage and fluid capacities. The user is responsible for selecting the proper combination of loads (i.e.: occupants, equipment, fluids, cargo, etc.) to ensure that the vehicle's capacities are not exceeded.

Your local Fleetwood dealer is:



www.fleetwoodrv.com

*For complete info see your Fleetwood dealer. ©2005, Fleetwood Enterprises, Inc. Printed in the USA. Inventory control number PRO06B1 5/05.

