

Make it a time to remember



MALLARD

M
A
L
L
A
R
D

FLEETWOOD RV

Travel Trailers and Fifth Wheels



Specifications

MALLARD LITE & MALLARD MODELS	20 N Lite	25 J Lite	25 Z Lite	27 H	28 X	29 Y	30 E
GVWR (Gross Vehicle Weight Rating) (lbs.) ¹	5,700	6,800	5,900	7,500	7,300	7,200	7,500
Gross Dry Weight (lbs.) ^{2,6}	3,510	4,091	3,920	5,088	4,433	4,541	4,866
Maximum Carrying Capacity (lbs.) ^{3,6}	2,190	2,709	1,980	2,412	2,867	2,659	2,634
Hitch Dry Weight (lbs.) ^{2,6}	430	562	472	625	550	595	615
Length (' and ") ^{4,6,8}	20' 11"	25' 11"	25' 11"	27' 11"	28' 11"	29' 11"	30' 11"
Height (' and ") ^{5,6}	9' 2"	9' 2"	9' 2"	10' 1"	9' 11"	9' 11"	9' 11"
Tire Size	14"(B)	14"(C)	14"(B)	15"(C)	15"(C)	15"(C)	15"(C)
Fresh Water Holding Tank (gal.) ^{6,7}	40	40	40	40	40	40	40
Gray Water Holding Tank (gal.) ^{6,7}	40	40	40	40	40	40	40
Black Water Holding Tank (gal.) ^{6,7}	40	40	40	40	40	40	40
LPG Capacity (lbs.) ^{6,7}	60	60	60	60	60	60	60

MALLARD LITE & MALLARD MODELS	30 N	33 Z	39 D	39 L	24 5M Lite	26 5H	30 5S
GVWR (Gross Vehicle Weight Rating) (lbs.) ¹	8,700	9,100	11,000	11,000	7,600	8,250	10,200
Gross Dry Weight (lbs.) ^{2,6}	6,095	6,344	7,228	7,628	5,255	5,702	6,765
Maximum Carrying Capacity (lbs.) ^{3,6}	2,605	2,756	3,772	3,372	2,345	2,548	3,435
Hitch Dry Weight (lbs.) ^{2,6}	891	855	920	757	870	1,162	1,317
Length (' and ") ^{4,6,8}	30' 11"	33' 11"	39' 8"	39' 8"	24' 11"	26' 11"	30' 11"
Height (' and ") ^{5,6}	10' 1"	9' 11"	9' 11"	9' 11"	11' 7"	11' 7"	11' 5"
Tire Size	15"(C)	15"(C)	15"(D)	15"(D)	15"(C)	15"(C)	15"(D)
Fresh Water Holding Tank (gal.) ^{6,7}	40	40	40	40	40	40	40
Gray Water Holding Tank (gal.) ^{6,7}	20/40	40	40	40	40	40	40
Black Water Holding Tank (gal.) ^{6,7}	40	40	40	40	40	40	40
LPG Capacity (lbs.) ^{6,7}	60	60	60	60	60	60	60

1 (Gross Vehicle Weight Rating) is the maximum permissible weight of this trailer when fully loaded. It includes all weight at the trailer axle(s) and tongue or pin.

2 All dry weights are based on the standard model and do not include optional features or equipment.

3 Maximum Carrying Capacity is determined by subtracting Gross Dry Weight from GVWR. Maximum Carrying Capacity includes all fluids, optional features, equipment, and personal cargo.

4 Trailer length includes 3' 6" for hitch; fifth wheel includes standard pin box.

5 Add 9" if equipped with optional roof air conditioner.

6 Approximate.

7 Water weight equals 8.3 lbs per gallon. LPG weight equals 4.5 lbs per gallon.

8 Add 10" if equipped with optional spare tire and carrier.

N/A - Not available at time of printing.

IMPORTANT—PLEASE READ: Product information, photography and illustrations included in this publication were as accurate as possible at the time of printing. For further product information and changes, please visit our website at www.fleetwoodrv.com or contact your local Fleetwood dealer. Prices, materials, design and specifications are subject to change without notice. All weights, fuel, liquid capacities and dimensions are approximate. Fleetwood has designed its recreational vehicles to provide a variety of uses for its customers. Each vehicle features optimal seating, sleeping, storage and fluid capacities. The user is responsible for selecting the proper combination of loads (i.e. occupants, equipment, fluids, cargo, etc.) to ensure that the vehicle's capacities are not exceeded.

LIVABILITY

92 5/8" Interior Width
Double-Light Fixtures Throughout
Contoured Cabinet Treatments - Radius Styling
Light Colored Interior Wall Coverings
Large TV Location (Most Models)
Large Cabinet Doors
Lift-Up Bed Platform w/Below Bed Storage (Most Models)
Bedside Nightstand (Most Models)
Wardrobes Accommodate Residential Size Clothes Hangers

EXTERIOR

Arctic White Gloss Exterior Metal Finish
Structural I-beam Cambered Chassis
Rear Bumper w/Sewer Hose Carrier
Locking, Insulated Luggage Doors
One-Piece Seamless Rubber Roof
Radius Aluminum Sidewall Skirting (Most Models)
Roto-Molded Wheel Well Skirts (Most Models)
Baked Enamel Color Band
R-7 Insulation
30" Wide Main Entry Door w/Window (Most Models)
Flush Mount Entry Door Latch w/Dead Bolt Lock
Reinforced Screen Door w/Kick Panel
Radius Truss Roof Rafters
Radius Corner Windows
Hitch Light
Patio Light - Interior Switch
Welded, Dual Battery Rack (Travel Trailer Models Only)
Waste Tank Single-Point Termination Valve
Sub-Floor Fresh Water Holding Tank

INTERIOR

Overhead Dinette Storage Cabinet
Innerspring Mattress
Decor Wall Border
Decor-Coordinated Bedspread
Miniblinds Throughout (Except Bunk Windows)
Bedroom Headboards (Most Models)
Raised Panel Overhead Cabinet Doors

GALLEY

Residential Height Galley Countertops
Half-Shelf Storage, Below Sink
Trash Can Inside Cabinet (Most Models)
Double Bowl Stainless Steel Galley Sink
Built-in Knife Rack
Overhead Storage Cabinet Above Sink
Pantry w/Adjustable Shelves (Most Models)

BATH

One-Piece Tub/Shower Walls w/Molded Soap Dish (Except Garden Tub)
Medicine Cabinet w/Mirrored Door
Wall-Mounted Bathroom Vanity Mirror (Most Models)
Thetford® Fresh Water Flush Toilet
12V Power Exhaust Roof Vent
Wall-Switched Ceiling Light
Towel Bar

APPLIANCES/EQUIPMENT

Dometic® Double Door LPG/Electric Refrigerator
Magic Chef® 3-Burner (1 High-Output), Range w/Oven
hydroflame® Forced Air, D.S.I. Furnace w/Thermostat
Range Hood w/12V Light and Exhaust Fan
Wall-Mounted Systems Monitor Panel
In-Floor Rigid Furnace Ducting (Most Models)
In-Ceiling Rigid Air Conditioner Ducting (Most Models)
6-Gallon LP Gas Water Heater
Dual 7-Gallon LPG Cylinders w/Regulator & Auto-Changeover

ELECTRICAL

Solid State Converter w/Built-in Battery Charger
120V Central Electrical Panel
120V Patio Receptacle
Cable TV Hook-Up
Prewired for Roof Air Conditioner
Prewired for Microwave Oven
Prewired for Stereo and Speakers
Prewired for TV Antenna
Wall-Switched Interior Lights

SAFETY

Fire Extinguisher
Smoke Detector/Alarm
LP Gas Leak Detector/Alarm
120-Volt GFI Circuit Protection (Galley/Bath/Patio)
4-Wheel Electric Brakes
Radiused, Retractable Entry Step w/Non-Skid Strip
Break-Away Emergency Disconnect Brake

MALLARD OPTIONAL FEATURES

Exterior Shower
Stereo AM/FM Cassette
Stereo AM/FM CD Player
TV Antenna
Microwave Oven
LPG DSI 6-Gallon Water Heater
13.5M Air Conditioner
Awning
Tinted Safety Glass Windows
Spare Tire
Free Standing Chair (Some Models)
Bedroom Carpet (Most Models)
Living Room Carpet (Most Models)

INTERIOR DECOR OPTIONS

Blue
Green
Grey

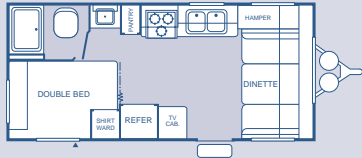
See dealer for complete information on all available options.



Mallard is **the** choice in affordable travel trailers and fifth wheels—designed with more interior living space, engineered for towing ease and constructed by skilled craftsmen. Plus, Mallard has the industry's best support network—from service dealers to warranty. Make Mallard your choice.

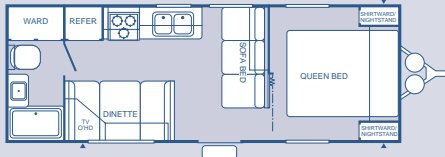
LITE MODELS

20 N

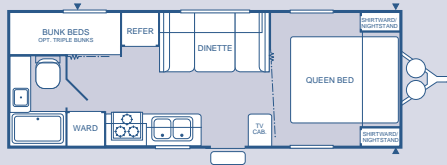


Option: B1 (Please see Additional Options chart)

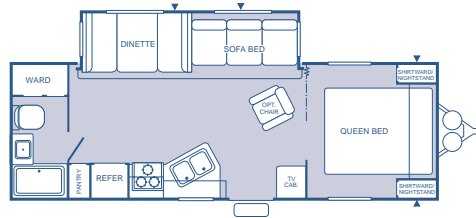
25 J



25 Z



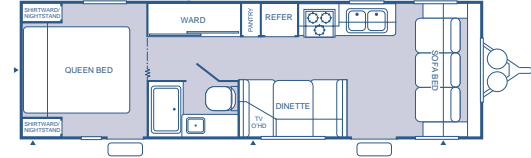
27 H



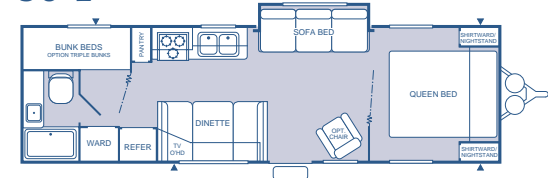
28 X



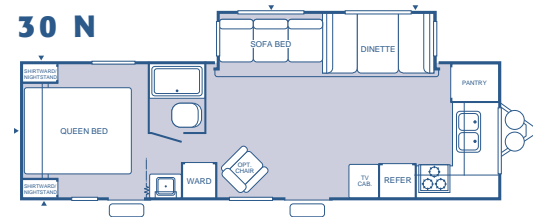
29 Y



30 E



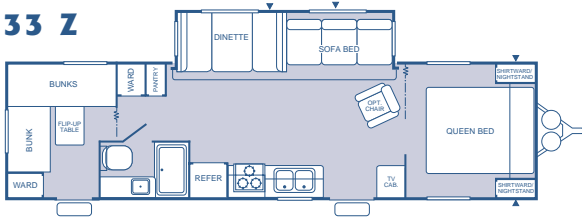
30 N



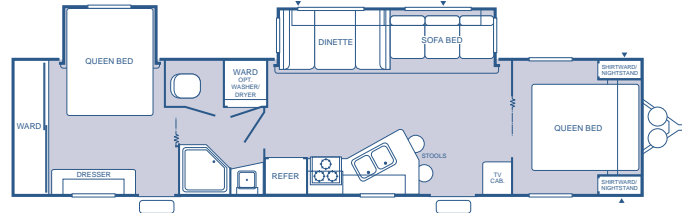
Some models are not available in all areas of the country. Please see your local dealer for model availability.

▲ = Exterior Storage

33 Z

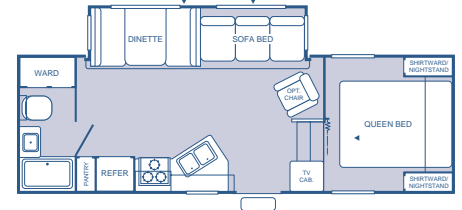


39 L



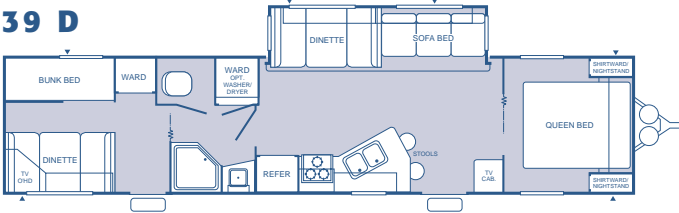
Option: B7, B8 D1, G1, L1, L2
(Please see Additional Options chart)

26 5H
Fifth Wheel



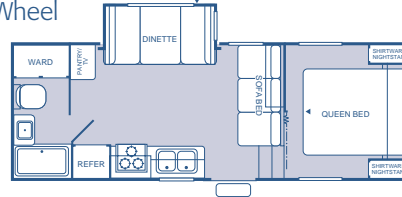
LITE MODEL

39 D

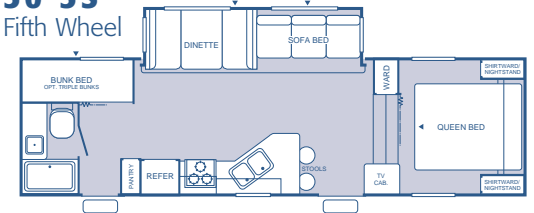


Option: B4, B5, B7, B8, G1, L1, L2
(Please see Additional Options chart)

24 5M
Fifth Wheel

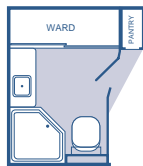


30 5S
Fifth Wheel

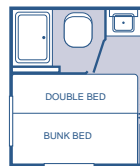


Option: A1
(Please see Additional Options chart)

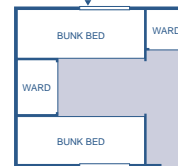
Additional Options Available



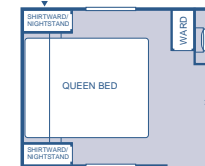
Option: A1
Alternate Bath



Option: B1
Double Bed
w/Bunk



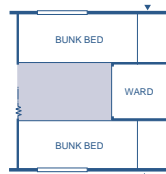
Option: B4
Rear Bunk Beds



Option: B5
Queen Bed



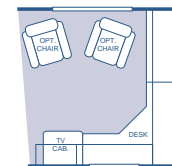
Option: B7
Front Bunk/Dining
Combo



Option: B8
Front Bunk Beds



Option: G1
Residential
Refrigerator



Option: L1
Den



Option: L2
Sliding Doors

DARE TO COMPARE!!



	<u>Fleetwood RV</u>	<u>Others</u>
Over 50 Years of RV Building Experience	✓	_____
2-Year Full Warranty (Not Limited)	✓	_____
Brand Name Appliances	✓	_____
Toll Free 800 Number for Customer Service	✓	_____



Visit our website at fleetwoodrv.com and join the fun!
(877) 577-2560



Featuring Fleetwood RV branded clothing and products. **Click and Shop!**

RV OWNERCARE THE FLEETWOOD RV TWO-YEAR HITCH TO BUMPER WARRANTY COVERAGE *

This comprehensive program includes systems, appliances, components and construction—with no additional costs to you.



TWO-YEAR FULL WARRANTY*

Leaving the Fleetwood RV dealership after you've purchased your RV doesn't mean leaving Fleetwood's commitment to your satisfaction behind. This complete warranty is unique because it's just that—complete. Some competitive brands only support a one-year warranty and most are limited. Be sure to check.

FULLY TRANSFERABLE*

Because we don't hesitate to stand behind our products, the complete **warranty is fully transferable** during the 24-months of warranty coverage, which is a plus for resale value.

NATIONAL COVERAGE

Traveling to Spokane? Buffalo? We've got you covered with one of the nation's largest trained service networks. In fact, **1,100 Fleetwood dealers** are just a phone call away.

24-HOUR ROADSIDE ASSISTANCE PROGRAM

Flat tire? Locked out? First-year roadside service in the U.S. or Canada is **free**. Just sign up with your dealer. After a year, you can continue this service for a reasonable cost.

Require these features when you purchase your new RV...Fleetwood does!

Your local Mallard dealer is:



www.fleetwoodrv.com

Visit our website to find a dealer near you or learn more about other Fleetwood products. Or call us toll-free at 1-800-444-4905.

IMPORTANT—PLEASE READ: Product information, photography and illustrations included in this publication were as accurate as possible at the time of printing. For further product information and changes, please visit our website at www.fleetwoodrv.com or contact your local Fleetwood dealer. Prices, materials, design and specifications are subject to change without notice. All weights, fuel, liquid capacities and dimensions are approximate. Fleetwood has designed its recreational vehicles to provide a variety of uses for its customers. Each vehicle features optimal seating, sleeping, storage and fluid capacities. The user is responsible for selecting the proper combination of loads (i.e. occupants, equipment, fluids, cargo, etc.) to ensure that the vehicle's capacities are not exceeded.

*For complete details, see your Fleetwood RV dealer.

FLEETWOOD RV

The World's #1 RV Manufacturer

Fleetwood Enterprises, Inc. • RV Marketing • P.O. Box 7638 • Riverside, CA 92513-7638