

**Jamboree®**

2 0 0 1

**FLEETWOOD.RV**

**COME TO  
WHERE  
NATURE PLAYS**



## FOR THOSE DRIVEN BY FUN AND ADVENTURE



Jamboree's wide-body design is filled with high-quality features and incorporates Fleetwood's patented slide-over bunk.



Flip-up countertop extension adds to an already easy-to-prepare meal area that's filled with brand-name appliances.



There's lots of storage throughout including underneath the dinette for larger kitchen items and gear.



The charming bedroom includes overhead storage, decor lighting, coordinated bed and window fabrics, and a convenient nightstand.



The optional 13" Panasonic® TV swivels for cabover or in-the-coach viewing and is easily hidden behind a special wooden roll-cover. (Not available on 31W.)

**HEAD FOR THE HILLS, FISH THE LAKES,** climb the mountains and take off in a Jamboree® motor home.

As America's number one motor home manufacturer\*, Fleetwood's experience and quality assure that your Jamboree is built right and loaded with the features you want most.

Jamboree's galley is filled with name-brand appliances like Sharp®, Magic Chef® and Dometic®. The quality furniture made by Flexsteel® is practical, durable and beautifully color coordinated with the interior wall coverings, window treatments and flooring.

All examples of Fleetwood's attention to quality and detail. Sit back, relax and enjoy watching the optional 20" Panasonic® TV (Standard on Model 31W) complete with remote, antenna and pre-wired for cable.

Add even more upgrades to your Jamboree with three luxury GT models. They offer a substantial amount of standard features including a power entry step, 4.0kW Onan® MicroQuiet generator and dual auxiliary batteries.

So no matter where you travel, you're headed in the right direction with Jamboree.

\* According to Statistical Surveys Jan. '99 - Dec. '99

Sharp® is a registered trademark of Sharp Electronics • Magic Chef® is a registered trademark of Maytag • Dometic® is a registered trademark of AB Electrolux • Flexsteel® is a registered trademark of Flexsteel. Panasonic® is a registered trademark of Matsushita Electric Corporation of America • Onan® is a registered trademark of Cummins.



**GO OUT THERE AND LIVE A LITTLE.**

There's so much fun to be had traveling with a companion that's ready to go places and do things.

That's why the adventurous-looking Jamboree® motor home has a spacious, inviting and fully-equipped interior—designed for on-the-go excitement. Right away, you'll notice how the wide-body structure gives you and your traveling companions increased space and comfort. Above the cab, Fleetwood's patented slide-over bunk maximizes headroom and makes turning in for the night easy. Or, choose an optional convertible slider bunk feature with an entertainment center that includes a 20" Panasonic® TV and VCR for home theater viewing.

Depending on the model, you have numerous sleeping options of double, queen, bunk beds, twins, and sofa bed. With these choices, you'll be assured of meeting everyone's needs with maximum comfort and convenience.

Bring along your sports equipment for fun-filled activities like boating, hunting and off-roading. With either a Ford® or Chevy™ chassis, there's plenty of pulling power for your dirt bikes, ATVs or boat.\* Plus, there's lots of exterior storage with several models that include both a front and rear pass-through feature for large items.

It's easy to see why Jamboree's comfort and equipment rival mid-line Class A RVs.

So get started and celebrate life with Jamboree.



\* Check your owner manual(s) for towing safety, rules and guidelines.

Panasonic® is a registered trademark of Matsushita Electric Corporation of America.

Ford® is a registered trademark of the Ford Motor Company • Chevy™ is a trademark of the General Motors Corporation.

Our engineering may set us apart from the rest, but the things you'll notice most when you and your family take a trip, are the top-of-the-line features. Here are but a few of the items that make life on the road with Jamboree memorable.



The Exterior Entertainment Center comes complete with outside speakers, 12V DC, and outlets for an antenna and headphones. Plug in a radio or TV to enjoy your favorite programs under the stars.



The residential-style cabinets in the galley can even hold tall cereal boxes.



Every Jamboree comes prewired for an optional Winegard® satellite dish.



Easy access rear fuel-fill location. (Available on selected models.)

Exterior Entertainment Center—for outdoor enjoyment.

Carpeted storage compartments are non-corrosive to prevent rusting.

A coach-length, aluminum drip rail prevents discoloring of the sidewall.

Anti-wicking process, on all of Jamboree's openings and windows, includes multiple seals for prevention of leaks and moisture buildup.



Fill Jamboree up on either side of the pump with a rear fuel-fill location, especially convenient when towing a vehicle. (Available on selected models.)



Easy access to storage under the dinette is only one reason Jamboree has function written all over it.



Our EZ Store™ Storage System was developed using a rack and pinion system to give you the utmost ease in accessing your stored gear below.



## APPLIANCES

- Demand Water System
- 12V Bath Vent
- Television Antenna (Retractable)
- 3 Burner, High-Output Range with Oven
- 6-Gallon Water Heater with D.S.I.
- Water Heater Bypass
- Marine Toilet
- Floor-Mounted LPG Tank
- 12V Lighting System
- GFI Circuit Protection
- Battery Charger
- AC/DC Power Converter
- Pre-Wired for Telephone/Modem
- Water Filter
- 12V Battery Disconnect
- 25M BTU Auto Ignition Furnace  
(Standard on Models 22C, 23B, 23E, 24D only)
- 31M BTU Auto Ignition Furnace  
(Standard on Jamboree & GT Models 26F, 29V, 31W)
- 6 cu. ft. Dometic® Double-Door Refrigerator (All Models Except GTs)
- Large 8 cu. ft. Dometic® Double-Door Refrigerator (Standard on GT Models)

## BODY STRUCTURE

- Aluminum-Cage Vacubond Sidewalls
- Basement Floor Construction  
(Standard on Jamboree & GT Models 26F, 29V, 31W)
- Power Platform II  
(Standard on Jamboree & GT Models 26F, 29V, 31W)

## ELECTRICAL

- Pre-wired for Cable TV
- Auxiliary Battery  
(Standard on Models 22C, 23B, 24D, 29V)
- Prewired for 4.0kW Generator  
(All Models Except GTs)
- Prewired for Microwave Oven  
(All Models Except 31W)
- Prewired for A/C  
(All Models Except GTs)

## ENTERTAINMENT

- Exterior Entertainment Center

## EXTERIOR

- Smooth Fiberglass Side Walls
- Crowned Rubber Roof
- Awning Drip Rail (Both Sides)
- Exterior Shower
- 12V Patio Light
- GFI Protected Patio Receptacle
- 12V Roadside Utility Light (Basement Units)
- Radius-Corner, Tinted Windows
- Jamboree Logo Badging
- Chrome-Plated Front Bumper
- Powder-Coated Rear Bumper
- Exterior Ladder
- Heated, Enclosed Holding Tanks  
(Standard on Jamboree & GT Models 26F, 29V, 31W)
- Central Utility Compartment  
(Standard on Jamboree & GT Models 26F, 29V, 31W)
- Sewer Hose Compartment
- Lockable, Exterior Storage Compartments
- Strut-Assisted Luggage Doors  
(Standard on Jamboree & GT Models 26F, 29V, 31W)
- Paddle-Latch Luggage Doors  
(Single, Die-Cast) (Standard on GT Models)

## EXTERIOR AUTOMOTIVE

- Trailer Hitch
- Mud Flaps
- Stainless Steel Wheel Simulators
- Velvac® Breakaway Mirrors
- Spare Tire and Carrier
- Aluminum Running Boards  
(All Models Except GTs)
- Custom Running Boards  
(Standard on GT Models)
- Power-Heated Exterior Mirrors  
(Standard on GT Models)

## INTERIOR

- Fabric Ceiling
- Stainless Steel, Double Galley Sink
- Sink Cover
- Pleated Shades

## INTERIOR (CONT.)

- Entry Door with Dead Bolt Lock
- 54"x 76" Cabover Bed
- Television-Ready Cabinet
- Wood Drawers
- Radius-Corner Cabinetry
- Carpeting with Carpet Pad
- 96" Wide Interior
- Vinyl Flooring-Galley/Lavy
- Bunk Ladder
- Bedspread  
(Standard on 24D, 26F, 29V, 31W & All GT Models)
- Molded Tub/Shower Pan
- Foam Board Insulation
- Hardwood Refrigerator Insert Panel  
(Standard on GT Models only)
- Shower Curtain  
(Standard on all Models except Jamboree & GT Models 29V, 31W)
- Safety Glass Shower Door  
(Standard on Jamboree & GT Models 29V, 31W only)
- Galley Window with Mini Blinds  
(Standard on Jamboree Models 23B, 23E, 31W & GT 31W only)
- Sofa Bed  
(All Models except Models 24D, Jamboree & GT 26F)

## INTERIOR AUTOMOTIVE

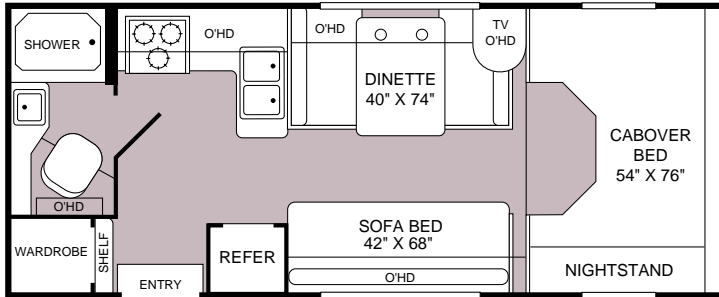
- Driver/Passenger Door with Power Windows and Locks
- Panasonic® AM/FM Cassette Stereo
- Cruise Control
- Auxiliary Start Circuit
- Cab Air Conditioner
- Beverage Cup Holder (Chassis OEM)
- Adjustable, Reclining Cab Seats w/Armrests

## SAFETY

- Smoke Detector/Alarm
- Fire Extinguisher
- LPG Leak Detector/Alarm
- CO Detector/Alarm
- 3-Point Seat Belts on Driver/Passenger Seats
- Driver and Passenger Air Bags (Ford only)

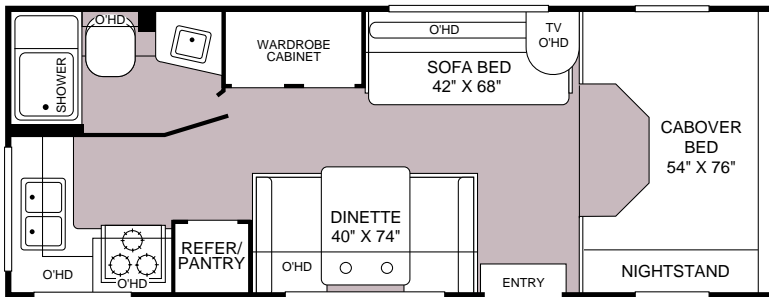
**MODEL**  
**22C**

- Fully Enclosed Bathroom
- Large Wardrobe
- Sofa Bed
- Dinette
- Roomy Cabover Bed with Nightstand



**MODEL**  
**23B**

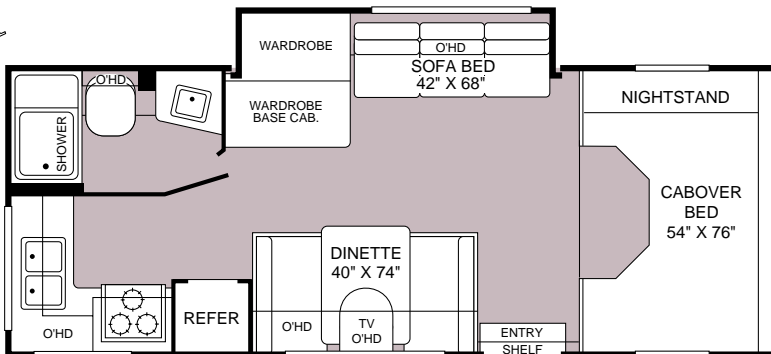
- Fully Enclosed Bathroom
- Rear Galley
- Sofa Bed
- Dinette
- Roomy Cabover Bed with Nightstand



**MODEL**  
**23E**

- Fully Enclosed Bathroom
- Rear Galley
- Wardrobe/Sofa Bed Slide-Out
- Dinette
- Roomy Cabover Bed with Nightstand

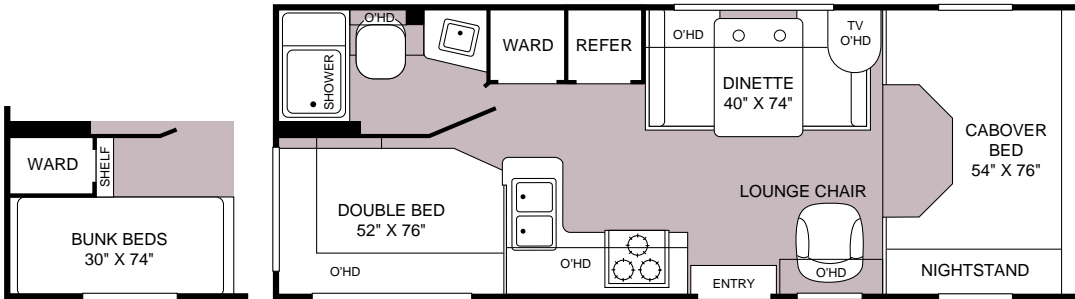
NEW FOR  
2001





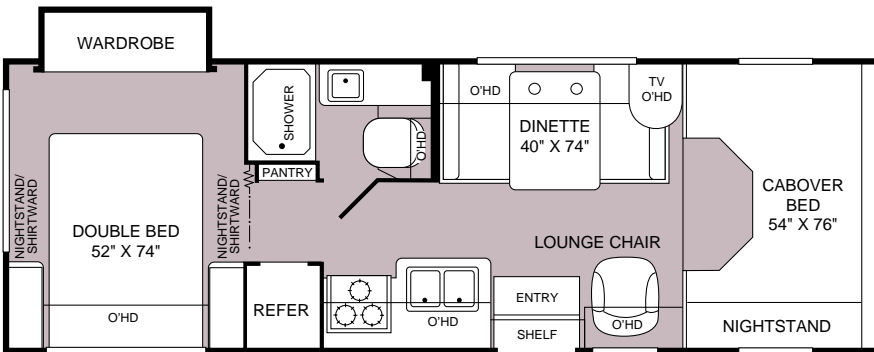
**MODEL**  
**24D**

- Double Bed or Optional Bunk Beds
- Fully Enclosed Bathroom
- Lounge Chair
- Roomy Cabover Bed with Nightstand
- Dinette



**MODEL**  
**26F**

- Wardrobe Slide-Out
- Fully Enclosed Bathroom
- Roomy Cabover Bed with Nightstand
- Island Double Bed
- Lounge Chair
- Dinette

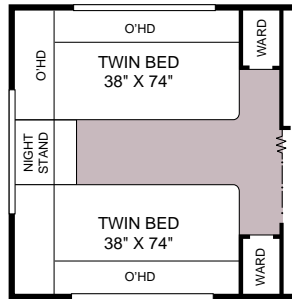
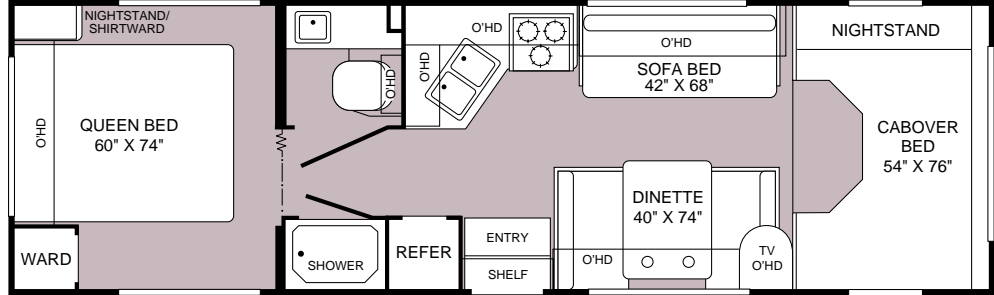
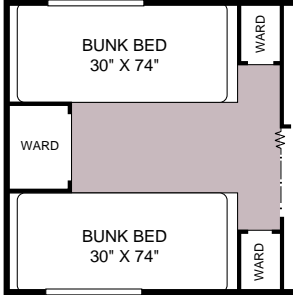


MODEL

29V

NEW FOR 2001

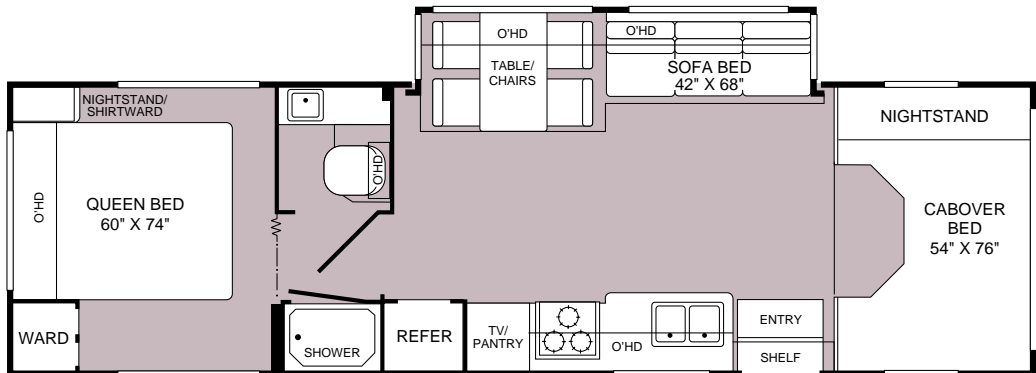
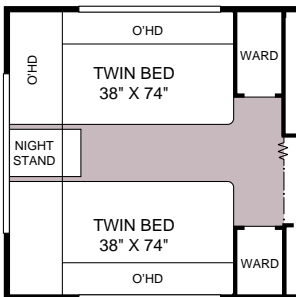
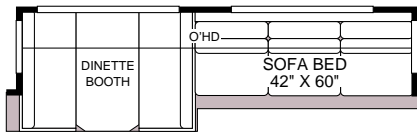
- 3 Bedroom Configuration Options
- Split Bathroom
- Sofa Bed
- Dinette
- Roomy Cabover Bed with Nightstand






MODEL

31W

- Island Queen Bed or Optional Twin Beds
- Split Bathroom
- Living Room Slide-Out with Sofa Bed and Table w/Chairs
- Optional Dinette and Sofa Bed
- Roomy Cabover Bed with Nightstand





	  <b>GT MODELS</b> 									
	22C	23B	23E	24D	26F	29V	31W	26F	29V	31W
<b>APPLIANCES</b>										
Fan-Tastic® Power Roof Vent	OPT	OPT	OPT	OPT	OPT	OPT	OPT	OPT	OPT	OPT
Panasonic® Microwave Oven	OPT	OPT	OPT	OPT	OPT	OPT	STD	OPT	OPT	STD
A/C 13.5M BTU with Solar Battery Charge	OPT	OPT	OPT	OPT	OPT	N/A	N/A	N/A	N/A	N/A
A/C 15.0M BTU with Solar Battery Charge	N/A	N/A	N/A	N/A	N/A	OPT	OPT	STD	STD	STD
In-Ceiling Ducting for A/C	OPT	OPT	OPT	OPT	OPT	OPT	OPT	STD	STD	STD
<b>ELECTRICAL</b>										
Dual Auxiliary Batteries	OPT	OPT	STD	OPT	STD	OPT	STD	STD	STD	STD
4.0kW Generator Onan® MicroQuiet	OPT	OPT	OPT	OPT	OPT	OPT	OPT	STD	STD	STD
CSA 4.0kW Generator Onan® MicroQuiet	OPT	OPT	OPT	OPT	OPT	OPT	OPT	STD	STD	STD
CSA Package-Ford®	OPT	OPT	OPT	OPT	OPT	OPT	OPT	OPT	OPT	OPT
CSA Package-Chevy™	OPT	OPT	N/A	OPT	N/A	N/A	N/A	N/A	N/A	N/A
Back-Up Camera	N/A	N/A	N/A	N/A	N/A	OPT	OPT	N/A	OPT	OPT
<b>ENTERTAINMENT</b>										
DSS Manual Lift/Satellite Dish	OPT	OPT	OPT	OPT	OPT	OPT	OPT	OPT	OPT	OPT
Cabover Entertainment Center w/20" TV	OPT	OPT	OPT	OPT	OPT	OPT	N/A	OPT	OPT	N/A
13" Panasonic® Color TV/VCR-VHS w/Remote	OPT	OPT	OPT	OPT	OPT	OPT	N/A	OPT	OPT	N/A
20" Panasonic® Color TV/VCR w/Remote	N/A	N/A	N/A	N/A	N/A	N/A	STD	N/A	N/A	STD
Panasonic® AM/FM/Stereo/CD	OPT	OPT	OPT	OPT	OPT	OPT	OPT	OPT	OPT	OPT
Panasonic® AM/FM/Stereo w/Remote 6-Disc Changer	OPT	OPT	OPT	OPT	OPT	OPT	OPT	OPT	OPT	OPT
<b>EXTERIOR</b>										
Awning (USA Only)	OPT	OPT	OPT	OPT	OPT	OPT	OPT	OPT	OPT	OPT
Steel Running Boards-Ford®	OPT	OPT	OPT	OPT	OPT	OPT	OPT	N/A	N/A	N/A
Power Entry Step	OPT	OPT	OPT	OPT	OPT	OPT	OPT	STD	STD	STD
Undercoating	OPT	OPT	OPT	OPT	OPT	OPT	OPT	STD	STD	STD
Additional Paint	OPT	OPT	OPT	OPT	OPT	OPT	OPT	STD	STD	STD
Full-Width Storage Compartment	N/A	N/A	N/A	N/A	STD	STD	N/A	STD	STD	N/A
<b>EXTERIOR AUTOMOTIVE</b>										
Ford® Chassis 6.8L Triton™ Engine	OPT	OPT	OPT	OPT	OPT	OPT	OPT	OPT	OPT	OPT
Chevy™ Chassis 7.4L Vortec™ Engine	OPT	OPT	N/A	OPT	N/A	N/A	N/A	N/A	N/A	N/A
4X4 Conversion-Ford®	N/A	OPT	N/A	OPT	N/A	N/A	N/A	N/A	N/A	N/A
<b>INTERIOR</b>										
Side Dinette with 60" Sofa	N/A	N/A	N/A	N/A	N/A	N/A	OPT	N/A	N/A	OPT
Twin Beds with Nightstand	N/A	N/A	N/A	N/A	N/A	OPT	OPT	N/A	OPT	OPT
Bunk Beds	N/A	N/A	N/A	OPT	N/A	N/A	N/A	N/A	N/A	N/A
Double Bunks	N/A	N/A	N/A	N/A	N/A	OPT	N/A	N/A	OPT	N/A
Side Dinette	STD	STD	STD	STD	STD	STD	OPT	STD	STD	OPT
Free-Standing Dinette and Chairs	N/A	N/A	N/A	N/A	N/A	N/A	STD	N/A	N/A	STD
Queen Innerspring Mattress	N/A	N/A	N/A	N/A	N/A	STD	STD	N/A	STD	STD
Double Innerspring Mattress	N/A	N/A	N/A	STD	STD	N/A	N/A	STD	N/A	N/A
<b>INTERIOR AUTOMOTIVE</b>										
Dash Upgrade-Ford®	OPT	OPT	OPT	OPT	OPT	OPT	OPT	STD	STD	STD
Dash Upgrade-Chevy™	OPT	OPT	N/A	OPT	N/A	N/A	N/A	N/A	N/A	N/A
<b>SLIDE-OUT</b>										
Living Room-Sofa/Dinette Table with Chairs	N/A	N/A	N/A	N/A	N/A	N/A	STD	N/A	N/A	STD
Living Room-Sofa/Booth Dinette	N/A	N/A	N/A	N/A	N/A	N/A	OPT	N/A	N/A	OPT
Bedroom Wardrobe-Closet/Organizer	N/A	N/A	N/A	N/A	STD	N/A	N/A	STD	N/A	N/A
Living Room-Sofa/Wardrobe	N/A	N/A	STD	N/A	N/A	N/A	N/A	N/A	N/A	N/A

FORD® CHASSIS	2001							GT MODELS		
	22C	23B	23E	24D	26F	29V	31W	26F	29V	31W
Engine LD	6.8L/V10	6.8L/V10	6.8L/V10	6.8L/V10	6.8L/V10	6.8L/V10	6.8L/V10	6.8L/V10	6.8L/V10	6.8L/V10
Ford® 4X4 Conversion	N/A	6.8L/V10	N/A	6.8L/V10	N/A	N/A	N/A	N/A	N/A	N/A
Wheelbase	138"	158"	158"	158"	176"	198"	214"	176"	198"	214"
GVWR lbs/kgs (1)	10,700/4,858	11,500/5,221	14,050/6,379	11,500/5,221	14,050/6,379	14,050/6,379	14,050/6,379	14,050/6,379	14,050/6,379	14,050/6,379
Front GAWR lbs/kgs (2)	3,700/1,680	4,600/2,088	4,600/2,088	4,600/2,088	4,600/2,088	4,600/2,088	4,600/2,088	4,600/2,088	4,600/2,088	4,600/2,088
Rear GAWR lbs/kgs (2)	7,500/3,405	7,810/3,546	9,450/4,290	7,810/3,546	9,450/4,290	9,450/4,290	9,450/4,290	9,450/4,290	9,450/4,290	9,450/4,290
Base Weight lbs/kgs (3)	8,586/3,898	8,937/4,057	9,771/4,436	9,043/4,105	10,868/4,934	10,982/4,986	11,841/5,376	11,209/5,089	11,380/5,166	12,239/5,556
GCWR (6.8L w/4.56 Differential – E40) lbs/kgs (4)	N/A	N/A	17,550/7,968	N/A	17,550/7,968	17,550/7,968	17,550/7,968	17,550/7,968	17,550/7,968	17,550/7,968
GCWR (6.8L w/4.10 Differential – E30) lbs/kgs (4)	14,200/6,447	15,000/6,810	N/A	15,000/6,810	N/A	N/A	N/A	N/A	N/A	N/A
Hitch Rating/Tongue Weight (lbs)	3,500/350	3,500/350	3,500/350	3,500/350	3,500/350	3,500/350	3,500/350	3,500/350	3,500/350	3,500/350
Hitch Rating/Tongue Weight (kgs)	1,589/159	1,589/159	1,589/159	1,589/159	1,589/159	1,589/159	1,589/159	1,589/159	1,589/159	1,589/159
Fuel Capacity gal/lbs (6.1lbs/gal)	35/214	55/336	55/336	55/336	55/336	55/336	55/336	55/336	55/336	55/336
CHEVY™ CHASSIS	22C	23B	23E	24D	26F	29V	31W	26F	29V	31W
Engine LD	7.4L	7.4L	N/A	7.4L	N/A	N/A	N/A	N/A	N/A	N/A
Wheelbase	139"	159"	N/A	159"	N/A	N/A	N/A	N/A	N/A	N/A
GVWR lbs/kgs (1)	12,300/5,584	12,300/5,584	N/A	12,300/5,584	N/A	N/A	N/A	N/A	N/A	N/A
Front GAWR lbs/kgs (2)	4,300/1,952	4,300/1,952	N/A	4,300/1,952	N/A	N/A	N/A	N/A	N/A	N/A
Rear GAWR lbs/kgs (2)	8,600/3,904	8,600/3,904	N/A	8,600/3,904	N/A	N/A	N/A	N/A	N/A	N/A
Base Weight lbs/kgs (3)	8,691/3,946	9,043/4,105	N/A	9,159/4,158	N/A	N/A	N/A	N/A	N/A	N/A
GCWR (7.4L with 4.10 Differential) lbs/kgs (4)	15,800/7,173	15,800/7,173	N/A	15,800/7,173	N/A	N/A	N/A	N/A	N/A	N/A
Hitch Rating/Tongue Weight (lbs)	3,500/350	3,500/350	N/A	3,500/350	N/A	N/A	N/A	N/A	N/A	N/A
Hitch Rating/Tongue Weight (kgs)	1,589/159	1,589/159	N/A	1,589/159	N/A	N/A	N/A	N/A	N/A	N/A
Fuel Capacity gal/lbs (6.1lbs/gal)	35/214	55/336	N/A	55/336	N/A	N/A	N/A	N/A	N/A	N/A
DIMENSIONS	22C	23B	23E	24D	26F	29V	31W	26F	29V	31W
Length—Ford® (5)	22' 6"	23' 11"	23' 11"	24' 11"	26' 11"	29' 11"	31' 3"	26' 11"	29' 11"	31' 3"
Length—Chevy™ (5)	22' 11"	24' 4"	N/A	25' 4"	N/A	N/A	N/A	N/A	N/A	N/A
Height	10' 7"	10' 7"	10' 7"	10' 7"	11' 4"	11' 4"	11' 4"	11' 4"	11' 4"	11' 4"
Width (maximum) (6)	99"	99"	99"	99"	99"	99"	99"	99"	99"	99"
Interior Height (maximum)	79"	79"	79"	79"	79"	79"	79"	79"	79"	79"
Interior Width (maximum)	96"	96"	96"	96"	96"	96"	96"	96"	96"	96"
LIQUID CAPACITIES (GALLONS/LITERS)	22C	23B	23E	24D	26F	29V	31W	26F	29V	31W
Fresh Water Holding Tank (8.3 lbs/gal)	30/114	35/132	35/132	30/114	30/114	35/132	40/151	30/114	35/132	40/151
Grey Water Holding Tank (8.3 lbs/gal)	30/114	36/136	36/136	36/136	35/132	32/121	35/132	35/132	32/121	35/132
Black Water Holding Tank (8.3 lbs/gal)	25/95	35/132	35/132	35/132	33/125	35/132	35/132	33/125	35/132	35/132
Appliance LPG Tank (4.5 lbs/gal) (WC) (7)	14/53	14/53	14/53	14/53	14/53	14/53	14/53	14/53	14/53	14/53
Water Heater Tank (8.3 lbs/gal)	6/23	6/23	6/23	6/23	6/23	6/23	6/23	6/23	6/23	6/23
METRIC CONVERSIONS	Feet to meters: ft x .304 = meters			Lbs to kgs: lbs x .454 = kgs			Gallons to liters: gal x 3.78 = liters			

1. GVWR (Gross Vehicle Weight Rating): Means the maximum permissible loaded weight of the motor home. The GVWR is equal to or greater than the sum of the unloaded vehicle weight plus the net carrying capacity.
2. GAWR (Gross Axle Weight Rating): Means the maximum permissible loaded weight a specific axle is designed to carry.
3. BW (Base Weight): Means the weight of the motor home without fuel, options, water, cargo or passengers.

4. GCWR (Gross Combined Weight Rating): Means the value specified by the motor home manufacturer as the maximum allowable loaded weight of this motor home with its towed vehicle. Towing and braking capacities may differ. Refer to Fleetwood and chassis manufacturer manuals for complete information.

5. Length taken from front bumper to rear bumper.

6. Excludes safety equipment and awnings.

7. Tank Manufacturer's listed water capacity (WC). Actual LPG capacity is 80% of water listing as required by the safety code.

N/A: Information not available at the time of publication.

**IMPORTANT – PLEASE READ:** Product information and photography included in this brochure were as accurate as possible at the time of publication. For the most current product information and changes, please visit our website at [www.fleetwood.com](http://www.fleetwood.com) or contact your local Fleetwood dealer. Subsequent refinements may be evident in the actual product. Prices and specifications are subject to change without notice. All weights, fuel, liquid capacities and dimensions are approximate. Fleetwood has designed its recreational vehicles to provide a variety of uses for its customers. Each vehicle features optimal seating, sleeping, storage and fluid capacities. The user is responsible for selecting the proper combination of loads to ensure that the recreational vehicle's capacities are not exceeded.

## **WHAT HAPPENS WHEN YOU SET THE STANDARDS OF RV QUALITY FOR OVER 50 YEARS?**

### **YOU SET THEM EVEN HIGHER...**

Our customers expect us to. As a matter of fact, first-time RV buyers, who bought other manufacturers' RVs, tell us they wish they'd spent a little bit more for better quality. That's why experienced buyers are more likely to buy a Fleetwood RV.\* That's also why Fleetwood RV invests in people, systems, and manufacturing quality that are second to none. This *may* make us a bit more expensive than some brands, but satisfied Fleetwood RV owners know we're worth it.

### **PEOPLE...**

We hire engineers, designers and drafters from leading automotive design schools. Our front-line associates are well-trained, quality-minded men and women who take pride in their work. No other manufacturer has a larger, more professional team behind their products.

### **SYSTEMS...**

Our product development team uses state-of-the-art, computer-assisted-design (CAD) technology to build in fit and finish right from the drawing board. Each product is meticulously documented with over 3,500 pages of engineering drawings. A computerized bill of materials details over 20,000 pieces that go into

TuffPEX™ is a trademark of Uponor.

*Aided by the IronCAD™ system, hundreds of analysis and refinement hours are spent before prototypes are built.*



your motor home. And, a vehicle specific *Electronic Parts Catalog* shows 600 – 800 common parts... so, if you need a new part, your authorized Fleetwood RV service dealership knows exactly what you need. Some manufacturers may not invest the extra time and money to accurately document their products, which could cost you plenty in headaches and hassles down the road.

### **MANUFACTURING...**

We only do what we know we're best at—building a quality-finished motor home. When it comes to the appliances, doors, windows and furniture, we partner with other recognized leaders to do what they know best... top names like Sharp®, Panasonic®, Dometic®, Restonic® and Flexsteel®. Some manufacturers will tell you partnering like this makes us final assemblers. We call it working smarter to bring you more value.

### **QUALITY...**

The quality outside reflects the quality inside—places where you can't see it, but where it really counts. For example, we use vacubonded sidewall construction that's required for the special needs of a motor home. Our new TuffPEX™ plumbing system is able to withstand temperatures

*Time is devoted to refining the style and aerodynamics of every Fleetwood motor home.*



*For strength, noise reduction and insulation, composite sidewalls are made of aluminum, plywood and polystyrene foam.*



as low as -40° F. Before any unit rolls off the line at each of our plants, it goes through a documented checklist containing hundreds of items specific to that product. It won't leave the plant until it has met our high standards. And, the list goes on.

From the drawing board to the assembly line, we will continue to develop and manufacture quality products for our customers.

Fleetwood RV... setting standards beyond your expectations.

\*Angus Reid RV Market Segmentation Study, 1998

*We build our cabinets and secure them to the floor before the walls go up to add strength, and help eliminate noises.*







### LIMITED ONE-YEAR/ THREE-YEAR WARRANTY

Leaving the Fleetwood dealership after you've purchased your RV doesn't mean leaving each dealer's commitment to your satisfaction behind.

OWNERCARE, Fleetwood's extensive warranty and service program, provides one/three year(s) of dedicated customer satisfaction. OWNERCARE stands out as one of the RV industry's most comprehensive programs and includes systems and applications, construction, no deductible and no service charge. See your nearest Fleetwood dealer for a full explanation of benefits and restrictions.

### FULLY TRANSFERABLE

At Fleetwood RV, we're confident in our products and don't hesitate to stand behind them. Your newly purchased Fleetwood RV comes with one of the industry's most comprehensive warranties, fully transferable for the first 12 months.

### NATIONAL COVERAGE

Have a question about your new Fleetwood RV? We've got it covered. The nation's largest trained dealer network—ready, willing and able to provide you with the services you need to make every moment of owning your RV enjoyable. Over 1,100 Fleetwood dealers throughout the U.S. and Canada are available to you. With national coverage, peace of mind and complete satisfaction are just a phone call away.



### AN EXTRA THANK YOU

Ask your dealer about your Thousand Trails complimentary 30-day membership certificate. It's your chance to get going in your new RV and enjoy some scenic camping, plus our way of thanking you again for your purchase of a Fleetwood RV. For more information on your complimentary membership certificate, please call 1-800-205-0606.

Happy (Thousand) Trails!



## FLEETWOOD RV AND MOTOR SPORTS: A WINNING TEAM



Three wide in the first turn. 200 miles per hour on the back straight. Passing for the lead through the short chute. Nothing beats the excitement of NASCAR racing. Every year thousands of NASCAR fans and Fleetwood RV owners travel to races to support their favorite drivers, enjoy time with family and rekindle friendships.

RVs have become as much a part of motorsports as pit row and the checkered flag. That's why Fleetwood RV is a proud sponsor of 1999 Winston Cup Champion Dale Jarrett and the Robert Yates Racing Team.

As the number one RV manufacturer\* in the country, our winning ways continue. Fleetwood RV is now the "Official Recreational Vehicle" at nine

\*According to Statistical Surveys Jan. '99-Dec. '99

International Speedway Corporation racetracks.\*\* And for Fleetwood owners, emergency service crews are available at select tracks to ensure a trouble-free weekend. While you're enjoying the race, be sure to look for the Fleetwood RV Prize Patrol and go home with some exciting giveaways.

So this weekend, pack up your friends and family and experience the thrill of cheering on Dale firsthand, in first-class style, with Fleetwood RV.

\*\* Daytona International Speedway, Darlington Raceway, Talladega Superspeedway, California Speedway, Richmond International Speedway, Michigan Speedway, Watkins Glen International Speedway, Phoenix International Raceway, Homestead-Miami Speedway.



[www.fleetwood.com](http://www.fleetwood.com)

Visit our website to find a dealer near you, learn more about other Fleetwood products or purchase Fleetwood branded apparel. Or call 1-800-444-4905.

FOR CUSTOMER ASSISTANCE, call toll free 24 hours a day at 1-800-322-8216, visit our website, or you may write to Fleetwood Enterprises, Inc., P.O. Box 7638, Riverside, CA 92513-7638.

**IMPORTANT—PLEASE READ:** Product information and photography included in this brochure were as accurate as possible at the time of publication. For the most current product information and changes, please visit our website at [www.fleetwood.com](http://www.fleetwood.com) or contact your local Fleetwood dealer. Subsequent refinements may be evident in the actual product. Prices and specifications are subject to change without notice. All weights, fuel, liquid capacities and dimensions are approximate. Fleetwood has designed its recreational vehicles to provide a variety of uses for its customers. Each vehicle features optimal seating, sleeping, storage and fluid capacities. The user is responsible for selecting the proper combination of loads to ensure that the recreational vehicle's capacities are not exceeded.

## FLEETWOOD RV

America's Favorite Recreational Vehicles

Fleetwood Enterprises, Inc., RV Marketing, P.O. Box 7638, Riverside, CA 92513-7638

Your local Fleetwood RV dealer is:



This award certifies that Fleetwood has met Ford's rigid quality standards for utilizing a Ford chassis.

# 2001 JAMBOREE INTERIOR FABRICS

Your motor home takes you to new adventures every day. And since this home will be an enduring part of your life, we offer a selection of colors and textures that are a fine blend of classic and contemporary style. We search to obtain quality fabrics that are elegant, yet durable, to keep up with your active lifestyle. Year after year, the look will be as welcoming to you as it is to your guests.

## MIDNIGHT BLUE




## JAMBOREE INTERIOR FABRICS

## EARTHEN ROSE



## CELESTIAL TEAL



## WOODLAND BIRCH



## JAMBOREE GT INTERIOR FABRICS

## SHADOWBLUE MIST



## FROSTED LIMESTONE



FLEETWOOD FAMILY FUN...  
**THE JOURNEY CONTINUES**

Where do you want to be? The possibilities are almost limitless. From mini motor homes to luxury coaches, from gas to diesel performance, there's a Fleetwood motor home to fulfill your dreams.

We know exactly how you feel, realizing there's a whole new world to experience. That's why we made sure you can choose from the broadest selection of brands and floor plans the world has to offer. It's no wonder that one out of four motor homes sold is a Fleetwood.\*

This is your journey. Take it for a spin.

\*According to Statistical Surveys Jan.'99-Dec.'99

**FLEETWOOD® RV**

© 2000 Fleetwood Enterprises, Inc.  
Inventory Control Number JA01B1/1st Edition 7/00

