

FT

FELLING TRAILERS®

PRODUCT GUIDE



150-22

The **FELLING**® Style:
QUALITY - CRAFTSMANSHIP - PRIDE

The **FELLING** Style: QUALITY - CRAFTSMANSHIP - PRIDE

FELLING Trailers has grown from a small shop in 1954 to a factory and office complex that today covers nearly 100,000 square feet. We've grown because we've never lost our commitment to quality craftsmanship and because we've always kept our small company feel. That means our personal touch is on everything we do. And that's why, in industry surveys of customer satisfaction, we continually come out on top.

Whether you buy a standard trailer or one built to your specifications, you'll find that your satisfaction is our primary concern. We put our reputation on the line with every **FELLING Trailer**. That's our style and that's why so many people throughout the country have made the **FELLING Style** their own.

This product guide shows you just a sampling of what we can do to make a trailer that will fit your exact needs.

Merle J. Felling
President



"Designed And Engineered For The Long Haul"



FT-2 TILT



FT-3 TILT WITH WINCH



FT-3 CUSTOM



FT-3 TILT WITH APPROACH PLATE



FT-2 50''X8'



FT-3 74''X12'



FT-3 80''X12'



FT-6 TILT



FT-3 80''X10'



FT-3A ALUMINUM

Utility Trailers

Drop Decks



FT-10T WITH HYDRAULIC TILT



FT-10P



FT-10G



FT-10L



FT-10FP WITH EXTENDED FRONT



FT-12OT 6'X12'



FT-14G



SPILT FULL-WIDTH RAMPS



FT-14L



FT-12FP



FT-10E(W)



FT-16DE "PAVER SPECIAL"



FT-14DE



RACKS FOR PIPING



FT-10E(W) 14' + 2' DOVETAIL



FT-12A WITH STONE SHEILD



FT-16DE



CUSTOM FOR BORING MACH.



FT-16DE 18' + 3'



FT-20-3DE GN 24'

Drop Decks

Drop Deck Tilts



FT-12T 14' + 4' DOVETAIL



FT-10T



FT-12IT INDUSTRIAL TILT



FT12IT INDUSTRIAL TILT



FT-12IT INVERTED TILT



FT-10IT WITH 2' STATIONARY DECK



FT-14IT WITH 6' STATIONARY DECK



FT-14IT INDUSTRIAL TILT



FT-16IT WITH 6' STATIONARY DECK



FT-7A TILT

Hydraulic Dump Trailers



FT-12DT HD 14'



FT-12DT HD



FT-16DT WITH EXTENDED SIDES



FT-12DT WITH TARP BOWS



FT-16DT WITH SHORT SIDES



FT-10DT 12' WITH EXTENDED SIDES



FT-14ST HD WITH GOOSENECK



FT-14DT HT 16'



FT-16DT HD WITH GOOSENECK



FT-16DT HD

Deck Over Tilts



FT-14T GN WITH STD TRACTION AIDS



FT-14T



FT-20SP 4' + 24'



FT-24T WITH OPTIONAL WINCH



FT-24SP 4' + 24' WITH APPROACH PLATE



FT-32SP 6' - 28'



FT-40T WITH OPT TRACTION AIDS



FT-50-3SP 6' + 24' W/OUTRIGGERS



FT-50-3SP 6' + 24'



FT-50 32' ROLLBACK



FT-10-2 20' STRAIGHT DECK



FT-14-2 18' + 5' BEAVERTAIL



FT-20-2 22' + 5' BEAVERTAIL



FT-24-2 WITH FULL WIDTH RAMP



FT-20A ALUMINUM STRAIGHT DECK



FT-20-2 W/FRONT & REAR BULKHEADS



FT-40-2 WITH SIDE LIPS



FT-40-2 HIGHBOY



FT-50-3 WITH HYDRAULIC RAMPS



FT-50-3 WITH HYDRAULIC RAMPS

Gooseneck Trailers



FT-14T GN WITH HYDRAULIC TAIL



FT-24-3 40'



HYD. TAIL & TELESCOPIC SIDES



FT-24-3 OPT GN DECK & TOOLBOXES



FT-20 PARTIAL TILT GOOSENECK



FT-24GN WITH DOUBLE DROP



FT-20GN 20'



FT-24GN WITH 12' HYDRAULIC TAIL



FT-36GN WITH HYDRAULIC TAIL



FT-30GN 36' + 5'



FT-30 32'



FT-50SD 48'



FT-50SD



FT-60TT



FT-50SD 45° NECK



FT-50SD 90° NECK



FT-50SD 10' SPREAD



FT-60SD 60° NECK DOUBLE DROP



FT-50SD 34 SNOWMOBILE TRANSPORT



FT-60SD PAVER SPECIAL

Semi Trailers

Sprayer Trailers



FT-16S(E) SPRAYER TRAILER



FT-16NT NARROW TRACKSPRAYER



FT-20S(E) WITH GOOSENECK



FT-16S "WT" WITH SPRAYER



FT-24S(E) 12'X30'



FT-20 WIDE TRACK



FT-28S(E)



FT-40 SPRAYER WITH STEPDECK



FT-45TT TENDER



FT-20TT WITH TENDER



FT-8R UP TO 8' REEL



FT-10R UP TO 10' REEL



SIGN & SIGNAL TRAILERS



FT-16DE WITH REEL RACKS



FT-20 POLE TRAILER



FT-12 POLE TRAILER



FT-14 CARGO POLE TRAILER



FT-8 GENERATOR TRAILER



FT-24 ROLLER TRAILER



FT-20 ROLLER TRAILER

Utility Trailers

Custom Truck Beds



12' ALUMINUM TRUCK BED



UTILITY BODY WITH TOMMYLIFT



12 FLAT BED



HYDRAULIC DUMP BED



WITH REMOVEABLE RACKS



VAN BODIES



10' HYDRAULIC TAIL



BED WITH 5' BEAVERTAIL & RAMPS



HD 24' TRUCK BED



HEAVY DUTY 32' TRUCK BED



FT-50 AUTO TRANSPORT



FT-50AT



FT-50AT WITH ALUMINUM WHEELS



3 CAR HEAD RACK



CUSTOM TRUCK BODY



CUSTOM TRUCK BODY



4 TREE POD TRAILER



90" TREE POD TRAILER



FT-35-5 HEAVY DUTY



CARGO BODY ON FT-16GN

Custom Trailers



FT-75 10'X12'X30' DUMP



FT-16DE WITH ENCLOSURE



FT-40 20' DUMP TRAILER



FT-30-3 GENERATOR TRAILER



ROLL OFF BOX



GENERATOR TRAILER



RECYCLING BOXES



SNOWPLOWS FOR RAILROAD



STAIRS FOR OIL REFINERY



GRAIN HOPPER BIN




TILING BOOT



HOPPER 10'X10'X40'



BUCKET



HEAVY-DUTY BUCKET



CONVEYOR



CONVEYOR



DUST SEPERATOR CASE



DUST SEPERATOR



WATER GATE



WATER GATE FOR DAM

**FELLING TRAILERS MAINTAINS ITS OWN FLEET OF TRUCKS
TO DELIVER IN A TIMELY MANNER**



TORO "DINGO" TRAILERS



WIDE LOAD SPRAYER TRAILERS



LOAD OF DROPDECKS & DECKOVERS



TRAILERS ARE GENERALLY SHIPPED WITH ALL WHEELS AND TIRE ON...











...READY FOR THE ROAD UPON DELIVERY



Loads

FEATURES BY **FELLING**

We will customize *your* trailer to meet *your* needs.



- A. **FELLING** std. **Adjustable Hitch**. Features 8" leveling adjustment with break-away switch and safety chains.
- B. Optional **Spare Wheel and Tire with Heavy-duty Mounting Bracket**.
- C. Optional **Floorplate Dovetail** on "E", "EW", and "DE" models.
- D. Dropdeck shown with optional **Wood Inlaid Dovetail**.
- E. Standard **Easy-tract Ramps** on drop deck models.
- F. Optional **Twin 2-speed 25,000# Landing Gear**.
- G. **Heavy-duty Adjustable Lunette Eye**. **Toolbox** standard on most deckover trailers, lockable on FT-16-2 and above.
- H. Optional **Winch**. Available in a variety of capacities, hand, electric, or hydraulic.
- I. **Lights** are SAE rubber mounted with a **One Piece Wiring Harness**. Notice drive over protection on beavertail.
- J. **Spring Assist Ramps**, standard on FT-16-2 and above.
- K. Optional **Flip-up Approach Plate** also acts as **ICC Bumper** for tilt bed trailers.
- L. Optional **10' or 12' Hydraulic Tail**.
- M. Optional **Stake & Strap with Stake Pockets** every 2' on center.
- N. **FELLING** standard **Self-cleaning Angle, Easy-tract Beavertail** on deckover models.
- O. Optional **Wood Inlaid Beavertail** on deckover models.
- P. Optional **Hinged Beavertail**. Available in full width or split full width for easier handling.





To learn more about us, have us mail you a specific full color brochure, or to locate your nearest **FELLING** dealer, go to www.felling.com or give us a call at **1-800-245-2809**.

- 150-18: Full industrial line
- 150-13: "E series" trailers
- 150-14: "L series" and utility trailers
- 150-12: Aluminum trailers
- 150-21: Hydraulic dump trailers
- 900-02: Air-ride sprayer and tender trailers
- 900-03: Utility pole and hydraulic cable reel trailers
- 9010-01: Auto Transport Trailers

Your **FELLING** TRAILER Dealer:



1525 Main Street South
 Sauk Centre, MN 56378
 (320) 352-5239 • (320) 352-5230 FAX
 Merle J. Felling, President
 Web Site: www.felling.com
 E-mail: sales@felling.com
 Call **1-800-245-2809** for your nearest dealer