



# DYNAQUEST **ST**

TOURING CRUISER



## DYNAQUEST - DQ260ST &amp; 264ST

**Upwardly mobile.**

If more luxury and power are at the top of your wish list, make sure you drive the DQ260 or 264. They're loaded with upscale amenities like a 26-inch flat screen LCD TV and a Bose® 3-2-1 AM/FM/DVD system with Surroundsound®. Interior décors include rich, solid wood cabinetry, a beautiful selection of fabrics, sculpted carpeting, Corian® countertops and more. The rugged Freightliner® M2 chassis is durable, long lasting and offers more power and towing capacity. The streamlined front end tames head and cross winds to make driving a breeze. And because these DynaQuests are smaller and more agile than typical Class A motorhomes, they can go places the big boys can't.



The DQ260's living area feels spacious and open, making it hard to believe it's a smaller coach. The Flexsteel® sofa transforms into a comfortable queen size air mattress bed.

The DQ264 also offers the convenience of a permanent double corner bed that's perfect for an afternoon nap. With an optional Flexsteel Hide-A-Bed sofa, this well planned coach provides two exceptional sleeping areas.

*The rear corner double bed is surprisingly large.*



*Mocha/Natural Cherry*



*The sumptuous and stylish seating area of the DQ260 features an Ultraleather sofa and a full-time dinette.*

# DYNASPORT - DQ275ST



**On the road with the ultimate touring vehicle.**

Take in the stunning, head turning appeal of the DQ275. Traveling in the lap of luxury takes on new meaning behind the wheel of this versatile touring cruiser.





A. This DynaQuest 275ST is well-appointed, with all of the amenities found in a much larger motorhome. With a modern kitchen, bathroom, seating for nine and plenty of storage, its hospitality suite-like interior is perfectly suited for socializing. Travel and park easily at soccer games, tailgate events, boating, antiquing, horse shows or car races. In fact, it goes just about anywhere you can think of. The standard Lexington jack knife sofa folds-out, creating an added sleeping area.

B. Pack for adventure. DynaQuest's spacious 17-cu. ft. rear trunk and powder coated steel side compartments with lockable aluminum insulated doors provide outstanding storage capacity for your gear.

C. The beautiful side dinette converts effortlessly into sleeping accommodations.

D. The convenient wet bath features a toilet, sink and a shower with a skylight.



## DYNAQUEST - DQ300ST &amp; 302ST

**Stay over in style.**

You will love the DynaQuest DQ300 and 302's permanent, comfortable sleeping quarters. These luxury coaches are larger than the DQ260 or DQ264 and offer plenty of additional storage space. When you option the beautiful Flexsteel® Ultraleather Hide-A-Bed, these beauties will sleep four comfortably.





A

DynaQuest Touring Cruisers offer incredible performance and extraordinary luxury styling. The Mercedes 250-hp diesel engine dishes out 660 lb./ft. of torque at 1,200 RPM. Beautiful Ultraleather upholstery, premium quality nylon-sculpted carpeting and rich, hardwood cabinetry and flooring set the tone in style. Add unrestricted maneuverability and you've got the perfect package.

*A. The large, airy living area features an Ultraleather Flexsteel® sofa.*

*B. The warm, inviting U-shaped dinette with a deluxe matching Ultraleather folding chair seats four comfortably, and folds out for extra sleeping room. Optional on the 264ST, 300ST and 302ST.*


*C. The 302ST kitchen features standard laminate hardwood flooring adding appeal to your living space.*

*D. The 302ST offers comfy 32-inch x 76-inch twin beds. Each features a spacious hardwood shirt wardrobe and nightstand.*

*E. The roomy rear bathroom in the 302ST has a large Corian® lavatory with a deluxe hardwood medicine cabinet. The one-piece shower with a skylight lets the sun shine in.*

B

C



D



E





## EXTERIOR FEATURES



### **Lockable storage for all your gear.**

*DynaQuest has lots of cargo space inside and out – with a spacious 17 cubic foot trunk, and generous side compartments.*

### **Contemporary cockpit.**

*The professional cockpit is designed with lots of leg room. DynaQuest ST includes power windows, cruise control, tilt and telescoping steering column, tinted glass and overhead reading lamps. Many drivers option the sophisticated GPS navigation system.*

### **Hydraulic leveling jacks.**

*Level your DynaQuest quickly, safely and easily with four standard semi-automatic leveling jacks.*



ONYX



RUSSET RIDGE



MOCHA



BRIARWOOD



QUICK SILVER



STONE RIDGE

### **Contemporary paint packages.**







*DynaQuest ST Series offers six eye-catching full-body paint packages. All feature dramatic, contemporary automotive base coat/clear coat technology.*



# INTERIOR FEATURES

## Elegant interior design schemes.

DynaQuest ST offers a beautiful variety of carpeting, solid wood cabinetry, fabric, hardwood style flooring and upholstery design combinations. Pick and choose the one that best fits your lifestyle.



**High quality optional Flexsteel® Hide-A-Bed sofa.** This inviting sofa transforms into a comfortable queen size air mattress bed.

**Posi-Lock hardware** on cabinets and drawers creates a positive lock to secure doors or drawers when the motorhome is in motion.

**Advanced 26-inch flat LCD screen TV** offers the finest in television picture quality. See your favorite movies and popular TV shows like you've never seen them before.

**Incredibly sophisticated sound system.** A Bose® 3-2-1 AM/FM/DVD player with Surroundsound® will get you and your guests' toes tapping.

**Standard color backup camera.** Back up safely and securely. The standard camera and monitor provide excellent picture quality and accurate color reproduction.

**Beautiful laminate hardwood floors** in warm maple or cherry are a standard feature in the DynaQuest.

Stylized living space is more than colors, fabrics and furnishings. Floorplans thoughtfully designed to enhance ease of movement, give a feeling of roomy comfort and convenience.

**OPTIONAL U-SHAPED DINETTE**

The floor plan illustrates the interior layout of the 2015 Toyota Sienna. Key features include:

- Trunk:** Located at the rear of the vehicle.
- Shower:** A dedicated shower area.
- LAV:** A lavatory area.
- OHC:** Overhead storage compartments.
- Micro:** A microwave oven.
- Accordian Door:** A door that folds down for access.
- Hardwood Flooring:** The flooring in the front and side areas.
- Carpet:** The flooring in the central and rear areas.
- Wardrobe:** A storage area for clothing.
- Pantry:** A kitchen area.
- Refer:** A refrigerator.
- Dinette:** A seating area.
- OH:** Overhead storage compartments.
- LCB:** A lockable cabinet.
- Flexsteel Hide-A-Bed Sofa:** A convertible sofa bed.
- Sofa Table:** Two tables for the sofa.

The floor plan diagram illustrates the interior layout of the motorhome. Key features include:

- Trunk:** Located at the rear (left side of the diagram).
- Storage Area:** A designated space for storage, adjacent to the trunk.
- Shower:** A shower facility located near the storage area.
- Refer:** A refrigerator unit.
- Micro Lav:** A small microwave and sink area.
- Sofa:** A large seating area in the center.
- OHC:** Overhead cabinets located above the sofa and dinette.
- Dinette:** A dining area located near the top of the plan.
- Cooler:** A storage cooler for beverages.
- Step:** An entrance step located near the front (right side of the diagram).
- LED TV:** A television mounted near the front.
- Carpet:** The main flooring material covering the central living area.

The floor plan illustrates the interior layout of the 2014 Toyota Sienna. The front passenger area includes a 'TRUNK' (labeled vertically), 'UPPER WARDROBE', 'LCD TV', 'LOWER WARDROBE', and 'CARPET'. The main living area features a 'QUEEN BED' with an 'OHC' (Overhead Cabinet) below it, and a 'HARDWOOD FLOORING' section. The rear area contains a 'SHOWER', 'LAV' (Linen Closet), 'PANTRY', 'REFER' (Refrigerator), 'MICRO' (Microwave), 'OHC' (Overhead Cabinet), 'STEP', and 'OHC' (Overhead Cabinet). The exterior view shows the 'FLEXSTEEL EZ BED SOFA', 'SOFA TABLE', 'CARPET', 'LCD TV', and 'OHC' (Overhead Cabinet).

Diagram of a mobile home floor plan with a car attached. The plan includes a living area with a sofa, TV, and fireplace; a kitchen with a microwave and refrigerator; a bathroom with a shower and toilet; and a bedroom with a double bed. A car is parked in the carport area.

QD300ST

TRUNK

SHOWER

HARDWOOD FLOORING

LINEN

LAV

OHC

OHC

BED

OHC

SHIRT CLOSET

REFER

OHC

FLEXSTEEL EZ BED SOFA

SOFA TABLE

SOFA TABLE

CARPET

HARDWOOD FLOORING

WARDROBE

PANTRY

MICRO

OHC

STEP

LED TV

TRUNK

STORAGE AREA

SHOWER

PANTRY

OHC

DINETTE

COOLER

CARPET

FLEXSTEEL EZ BED SOFA

MICRO

REFER

LAV

OHC

STEP

LCD TV

KEY DIMENSIONS		DQ275ST	DQ260ST	DQ264ST	DQ300ST	DQ302ST
GVWR:		25,000 lb.	25,000 lb.	25,000 lb.	25,000 lb.	25,000 lb.
GCWR:		44,500 lb.	44,500 lb.	44,500 lb.	44,500 lb.	44,500 lb.
Overall Length:		27' 5"	27' 5"	27' 5"	31' 1"	31' 1"
Exterior Width:		8' 5"	8' 5"	8' 5"	8' 5"	8' 5"
Wheelbase:		190"	190"	190"	206"	212"
Overall Exterior Height: (includes standard 13,500-BTU roof air conditioner and/or dome)		11' 4"	11' 4"	11' 4"	11' 4"	11' 4"
Interior Height:		6' 6"	6' 6"	6' 6"	6' 6"	6' 6"
Fuel Capacity:		80 gal.	80 gal.	80 gal.	80 gal.	80 gal.
Water Capacities:	Fresh	33 gal.	36 gal.	36 gal.	36 gal.	36 gal.
	Grey	36 gal.	36 gal.	36 gal.	36 gal.	36 gal.
	Black	33 gal.	33 gal.	33 gal.	33 gal.	33 gal.
LPG Capacity:		20.3 gal./68 lb.	20.3 gal./68 lb.	20.3 gal./68 lb.	20.3 gal./68 lb.	20.3 gal./68 lb.



## CHASSIS TYPE

- 2008 Freightliner M-2, GVWR: 25,000 lbs.

## CHASSIS FEATURES

- Engine: Mercedes-Benz 900-250, 7.2L Diesel
  - 2007 EPA/CARB Emission Certification
  - 250 Horsepower @ 2,200 RPM
  - 660 lb.ft. of Torque @ 1,200 RPM
  - 2,400 RPM Governed
  - 270 Amp Alternator
  - 2 Alliance Model 1231, Group 31, 12-Volt Maintenance Free Batteries with 2,200 CCA
  - Chassis Battery Shut Off Switch in Cab (Mounted by driver's seat)
  - Wabco 15.5 CFM Air Compressor
  - Mercedes-Benz Off/Low/High Compression & Exhaust Brake
  - Engine After Treatment Device, Automatic Over the Road Regeneration & Dash Mounted Regeneration Request Switch
  - 950 Square Inch Aluminum Radiator
  - 1,000 Watt/115-Volt Block Heater
  - Allison 3,000 TRV 6-Speed Automatic
  - Push Button Electronic Shift Control, Dash Mounted
  - Transmission Electronic Oil Level Check
  - 10,000 lb. Front Axle
  - Cast Iron Front Brake Drums
  - Power Steering
  - 2 Quart See Through Power Steering Reservoir
  - 10,000 lb. Taperleaf Front Suspension
  - 15,000 lb. Quiet Ride Single Rear Axle
  - 4.10 Rear Axle Ratio
  - Cast Iron Rear Brake Drums
  - Airliner 15,000 Rear Suspension
  - Dual Instant Response Rear Suspension Leveling Valves with Ping Tank & Reserve Tank
  - 15,000 lb. Airliner Rear Suspension Stabilizer Bar
  - Air Brakes with 4 Wheel ABS
  - Brake Line Air Dryer, Heater & Integral Reservoir
  - Auto Drain Valve on all Tanks
  - Quick Disconnect Fitting with Tire Inflation Kit
  - 11/32" x 3-1/2" x 10-15/16" Steel Frame
  - Left & Right Hand 40 Gallon Rectangular Aluminum Fuel Tanks - 80 Gallon Fuel Capacity
  - Fuel Filter/Water Separator with Primer Pump
  - Auxiliary Fuel Supply & Return Ports (Generator)
  - Front Tires: 265/70R19.5 (14 Ply Radials)
  - Rear Tires: 245/70R19.5 (12 Ply Radials)
  - Accuride 19.5 x 7.50 Polished Aluminum Front Wheels
  - Accuride 19.5 x 7.50 Polished Aluminum Rear Wheels (Note: Only outside rear rims are polished)
- ## CAB EXTERIOR
- Aluminum Cab
  - Rubber Mounted
  - Chrome Grille
  - Chromed Air Intake Grille
  - Rectangular Amber Fog Lights

- Daytime Running Lights
- Chrome Heated & Remote Mirrors with 8" Convex Mirrors Mounted Under Primary Mirrors
- Tinted Door Glass with Tinted Operating Wing Windows
- Electric Powered Windows
- 8 Liter Windshield Washer Reservoir with Fluid Level Indicator

## CAB INTERIOR

- Gray Vinyl Interior
- Dash Mounted Ash Tray & Lighter
- Alarm Clock in Dash
- 2 Cup Holders in Dash
- Dash Air Conditioning
- Dual Reading Lights
- Electric Door Locks
- Driver & Passenger Air Suspension Seat Pedestals
- Driver & Passenger Seats Swivels
- 3 Point Driver & Passenger Seat Belts
- 18" Leather Wrapped Steering Wheel

## CONTROLS & INSTRUMENTS

- Tilt & Telescoping Steering Column
- Wood Grain Instrument Panels
- Low Air Pressure Light & Buzzer
- Primary & Secondary Air Pressure Gauges
- Electronic Cruise Control
- Digital Display of Odometer, Trip Odometer, Engine Hour, Voltage & Diagnostics
- 2" Electric Fuel Gauge (Reads drivers side fuel tank only)
- Transmission Oil Temperature Gauge
- Oil Pressure Gauge
- Multi Band AM/FM/WB/CB Left Hand Mirror Mounted Antenna
- Speedometer
- Electronic 3,000 RPM Tachometer
- Windshield Wipers with Delay
- Marker Lights with Separate Interrupter Switch
- One Valve Parking Brake System with Warning Indicator

## EXTERIOR FEATURES

- Paint:
  - Option # 1 - Mocha (Tan)
  - Option # 2 - Briarwood (Taupe)
  - Option # 3 - Quick Silver (Silver & Black)
  - Option # 4 - Russet Ridge (Burgundy)
  - Option # 5 - Onyx (Gold & Black)
  - Option # 6 - Stoney Ridge (Silver & Grey)
- Four Point Semi-Automatic Hydraulic Leveling Jacks (Standard)
- Four Point Fully-Automatic Hydraulic Leveling Jacks (Optional)
- 7,500 lb. Hitch Capacity (Standard)
- 10,000 lb. Hitch Capacity (Optional)
- Box Awning (Standard)
- Power Awning (Optional)
- Lighted Grab Handle at Entry Door
- Power Step at Entry Door
- Exterior Storage Compartments:

- Aluminum Compartment Doors
- E-Coated Steel Compartment Boxes
- Lights in Compartments
- LED Tail Lights
- Tank Covers with Rotating Fuel Doors
- Lighted Rear Trunk with 12-Volt & 110-Volt Receptacle
- 2 Docking Lights in Rear Bumper
- Exterior Mounted LP Gas Grill (Optional)

## INTERIOR FEATURES:

- Interior Decors:
  - Option # 1 - Mocha (Tan)
  - Option # 2 - Briarwood (Taupe)
  - Option # 3 - Quick Silver (Silver & Black)
  - Option # 4 - Russet Ridge (Burgundy)
  - Option # 5 - Onyx (Gold & Black)
- Deluxe Sculpted Carpet (Living Room & Bedroom)
- Hardwood Flooring (Kitchen & Bath)
- Ceramic Tile (Optional)
- Cabinets: Hardwood
  - Option # 1 - Natural Cherry
  - Option # 2 - Stained Cherry
  - Option # 3 - Natural Maple
- Deluxe Hidden Cabinet Door Hinges
- Posi - Lock Latches on Cabinet Doors
- 26" LCD TV in Living Area
- Satellite: Fully Automatic (Standard)
- Satellite: In-Motion (Optional)
- Flush Mounted Halogen Ceiling Lights
- Floor Lighting Through Out
- Bose 3-2-1 DVD/Surround Sound System (Standard)
- Bose LS 18 DVD/Surround Sound System (Optional)
- Ceiling Material: Deluxe Padded Ceiling
- Interior Wall Material: Décor Wallboard
- Day/Night Pleated Shades
- Matched Fabric Lambrequins
- Flexsteel EZ Bed Sofa (Standard)
- Flexsteel Hide-A-Bed Sofa with Air Mattress (Optional)
- Flexsteel Hide-A-Bed Sofa with Air Mattress (Standard DQ260)
- NEW U-Shaped Booth Dinette (Optional in place of the sofa on Models DQ264, DQ300 & DQ302)
- Fantastic Fan Roof Vents

## SAFETY FEATURES

- LP Gas Leak Detector
- 12-Volt Carbon Monoxide Detector
- Smoke Detector
- Fire Extinguisher

## KITCHEN FEATURES

- Corian Countertop with Integrated Double Bowl Sink & Sink Covers (Single Bowl Sink on DQ275)
- Single Handle Faucet with Pull-out Spray Head
- Two Burner LP Gas Stove Top
- Over the Range Convection Microwave (N/A on DQ275)
- Norcold 10 cu. ft. Stainless Steel Refrigerator
- Norcold 10 cu. ft. with Ice Maker Stainless Steel Refrigerator (Optional)
- Front & Rear Facing Dinette with Corian Table (DQ260 & DQ275)
- 120-Volt Receptacle
- Hardwood Flooring (Standard)
- Ceramic Tile Flooring (Optional)

## BATHROOM FEATURES

- Corian Lavatory Top with Integrated Sink
- Hardwood Flooring (Standard)
- Ceramic Tile Flooring (Optional)
- Deluxe Hardwood Medicine Cabinet
- One Piece Fiberglass Shower with Skylight
- China Toilet
- Fantastic Vent Fan

## BEDROOM FEATURES

- 20" LCD TV (Optional)
- 2nd Bose 3-2-1 in Bedroom (Optional)
- Zone 2 Option (Available when upgrading the front system to a Bose LS 18)
- Deluxe Sculpted Carpet Flooring
- Hardwood Wardrobes
- Designer Bedspread & Pillow Shams
- Fantastic Vent Fan

## DRIVER & PASSENGER COMPARTMENT

- Color Back Up Camera
- Two Side View Cameras (Optional)
- GPS Navigation System (Optional)
- Driver & Passenger - Lexington Ultra Leather Captain's Chairs
- AM/FM/CD Radio System
- CB Radio (Optional)
- Roof Mounted Dual Air Horns

## CONSTRUCTION HIGHLIGHTS

- Heavy Duty 3" E - Coated Steel Floor Frame mounted on Rubber Isolators
- Radiused & Laminated Side Walls

- Square Tube Aluminum Framed Sidewalls with all thru Wall Cut Outs Framed in Aluminum
- Panoramic Bonded & Dark Tinted Windows
- One Piece Radiused & Laminated Roof
- Square Tube Aluminum Framed
- One Piece Outer Fiberglass Skin
- R-11 Solid Block Foam Insulation in Floor
- R-8 Solid Block Foam Insulation in Sidewalls & Roof
- Steel Cage Connecting Cab to Sidewalls & Roof
- Aerodynamic Front Fiberglass Cab Transition
- Molded Fiberglass Rear Cap with Trunk
- Hydraulic Slide Out (Living Room)
- Electric Slide Out (Bedroom)
- Side Cross Flow Vent Windows

## UTILITIES

### Heating

- 30,000 BTU LP Gas Furnace (DQ260, DQ264 & DQ275)
- 42,000 BTU LP Gas Furnace (DQ300 & DQ302)
- Single Thermostat for Heating & Cooling

### Electrical

- Three Group 27 AGM, 276 Amp Hour Coach Batteries
- 1,000 Watt Inverter (Standard)
- 3,000 Watt Inverter (Optional)
- 50 Amp Land Line
- 6.0 KW Onan Generator (Standard)
- Auto Generator Start (Optional) (Note: Requires Upgrade to 3,000 Watt Inverter Option)
- Coach Battery Disconnect in Living Area

### Cooling

- RV Products Polar Mach Single Low Profile Roof Air Conditioner - 13,500 BTU (DQ260, DQ264 & DQ275)
- RV Products Polar Mach Dual Low Profile Roof Air Conditioners - 13,500 BTU (DQ300 & DQ302)
- RV Products Polar Mach Low Profile Roof Air Conditioner 15,000 BTU with Heat Pump (Optional)

### Plumbing & Water System:

- Six Gallon LP Gas Water Heater
- Six Gallon LP Gas & Electric Water Heater (Optional)
- 12-Volt High Capacity Water Pump
- Heat Pads on Grey & Black Water Tanks



We're Performance Driven

2745 Northland Dr • P.O. Box 1948 • Elkhart IN 46515  
888-295-7859 • [www.dynamaxcorp.com](http://www.dynamaxcorp.com)

Actual towing capacity is dependent on your particular loading and towing circumstances, which includes GVWR, GAWR and GCWR, as well as adequate trailer brakes. Please refer to the Owners Manual of your vehicle for further information. Floor plans, features and specifications of the DynaQuest are subject to change without notice.

# CLUB MAX

## Benefits to the Max

One of the really neat benefits of being a Dynamax owner is membership in the Dynamax owner's club. We call it Club Max. You'll call it a great way to enjoy your new motorhome, as you spend fun time with other owners. It's also a great way to travel and socialize, especially at the Dynamax Rally, held every year. In addition to rallies and special events, there are many other benefits, including *To The Max*, the official news magazine of Club Max; a roadside assistance program; FMCA Membership; KOA value card; a lost key program; and much more. And, of course, the biggest benefit is the network of friends you will soon develop. The camaraderie and spirit of the Dynamax community is a special part of the experience. To learn more, just click on [www.myclubmax.com](http://www.myclubmax.com) or enter through the Dynamax web site: [www.dynamaxcorp.com](http://www.dynamaxcorp.com).



We're Performance Driven

2745 Northland Dr • P.O. Box 1948 • Elkhart IN 46515  
888-295-7859  
[www.dynamaxcorp.com](http://www.dynamaxcorp.com)