



2008
Coachmen Clipper
Easy.

Now It's Time
for Family Fun.



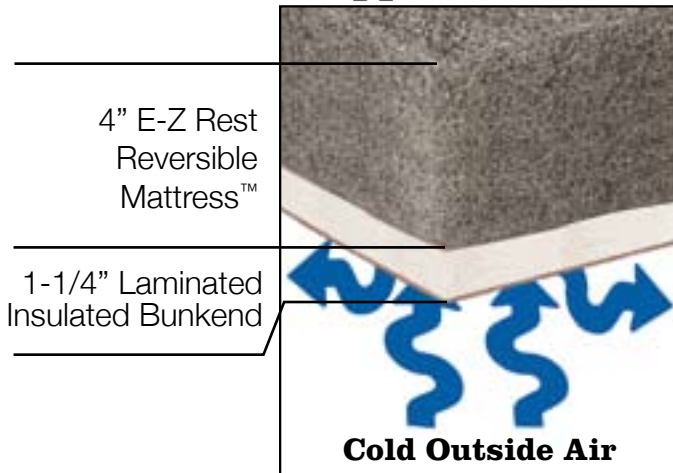
The Clipper Difference.

Construction & Features Competitors Can't Match

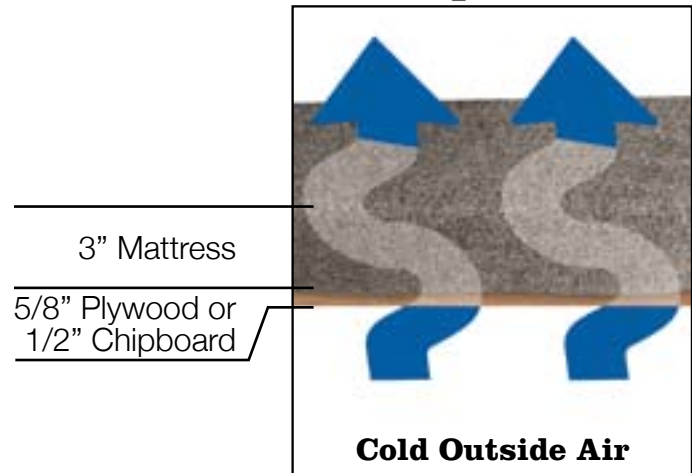
Warmest Folding Camper in the Industry

What would you rather sleep on?

Clipper Standard



Competitors



1-1/4" laminated insulated bunkend

- Double the industry standard thickness
- Solid wood, steel reinforced frame filled with 1" thick high density foam and laminated with wood panel on top and bottom
- Yields a more stable bedend vs. chipboard or spliced plywood used by other brands
- Insulation improves comfort and warmth



Optional 20M BTU Suburban® Furnace with forced air, electronic ignition and thermostat control.

Largest heating capacity of any folding camper.



Flip the mattress to suit your comfort.

E-Z Rest Reversible Mattresses™

- Softer on one side, firmer on the other. Now you have a choice!
- A higher level of comfort over standard foam or cheap innerspring mattresses used by the competition.



Optional 12V mattress heater.

Roof Side Z-Rail

Channels water away.

- Z-Rails on roof perimeter and sidewalls keep wood above water level collection points.
- Others use U channel where wood and water can come in contact at the bottom of the channel.
- Channels are kept open to allow water to run out like a gutter.
- Others attempt to seal channels to keep water out; when the seal is compromised, water will collect and cannot escape.

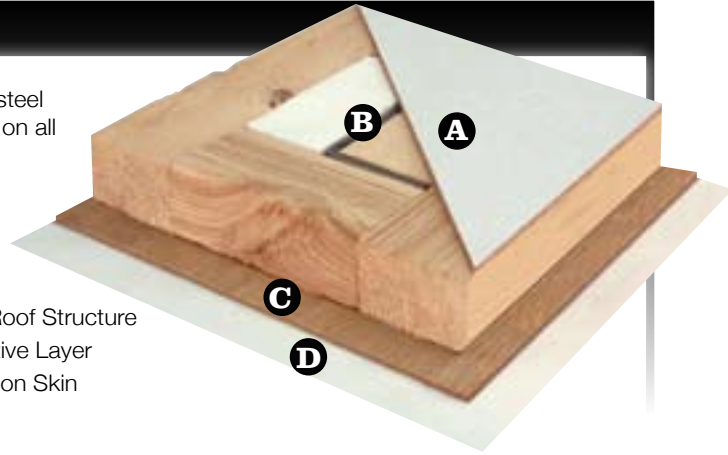


Dura Tuff Roof

- No one else includes the extra wood layer between the top Filon and internal foam that provides stiffness and reduces the probability of damage due to hail, road debris, etc.
- Roof vent is placed off to the side so the A/C can be center-mounted without having to remove the vent. This design allows you to have both the vent and A/C.

- The roof is framed with steel supports to accept A/C on all models without extra reinforcement.
- Covered with a seamless Filon exterior.

- A. Ceiling Board
 B. Wood Frame & Foam Roof Structure
 C. Dura Tuff Wood Protective Layer
 D. One Piece Seamless Filon Skin



SST & Coleman® Stove & Stand



Super Sliding Storage Trunk (SST)

- Rugged 25 cu.ft. rotocast plastic trunk has enough space to take it all with you.
- Trunk slides in both directions on a patented mechanism that provides full access to the trunk interior with the front bed pulled out.
- Trunk lids also flip over to serve as additional shelves/table tops complete with cup holders.



Lakeside Maple Wood with Natural Touch Finish on Paneling and Cabinet Doors

- Special durable coating resists scratches, moisture and marking
- Feel the difference




Coleman® Grill Stove with Electronic Ignition and Multipurpose Portable Stand

- True high pressure cooking – fast and efficient
- 25 ft. long grill hose in the Camp Rite package connects the Grill Stove directly to the camper's front gas bottle.
- Portable stand provides stable footing for the Grill Stove, a cooler, garbage bag, etc.; yet it folds up to a compact size that's easy to store.



Improved Entry Doors

- Redesigned upper screen door makes installation easy and improves alignment and function on 2-piece door models.
- Removable travel door stores out of the way on one-piece door models.



Wide Trac Suspension

Better safety and stability on the road.

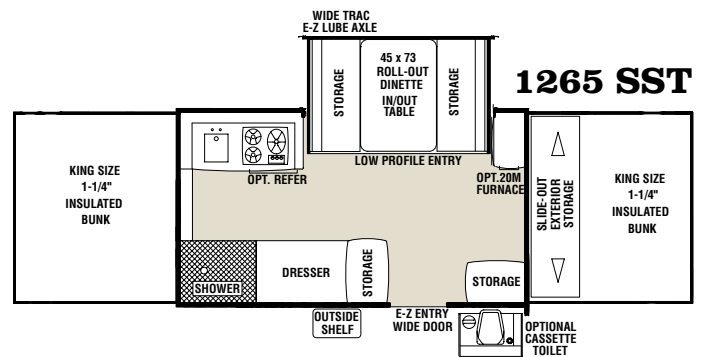
- Widest stance of any folding camper
- Improves towing safety and stability
- Stronger axle beams than most competitors
- Steel frame with automotive E-coat finish. E-Coat is a 12 step cleaning and finishing process that applies multiple layers of protection to fully penetrate and coat INSIDE and OUT. Powder coating used by some competitors cannot cover inside surfaces.

2008 Coachmen Clipper Classic

Slide-Outs



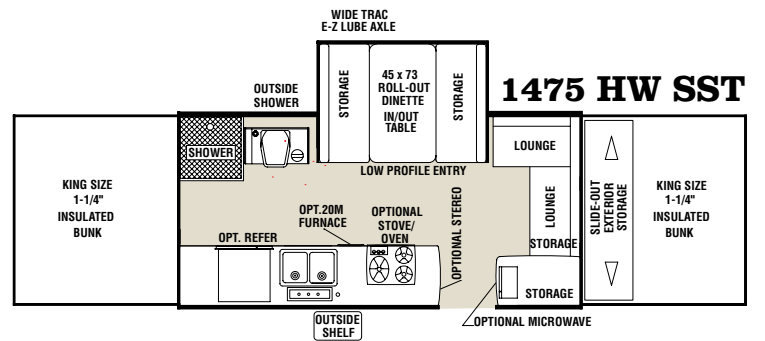
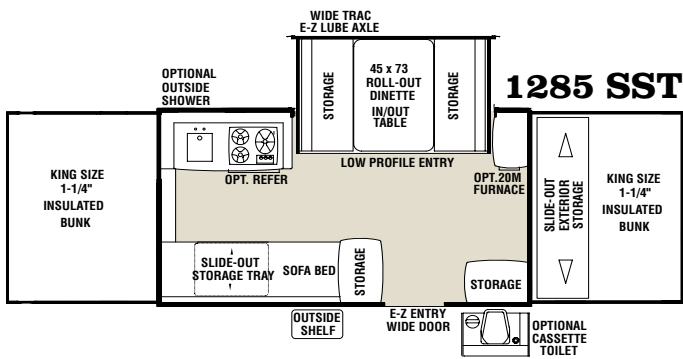
Slide into family fun with the Clipper Classic Slide-Outs. Incredibly spacious, these slide-out campers have room for everyone. Our slide-out models come in three popular floor plans – each one loaded with exclusive features you won't find in other folding campers.



Abundant storage capacity is found in this sliding storage compartment. It slides out for convenient, easy access and features a lid that flips open for use as an outside table top or counter space.



Roomy interior space and large king size bunks make the Classic Slide-Out models ideally suited for family camping. Let the kids bring their friends along. There's room for everyone!



The roll-out dinette is designed with a low profile entry that makes it easier and safer to enter and exit the dinette area. The space underneath the dinette seats also provides additional storage. The in/out table lends versatility allowing you to move the table outside for picnics and other fun campsite activities.





Lots of choices from floor plans to features make the Clipper Sport an outstanding family value. The Clipper Sport comes in 10 family-friendly models loaded with standard features and storage galore, making it easy to bring along everything you need for fun and convenience.



Clipper Features

VRX-14 Supreme Tent with storm cuff and tinted windows

Portable in/out dinette table

4" upholstered cushions

Z-rails channel water away

Patio light

Fantastic Fan™ power roof vent is standard on all models (except 806).

One piece undercoated floor

Low profile removable tongue jack

Lined drapes for improved privacy

Bedend light with fan (see spec chart for availability)

Sandpad for greater stability (Available with the Camp Rite package)

EZ Lube axle bearing. Easier maintenance for improved safety.

Entrance door 3" wider than industry standard and stores crankhandle

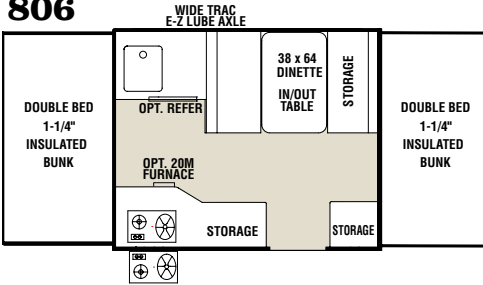
INDUSTRY BEST

Diagram labels include: Grease Zerk, Rubber Plug, Grease Floor, Metal End Cap, Outer Bearing, Spring Loaded Double Lip Seal, Inner Bearing.

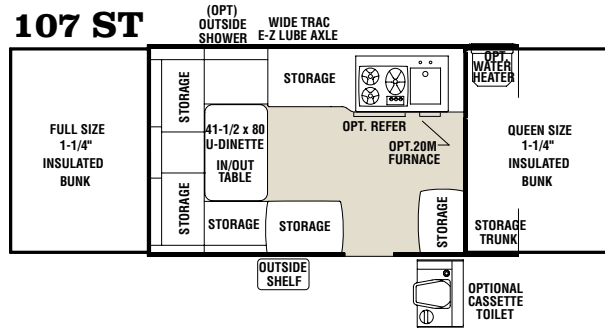
2008 Coachmen Clipper Sport Floor Plans



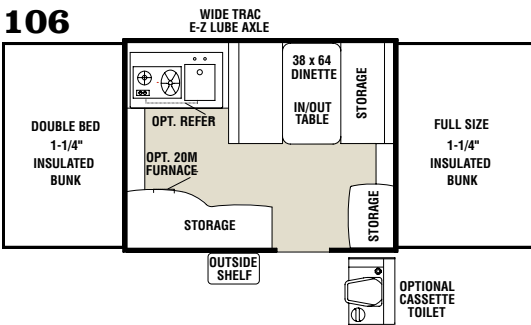
806



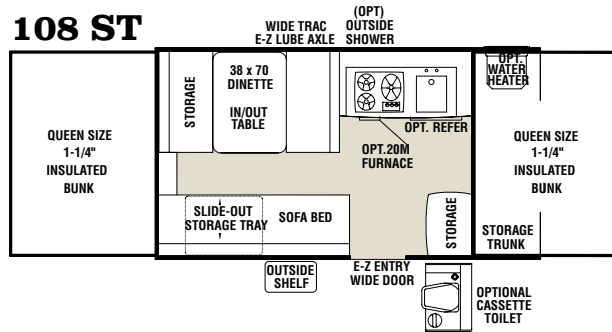
107 ST



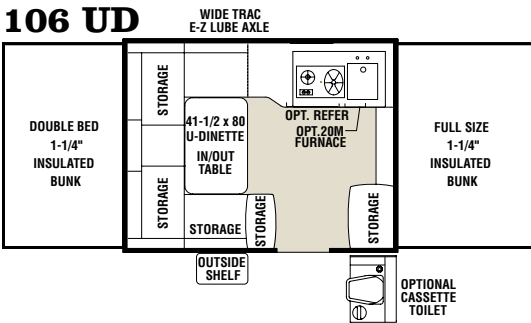
106



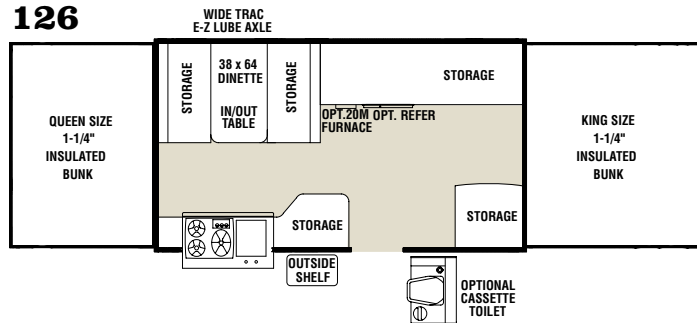
108 ST



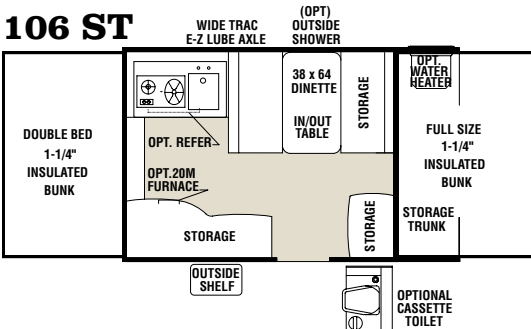
106 UD



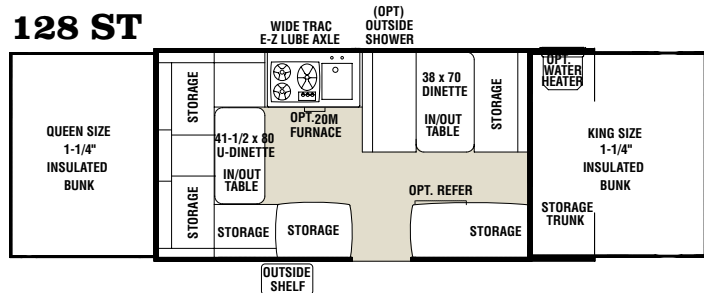
126



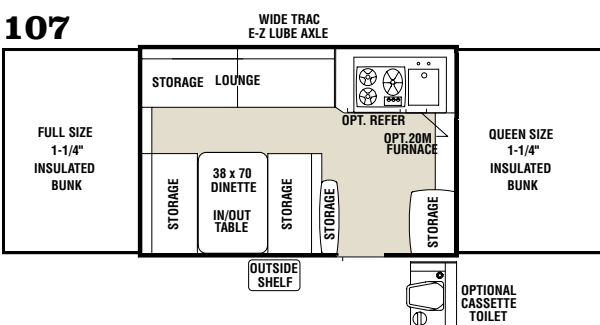
106 ST



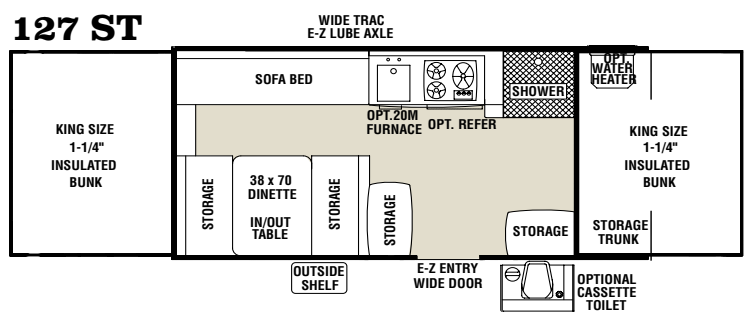
128 ST



107



127 ST



Off-Road

2008
Coachmen Clipper

No place is off limits with Clipper Off-Road Trailers. Their rugged suspension system, heavy-duty 6" I-beam frame, and extra ground clearance let you go where other campers can't. The 60" x 83" diamond plate front platform on the 1175 SC lets you take the power toys along whereas the high sidewall 1465 O/R SST gives you roomy travel trailer-type comforts with back road ruggedness.

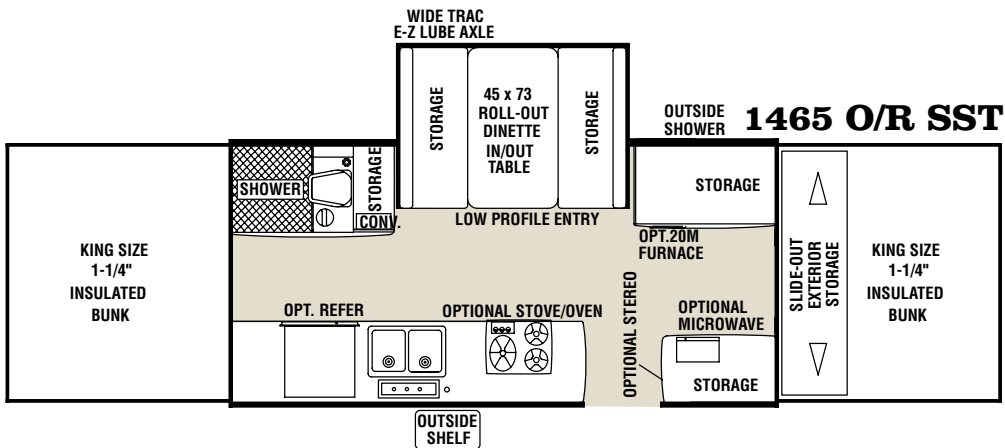
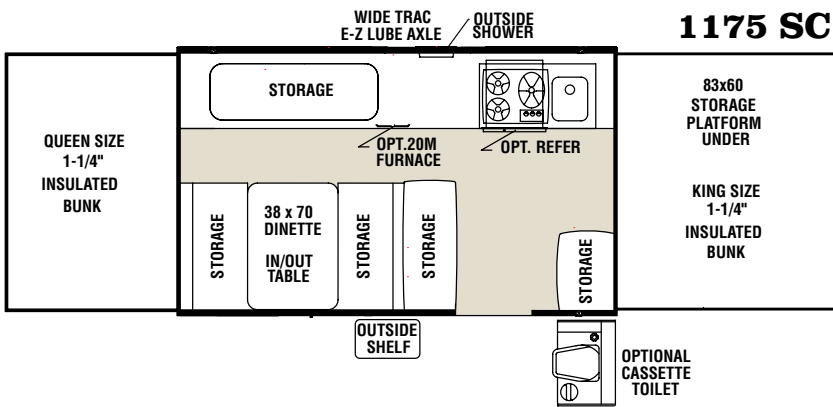


This huge storage unit in model 1175 SC can be accessed from the top or bottom cabinet door and also serves double duty as extra seating or counter space.



This innovative Swing-Over Galley with built-in drawer provides convenient kitchen and storage facilities while in camp. When it's time to break camp, it easily moves from camping to travel position. All your cooking utensils stay safely in place during travel.





Classic

Specifications

	1175 SC	1465 O/R SST	1265 SST	1285 SST	1475 HW SST
Interior Box Size	11'	14'	12'	12'	14'
Travel Length	21' 4"	21' 4"	18' 5"	18' 5"	21' 4"
Travel Width	85"	85"	85"	85"	85"
Travel Height	60"	72"	55"	55"	69"
Front Storage Cargo Platform	60 X 83				
Interior Open Length	22' 2"	26' 2"	24' 5"	24' 5"	26' 2"
Interior Open Height	6' 10"	7' 6"	6' 10"	6' 10"	7' 6"
Sleeping Capacity	6	6	6	8	6
Front Sleeping Area	70 X 80	70 X 80	70 X 80	70 X 80	70 X 80
Rear Sleeping Area	58 X 80	70 X 80	70 X 80	70 X 80	70 X 80
Dinette Area	39 X 70	45 x 73	45 X 73	45 X 73	45 x 73
"U" Dinette	N/A	N/A	N/A	N/A	N/A
Sofa Bed	N/A	N/A	N/A	34 X 76	N/A
Tire Size	ST225/75D15	ST225/75D15	ST175/80D13	ST175/80D13	ST225/75D15
Tire Load Range	5 Bolt D	5 Bolt D	5 Bolt D	5 Bolt D	5 Bolt D
Hitch Weight # (approx.), (lbs./Kg)	378/171	480/218	287/130	288/104	505/229
Axle Weight # (approx.), (lbs./Kg)	2401/1089	3160/1433	2383/1081	2332/1058	3234/1467
Dry Weight # (approx.), (lbs./Kg)	2779/1261	3640/1651	2670/1211	2620/1188	3739/1696
Cargo Capacity # (approx.), (lbs./Kg)	2679/1215	1920/871	837/380	888/403	1846/837
Gross Vehicle Weight Rating (GVWR), (lbs./Kg)	5458/2476	5560/2521	3507/1591	3508/1591	5585/2533
Coupler Ball Size	2-5/16"	2"	2"	2"	2"

Standard & Optional Equipment

Goshen Lift System w/Double Lift Arms	STD	STD	STD	STD	STD
Coleman® Propane Grill Stove w/Stand	STD	STD	STD	STD	STD
4 Layer Seamless Flon Roof - A/C Ready	STD	STD	STD	STD	STD
Laminated Exterior Surface	Aluminum	Aluminum	Aluminum	Aluminum	Aluminum
VRX-14 Cleanable Tent w/Storm Cuff	STD	STD	STD	STD	STD
1-1/4" Laminated / Insulated Bed	STD	STD	STD	STD	STD
E-Z Glide Rollout Bunk System	STD	STD	STD	STD	STD
E-Z Rest Reversible Mattress™	4"	4"	4"	4"	4"
Cushions	4"	4"	4"	4"	4"
Lined Side Drapes	STD	STD	STD	STD	STD
Lined Bedend Privacy Curtains & Valances	STD	STD	STD	STD	STD
E-Z Swing Over Galley w/Drawer	STD	N/A	STD	STD	N/A
Wedgewood Range	3 Burner	3 Burner-Opt Oven	3 Burner	3 Burner	3 Burner-Opt Oven
Stainless Steel Sink	STD	STD-Double Bowl	STD	STD	STD-Double Bowl
Kitchen Faucet w/12 Volt Water Pump	STD	STD	STD	STD	STD
Hot Water System w/Built-In Shower	N/A	STD	STD	N/A	STD
Hot Water System w/Outside Shower	STD	STD	N/A	STD	STD
Built-In Water Tank - 16 Gal	N/A	N/A	N/A	N/A	N/A
Under Floor Water Tank - 23/30 Gal	STD	STD	STD	STD	STD
Radius Edge Hi-Pressure Countertop	STD	STD	STD	STD	STD
Inside/Outside Table	STD	STD	STD	STD	STD
Outside Utility Shelf	STD	STD	STD	STD	STD
Converter w/Battery Charger	35 AMP	35 AMP	25 AMP	25 AMP	35 AMP
12 Volt Ceiling Lights	6	8	7	7	8
120 Volt Electrical Outlets	4	4	4	3	4
Exterior 120 Volt GFI Protected Outlet	STD	STD	STD	STD	STD
Bedend Light w/Fan	2-STD	2-STD	1 - STD	1 - STD	2-STD
Patio Light	2-STD	STD	STD	STD	STD
Modular Storage Cabinet	STD	N/A	STD	STD	N/A
One Piece Screen Door w/Removable Lower Door	STD	STD	STD	STD	STD
Front Storage Compartment w/Light	N/A	N/A	N/A	N/A	N/A
SST - Super Sliding Storage Compartment	N/A	STD	STD	STD	STD
Fantastic Fan™ Power Roof Vent	STD	STD	STD	STD	STD
Clothes Hanger Bar	STD	STD	STD	STD	STD
Wide Trac E-Z Lube Heavy Duty Suspension	5,200# - Torflex	5,200# - Torflex	3,500# - Torflex	3,500# - Torflex	5,200# - Torflex
Seamless HD Polyethylene Wheel Wells	STD	STD	STD	STD	STD
Removable Tongue Jack w/Rubber Wheel	Fixed Dolly Wheel	Fixed Dolly Wheel	STD	STD	Fixed Dolly Wheel
Durable 7 Wire Trailer Connection	STD	STD	STD	STD	STD
Tubular Steel Frame w/E-Coat Finish	6" I-Beam Main	6" I-Beam Main	4"	4"	4"
Crank Down B.A.L. Jacks	4 Type C- STD	4 Type C- STD	4 - STD	4 - STD	4 Type C- STD
Spare Tire, Bracket, Cover & Entrance Step	STD	STD	STD	STD	STD
3-Way Dometic Refrigerator	2.5 CF-OPT	3 CF-OPT	2.5 CF-OPT	2.5 CF-OPT	3 CF-OPT
20,000 BTU Suburban Furnace	OPT	OPT	OPT	OPT	OPT
Carefree Awning - Silver Fade	10' - OPT	12' - OPT	11' - OPT	11' - OPT	12' - OPT
Screenroom w/Privacy Flaps	10' - OPT	12' - OPT	11' - OPT	11' - OPT	12' - OPT
Modular Cassette Potti	OPT	STD	OPT	OPT	STD
Electric Brakes	STD	STD	STD	STD	STD
Sand Pads, Grill Hose & Battery Box, GB Ring	OPT-Camp PK	OPT-Camp PK	OPT-Camp PK	OPT-Camp PK	OPT-Camp PK
Double Gas Bottle & Cover	STD	STD	OPT	OPT	STD
Bike Rack-Roof Mount	OPT	OPT	OPT	OPT	OPT
1 - 12 Volt Outlet & Mattress Heater	OPT	OPT	OPT	OPT	OPT
Carefree Power Lift	OPT	OPT	OPT	OPT	OPT
Highwall Standard Build Package*	N/A	OPT	N/A	N/A	OPT

Items shown in **bold face type** are Clipper Exclusives. *AM/FM/CD Stereo, Microwave Oven, 3-Burner Stove w/Oven, Factory Installed 13,500 BTU A/C

Sport

Specifications

Interior Box Size	
Travel Length	
Travel Width	
Travel Height	
Front Storage Cargo Platform	
Interior Open Length	
Interior Open Height	
Sleeping Capacity	
Front Sleeping Area	
Rear Sleeping Area	
Dinette Area	
"U" Dinette	
Sofa Bed	
Tire Size	
Tire Load Range	
Hitch Weight # (approx.), (lbs./Kg)	
Axle Weight # (approx.), (lbs./Kg)	
Dry Weight # (approx.), (lbs./Kg)	
Cargo Capacity # (approx.), (lbs./Kg)	
Gross Vehicle Weight Rating (GVWR), (lbs./Kg)	
Coupler Ball Size	

Standard & Optional Equipment

Goshen Lift System w/Double Lift Arms	
Coleman® Propane Grill Stove w/Stand	
4 Layer Seamless Flon Roof - A/C Ready	
Laminated Exterior Surface	
VRX-14 Cleanable Tent w/Storm Cuff	
1-1/4" Laminated / Insulated Bed	
E-Z Glide Rollout Bunk System	
E-Z Rest Reversible Mattress™	
Cushions	
Lined Side Drapes	
Lined Bedend Privacy Curtains & Valances	
E-Z Swing Over Galley w/Drawer	
Wedgewood Range	
Stainless Steel Sink	
Kitchen Faucet w/12 Volt Water Pump	
Hot Water System w/Built-In Shower	
Hot Water System w/Outside Shower	
Built-In Water Tank - 16 Gal	
Under Floor Water Tank - 23/30 Gal	
Radius Edge Hi-Pressure Countertop	
Inside/Outside Table	
Outside Utility Shelf	
Converter w/Battery Charger	
12 Volt Ceiling Lights	
120 Volt Electrical Outlets	
Exterior 120 Volt GFI Protected Outlet	
Bedend Light w/Fan	
Patio Light	
Modular Storage Cabinet	
One Piece Screen Door w/Removable Lower Door	
Front Storage Compartment w/Light	
SST - Super Sliding Storage Compartment	
Fantastic Fan™ Power Roof Vent	
Clothes Hanger Bar	
Wide Trac E-Z Lube Heavy Duty Suspension	
Seamless HD Polyethylene Wheel Wells	
Removable Tongue Jack w/Rubber Wheel	
Durable 7 Wire Trailer Connection	
Tubular Steel Frame w/E-Coat Finish	
Crank Down B.A.L. Jacks	
Spare Tire, Bracket, Cover & Entrance Step	
3-Way Dometic Refrigerator	
20,000 BTU Suburban Furnace	
Carefree Awning - Silver Fade	
Screenroom w/Privacy Flaps	
Modular Cassette Potti	
Electric Brakes	
Sand Pads, Grill Hose & Battery Box, GB Ring	
Double Gas Bottle & Cover	
Bike Rack-Roof Mount	
1 - 12 Volt Outlet & Mattress Heater	
Carefree Power Lift	
Highwall Standard Build Package	

Items shown in **bold face type** are Clipper Exclusives.

AT COACHMEN, we're all about easy. Our motorhomes, fifth wheels, travel trailers and folding campers are designed to be easy to use, easy to enjoy, easy to own. And our no hassle warranty keeps them that way.

Coachmen



Easy to Use. Really.

Pete, the Coachmen mascot, symbolizes our commitment to being your best friend on the road. Like Pete, we're always there to make sure everything about your Coachmen is as easy and uncomplicated as possible, so you can escape from the hassles and worries of everyday life and enjoy RVing.

Your Coachmen will be easy to buy, easy to use and easy to own. That's our promise to you. We accomplish this in big ways through clever designs and superior support after the sale. But the real measure of being "easy" is in the countless thoughtful touches we include throughout your new Coachmen RV. As you

review this brochure please check out many of our easy touches.

Remember, no matter where the road takes you, the going is always easier with Coachmen.

Easy to Enjoy. Honest.

When you go RVing, there's one thing you should always leave behind: worry.

At Coachmen, our no hassle warranty is our commitment to you, to assure your ongoing satisfaction. This no hassle warranty means that we won't refer you back to some supplier you've never heard of. We won't bounce you back and forth between the dealership and the factory.

Also, should you ever need service or repair; it is easy to find one of the hundreds of Coachmen dealers or authorized repair centers nationwide.

We take pride in working with you to keep your RV experience as enjoyable as possible. We're with you every step of the way. Coachmen. You couldn't ask for an easier traveling companion.

Limited Warranty

- Lift System - Lifetime
- Vinyl Tent - 5 years
- Roll Out System - 5 years
- Frame - 5 years
- Roof Assembly - 5 years
- Dexter® Axle - 5 years
- Refrigerator - 3 years
- Plumbing System - 10/25 year
- Electronic Converter- 2 years
- Filon® Roof Exterior - 2 years

All information contained in this brochure is believed to be accurate at the time of publication. However, during the model year, it may be necessary to make revisions and Coachmen reserves the right to make all such changes without notice, including changes in prices, colors, materials, equipment and specifications, as well as the addition of new models and the discontinuance of models shown in this brochure. Therefore, please consult with your Coachmen dealer and confirm the existence of any materials, design or specifications that are material to your purchase decision.

COA-23 11/07 Printed in U.S.A.
V-50-008

To see how Coachmen is making the easy life even easier, visit www.easyRVing.com or call 1.800.368.2829.

VRV, LLC
580 West Burr Oak Street
P.O. Box 549
Centreville, MI 49032
269.467.6321
www.coachmenclipper.com

**Coachmen**
Life should be so easy.

