



6 : ALINER EXPEDITION

# ALINER

EXPEDITION



In 2008, the **EXPEDITION** was completely redesigned, improving on a time tested model. The new Expedition is longer, wider and has higher side walls, all of which provides more living space inside. Flush-mount sink and stove and higher cabinets make cooking more enjoyable. The large storage trunk has divided compartments to allow for separation of breakable items, like fishing poles, from heavy items, like your kids' duffel bags. The Expedition lets a family enjoy trips anywhere at anytime.

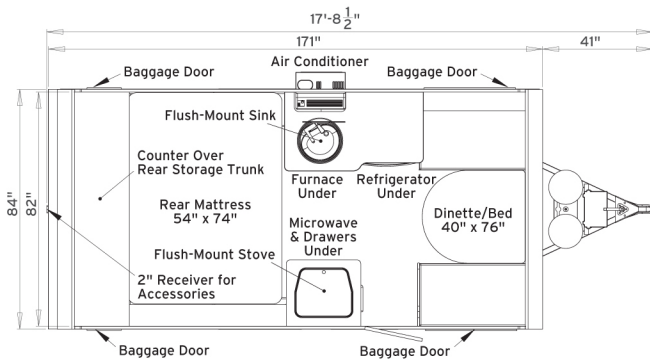

## Standard Equipment

- Outside Shower
- Fiberglass Exterior
- 4 Stabilizer Jacks
- Spare Tire and Carrier
- Microwave
- 3.0 Cubic Foot Refrigerator
- Front and Rear Skylight
- 3 Burner Stove
- Dual Propane System
- Off Road Package Includes: 3,500 lb Axle, Electric Brakes, Breakaway Switch, and 14" Tires
- 4 Baggage Doors
- 20 Gallon Freshwater Tank
- 16 Gallon Greywater Tank

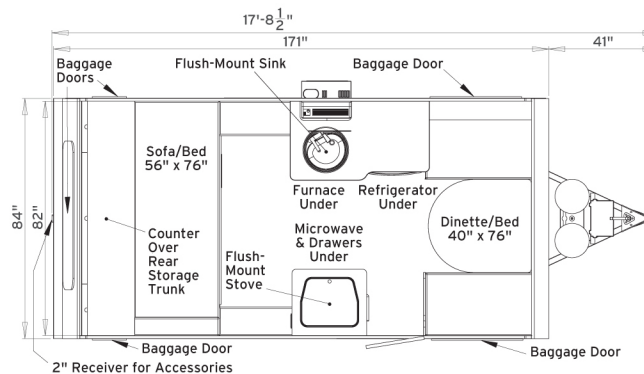
## Options

- Awning and Screen Room
- Outdoor Propane Grill
- 5,000 BTU Air Conditioner (with cover)
- 16,000 BTU Electronic Ignition Furnace
- 6 Gallon Hot Water Heater
- Fantastic Roof Vent (reversible)
- Weatherproof Stereo

Options and features subject to change. For a full list of standards, options, and specs turn to page 15.



Expedition Rear Mattress Floor Plan



Expedition Rear Sofabed Floor Plan

