



WE'RE PERFORMANCE DRIVEN



The Ultimate Retreat

TRILOGY
BY DYNAMAX



Details Make the Difference

Thoughtful engineering goes beyond what meets the eye. Dynamax takes extra care to blend storage versatility with ergonomics and aesthetics, for a living space that's as functional as it is beautiful.

The conversation friendly seating arrangement in this Model 38FL includes a dual reclining sofa plus an opposing L-shaped sofa with ottoman storage. The entertainment center features an electric fireplace and a pull-out executive desk with a filing cabinet. The 6'8" ceiling height with Cherry crown molding and wood framed windows enhances this rich, inviting living space. Southampton decor shown. Onyx optional full body paint scheme is shown on the front cover.



TRILOGY


BY DYNAMAX

Residential Styling

Rich handcrafted Cherry hardwoods, natural lighting, and contemporary styling set the tone for luxurious living.

This richly appointed kitchen has solid surface waterfall countertops and contemporary stainless steel appliances including a French door residential refrigerator with ice maker and water dispenser, a 30" convection microwave, a 21" oven with a three burner cooktop and a split deep bowl sink.

An optional dishwasher adds convenience.



Living



Contemporary lighting, designer valances, Cherry hardwood fascia and cabinets with residential hidden hinges create a feeling of warmth and luxury in Model 37BH. These beautifully upholstered high back chairs include under seat storage. Trilogy slide rooms have a 7' interior height. Tucson decor shown.



The 37BH bunk room slide out features an LED LCD high definition TV with rich all American Cherry cabinets.





This well-lit Model 37BH bath includes a one-piece fiberglass shower with a built-in seat, glass doors and a domed skylight. A Fantastic fan, solid surface sink and vanity top, oversized mirrored medicine cabinet with felt-lined shelves, provide the comforts of home.



This comfortable bedroom has a Trump Serta Home Edition pillow top mattress, plush headboard, cross flow ventilation windows with privacy enhancing MCD day/night shades, and a lighted, walk-in closet with fluted glass doors. Lift-up underbed storage is easy to access. Shown with optional stackable washer and dryer.

The Good Life

Whether you're the owner or a lucky guest, a stay in a Trilogy is an unparalleled experience. Rich Cherry cabinetry with tasteful fabrics and window treatments create refined, infinitely comfortable living.

This well designed kitchen features a mosaic hand laid tile backsplash with a split bowl sink and high rise faucet. Solid surface waterfall countertops with matching sink and stove covers maximize counter space. Stainless steel appliances include a residential French door refrigerator with ice maker and water dispenser, a 30" convention microwave, plus a 21" oven with a three burner cooktop.



TRILOGY

BY DYNAMAX

A Recreational Vehicle Designed with



36 RL



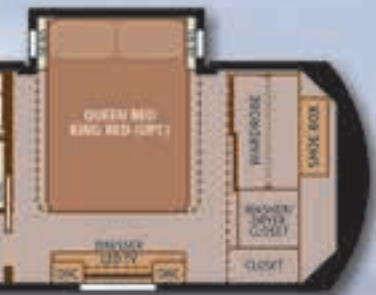
38 RE



39 FB

We specialize in engineering fifth wheels designed to fit your lifestyle.

Legendary Attention to Detail



37 BH



38 FL



38 RL



38 WT

Floorplans

	36RL	37BH	38FL	38RE	38RL	38WT	39FB
Hitch Weight	TBD	TBD	2825	TBD	TBD	TBD	TBD
Dry Weight Lbs.	TBD	TBD	14,940	TBD	TBD	TBD	TBD
Axle Size Lbs. (2)	7,000	8,000	8,000	7,000	7,000	7,000	7,000
GVWR	TBD	TBD	17,500	TBD	TBD	TBD	TBD
Carrying Capacity	TBD	TBD	2,560	TBD	TBD	TBD	TBD
Fresh Water (Gals)	64	64	64	64	64	64	64
Water Heater (Gals)	12	12	12	12	12	12	12
Grey Water (Gals)	90	90	90	90	90	90	90
Black Water (Gals)	45	90	45	45	45	45	90
Overall Height (Includes A/C)	13' 2"	13' 2"	13' 2"	13' 2"	13' 2"	13' 2"	13' 2"
Overall Length	38' 10"	42' 9"	42' 11"	41' 8"	41' 8"	42' 11"	42' 11"
Exterior Width (Wall to Wall)	100"	100"	100"	100"	100"	100"	100"

* All Weights Are Approximate

Exterior

- LED Running Lights
- Aerodynamic Front and Rear Molded Fiberglass Caps
- Wide-Body Design 100" Wall to Wall Exterior
- Flush Mount Frameless Tinted Windows with UVA Inhibitor
- Door Side Scare Light for Safety
- Lighted Entry Steps

Frame, Hitch and Stabilizing

- 12" I-Beam Frame with 8" I-Beam Drop
- Rust Prohibitive Coating on Frame
- 6-Point Hydraulic Auto Level-Up System
- Hydraulic Slide Out Systems Main Level
- Norco Cable Slide(s) Upper Deck
- Mor/Ryde 21K RBP Pin Box
- Quad Entry Steps
- Rear Class One Hitch Receiver

Axles, Tires, and Brakes

- Alco 7,000 lb. Axles with Easy Lube Hubs
- 2" x 12" Self Adjusting Brakes
- 8 Lug Aluminum Wheels
- Goodyear 16" "G" Rated Tires
- Full Size "G" Rated Spare Tire
- Mor/Ryde LRE 4000 Premium Suspension with 4" of Travel
- Grease Zerks for Easy Maintenance
- Correct Track Wheel Alignment System

Underbelly

- Seamless Corrugated Underbelly
- Insulation Around Tanks and Heat Ducted
- One Layer of Radiant Barrier
- Fresh, Grey and Black Tanks are Equipped with 12 Volt Heat Pads

Floor Construction

- Laminated Construction Floor for Strength
- 3" Aluminum Floor Joists
- 5/8" Marine Grade Tongue and Groove Plywood Floor
- Block Foam Insulation
- Seamless One-piece Residential In-floor Heat Duct System
- Enclosed Water Lines

Power

- 90 Amp/12 Volt DC Power Converter
- 50 AMP Detachable Marine Cord
- Enclosed Battery Compartment
- Maximum of 4 or 6 Batteries Per Coach
- 1800 Watt Inverter Wired to Refrigerator and Living Room TV

Heating, A/C, Plumbing and Capacities

- 40,000 BTU Furnace
- 30 lb. LP Bottles
- Whisper Quiet Air Conditioning System with Residential Returns
- Dual 15,000 BTU Low Profile Air Conditioners – Front and Back
- Pre-wired for Electric Heat Pumps
- Pre-wired and Plumbed for third Air Conditioner
- Color-coded Plumb-PLEX Water Lines with 10/25 Warranty
- Thermostatically Controlled 12 Volt Heat Pads
- 12 Gallon Gas/Electric DSI Water Heater with 16.2 Recovery Rate
- On Demand Shur-Flow Water Pump System

Outside Storage

- Over 250 Cu. Ft. of Basement Storage

- Felt Lined Walls
- Durable Tough Ply Diamond Flooring
- Basement Floor Storage
- Heat Ducted
- Large Insulated Bus Style Slam Latch Baggage Doors with Locks
- Unobstructed Pass-through Design
- 12 Volt LED Lights
- Cable and Satellite Hook-ups with 110 Volt Outlet

Cabinetry

- All American Cherry Cabinets
- Cherry Stiles
- Felt Lined Cabinets
- Full Extension 100 lb. Ball Bearing Drawer Glides
- Residential Hidden Hinges

Interior Control Center

- Independent Slide-out Switches
- Awning Control Switch
- Pre-Wired for Second Awning (If available)
- 12 Volt Heat Strips Control
- Inverter Controls
- Monitor Panel for Systems
- TV Antenna Power Booster Control

Bath

- 6' 8" Bathroom Ceiling Height
- 1 Piece Fiberglass Shower with Seat and Glass Doors
- LG Solid Surface Sink and Vanity Top with Waterfall Edge
- Oversized Mirror Medicine Cabinet with Felt Lined Shelves
- Porcelain Foot Flush Toilet
- Fantastic Fan with Control Switch
- Heating and Cooling Ducts
- Domed Skylight Over Shower
- 12 Volt LED Lighting
- Felt Lined Pocket Door

Walls and Slides

- 2" Laminated Sidewalls (Including slide sides)
- Welded Aluminum Construction
- Laminated Fiberglass Roof On Slides
- 1" Coated Plywood Slide-out Floor
- 7' Slide Room Interior Height
- Flush Mount Frameless Tinted Windows with UVA Inhibitor
- 30" Radius Entry Door with Peep Hole and Keyless Entry
- .040 Skirt Metal for Added Strength
- Carefree Power Awning with LED Lighting – Metal Wrapped
- High Gloss Gel Coat Fiberglass Exterior
- Steel Backers for Cabinets
- Diamond Shield Paint Protection (Full body painted units only)
- 110 Volt Exterior Electrical Receptacle

Roof Construction

- 5" Crowned Welded Aluminum Roof Rafters
- 16" on Center
- 3/8" Roof Decking
- Full Walk-on Roof
- Seamless Dicor Brite Tec TPO Roofing Material with 12 Year Warranty
- Radius Metal Roof Cap
- R-11 Batton Insulation
- One Layer of Radiant Barrier Under Roof Decking
- Digital TV Antenna
- 360 Siphon Vent Caps
- Pre-wired and Plumbed for Third A/C
- Pre-wired for Roof Mounted Satellite

Dynamax models are loaded with standard features for years of carefree Residential living.

Docking Center

- City Water Hook-up with Direct Feed Water Tank Fill
- Black Tank Flush System
- Shielded RG-6 Coaxial Cable Hook-up
- Satellite Control Panel
- All Tank Pull Handles
- Water Manifold System
- Water Filtration System
- Exterior Hot and Cold Water with Quick Connect
- Winterization Valves
- 6-Point Leveling System Control Panel
- 12 Volt Quick Disconnect

Living Room

- Dual 31" Residential Recliners
- Overstuffed Sofa with Bottom Storage
- Pull-out Executive Desk with Interior Storage
- Pull-out File Cabinet Drawer
- Pull-out Printer/Paper Shredder Drawer
- 36" 110 Volt Ceiling Fan with 3-Way Control (NA 38FL)
- Crowned Ceiling with 8' 8" Interior Height (Lower deck)
- 7' Slide Room Interior Height (Lower deck)
- Crown Molding
- Samsung LED LCD High Definition TV
- 500 Watt Samsung Smart Hub Home Theater System with Blu-Ray DVD Player and Optical Audio Input
- Dual Satellite Pre-wire
- HDMI Cable for Cable/Satellite Box
- 12 Volt LED Lighting

- 3-Way Ceiling Light Switch
- MCD Day/Night Pull Down Shades
- Wood Trimmed Windows with Designer Valance
- Electric Fireplace with Heater
- Shaw Residential Carpet with Residential Pad

Kitchen

- French Door Stainless Steel Residential Refrigerator with Ice Maker and Water Dispenser
- 30" Stainless Steel OTR Convection Microwave
- 21" Stainless Steel Oven with 3-Burner Top and LG Covers
- LG Solid Surface Countertops with Waterfall Edge
- Stainless Steel Split Deep Bowl Kitchen Sink with LG Covers
- High Rise Faucet with Pull-out Sprayer
- Pantry with Pull-out Drawers and Oversized Top Shelf
- Pull-out Removeable Cutting Board for Easy Cleaning

- Pull-out Waste Basket
- Pre-wired for Dishwasher (NA 37BH)
- Free Standing Dinette Table with Pivoting Top
- 2 High Back Fabric Chairs with Bottom Cushion Storage
- 2 Folding Chairs for Additional Seating
- Mosaic Hand Laid Tile Backsplash
- Built-in Toe Kicks On Island
- Fantastic Fan with Control Switch
- 12 Volt LED Lighting
- 3-Way Ceiling Light Switch at Island
- Wood Trimmed Windows with Designer Valance
- 36" 110 Volt Ceiling Fan with 3-Way Control

Bedroom

- Trump Serta Home Edition Pillow Top Mattress
- Lighted Walk-In Closet with Solid Cherry Framed Doors and Fluted Glass Inserts

- 6' 8" Upper Deck Bedroom Ceiling Height
- Washer/Dryer Prep
- Cross-flow Ventilation Windows
- LG Solid Surface Vanity with Pull-out Drawers
- Crown Molding
- Pillow Tucked Headboard
- Nightstands with 110 Volt Outlet
- 12 Volt LED Lighting
- Wood Trimmed Windows with Designer Valance
- MCD Day/Night Pull Down Shades
- Samsung LED LCD High Definition TV
- Dual Satellite Pre-wire
- Designer Comforter with Pillows and Shams
- Lift-up Bed for Additional Storage (Felt lined)
- 36" 110 Volt Ceiling Fan with 3-Way Control (38FL Only)
- Shaw Residential Carpet with Residential Pad

Optional Features

Exterior Convenience

- 40 lb. LP Bottles IPO 30 lb.
- Detachable Ladder
- Disc Brakes
- Mor/Ryde Independent Suspension with Disc Brakes
- Dual Pane Windows
- Electric Awning on Slide-out (Where available)
- Full Body Paint
- 8,000 lb. Axles with 17.5" Goodyear "H" Tires (Standard 37BH and 38FL)

- Generator Prep (Standard with generator)
- 5.5 LP Onan Marquis Gold Generator
- Slide Topper Awnings
- Trail-Air Pin Box

Interior Convenience

- 3-Burner Cooktop with Pots and Pan Storage and 1 Drawer
- Air Dream Hide-A-Bed Living Room (NA 38FL)
- Air Dream Hide-A-Bed Bunk Slide (37BH)

- Dishwasher (NA 37BH)
- Dyson Cordless Vacuum
- Heat Pump(s)
- King Bed IPO Queen (Standard 38RE and 38RL)
- RV 8 Cubic Double Door Refrigerator (Gas/Electric)
- Splendide Washer/Dryer Combo
- Whirlpool Washer/Dryer Stackable

The Legendary 5-Step Paint Process

Making a big statement is all in a day's work for Dynamax paint specialists with three on-site 25' x 65' down draft bake booths. This prestigious 5-step paint process really shines starting with three coats of clear followed with sanding. Then, an additional three coats of clear are applied for a distinctive high-gloss finish. We use BASF paint exclusively.



Trilogy fifth wheels are available with optional full body, four color base coat/clear coat paint schemes.



Logos are applied with the use of digitally plotted spray masks.



This four color optional Cappuccino custom full body paint scheme with striping continues uninterrupted over the slide outs.



Three coats of clear top the base coat colors and logos. Next, the unit is baked for one hour at over 150°. After sanding, an additional three coats of clear are applied and baked for an outstanding finish.




LEVEL UP™

At the touch of a button, this 6-Point Fully Automatic Leveling System's aluminum jacks extend and retract much quicker than electric jacks.




lessening the chance for costly blow outs.

Correct Track allows axles to be aligned for better tread wear and improved fuel economy. Tires run cooler



All Trilogy fifth wheels are rain tested with slide outs extended and retracted to insure a water tight seal. Optional Platinum full body exterior paint shown.



Attractive front LED cornering lights accentuate Trilogy's curves for exceptional aesthetic appeal.



This Fantastic vent fan with a motorized lid is controlled from a convenient wall panel.



Standard washer/dryer prep



Trilogy's basement storage areas total 250 cu. ft. This water manifold controls individual plumbing lines throughout the coach from a single location.



36" 110 Volt ceiling fan with three way control. (Not available on Model 38FL.)

Rock Solid

FROM THE INSIDE – OUT

Experience the Dynamax difference – Trilogy's construction integrity is durable by design inside and out. Our foundation for success goes beyond what meets the eye – starting with full double welded aluminum frame construction. Trilogy is engineered to exceed expectations, enhance your living experience, and is built to last.

24/7 EMERGENCY ROADSIDE ASSISTANCE

For a worry-free ownership experience Forest River includes one year of Coach-Net RV Technical & Roadside Assistance with each RV purchase. Whether new to the RV lifestyle or an experienced RV enthusiast, Forest River owners have 24/7 access to technical, operational and emergency road service coverage throughout the US & Canada. Coach-Net's fast, dependable service is just a phone call away.

Coach-Net®
RV Technical & Roadside Assistance




2745 Northland Dr. ■ Elkhart IN 46514
888-295-7859 ■ www.dynamaxcorp.com



Learn More
Scan this barcode using a QR Reader on your smart phone to learn more about Forest River.



A Berkshire Hathaway company.

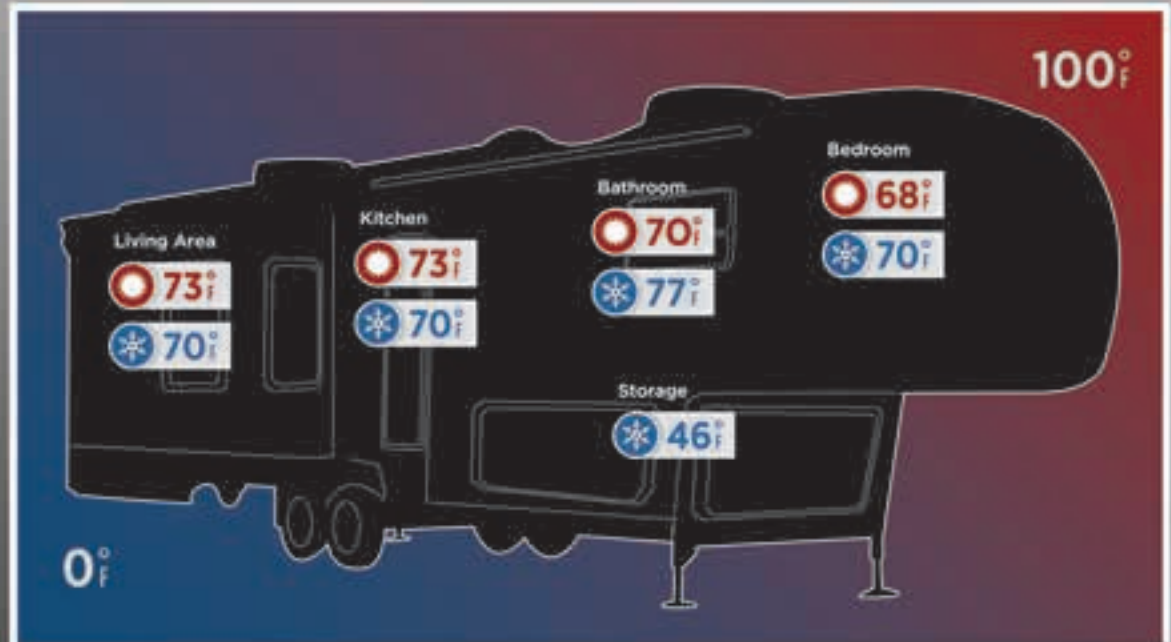
Your Authorized Trilogy Dealer

All illustrations and specifications contained in this literature are based on the latest product information at the time of publication. Dynamax reserves the right to make changes in prices, colors, materials, equipment and specifications at anytime, without notice, and assumes no responsibility for any error in this literature. All units are shipped F.O.B. point of manufacture. 3/14 ©2014 Dynamax

QUALITY CONSTRUCTION. 2ND TO NONE!

FOUR SEASONS LIVABILITY.

STRATEGICALLY ENGINEERED. INDEPENDENTLY PROVEN.



DOMETIC'S CLIMATE CONTROL ROOM

FOREST RIVER PUT ITS FULLY RESIDENTIAL 5TH WHEEL TO THE TEST!

- 40,000 BTU Gas Furnace
- Electric Heat Pads on All Tanks
- 15,000 BTU A/C Ducted in Living Room
- 15,000 BTU A/C Ducted in Bedroom
- Plumb-PLEX Water Lines Protect Against -40°
- Heated and Insulated Underbelly
- Flex Foil Where Applicable



When exposed to 100°F temperatures, the RV maintained comfortable interior temperatures.



Trilogy's 5th Wheel remained fully functional and retained comfortable temperatures, even at 0° F!

TRILOGY

BY DYNAMAX

