

BIGHORN

BY HEARTLAND



DSI
Annual RVDA DEALER
SATISFACTION INDEX
AWARD WINNER

Big Luxury... Big Value...

Warranty for Full Time RVing
Additional Equipment may be Required for Certain Climate Conditions

Visit HEARTLAND on:





3875 FB

Shown in Buckskin decor with stainless steel appliances, optional coffered ceiling and residential refrigerator.



3750 FL Shown in Cambridge decor with glazed chestnut hardwood.



3750 FL power theater seating

Bighorn has a reputation of having RV designs that inspire, construction that endures and value that is always affordable. Heartland leads the way with innovations. Bighorn by Heartland introduced the industry to innovations such as the Universal Docking Center, 88 Degree Turning Radius front cap designs, Laminated World including



3270 RS



Residential recliners with power massage



laminated roofs, floors and sidewalls, drop frame Texas Size basement storage and hydraulic landing gear. Bighorn combines all of these industry firsts with the most luxurious interiors producing one of the most sought after luxury fifth wheels available today.

Bighorn leads the way in innovation and value for the full time RVer by really listening to the needs of hard working people like yourself.

*irelax*TM
sleep systems



**KING
BED**

3270 RS



Strength, Durability and Comfort **BEYOND COMPARE!**

These three laminated systems bring you the Strongest and Lightest construction available. Combined they also provide unparalleled thermal insulation, noise reduction and long term durability. Protecting your investment is important to HEARTLAND. Laminated construction provides that protection.

YOUR LAMINATED WORLD...



Laminated **ROOF** System

- Seamless Rubber Roof Skin
- Wood Decking
- Block Foam Insulation
- Aluminum Ribs and Perimeter
- Decorative, Textured Ceiling Vinyl

Laminated **SIDEWALL** System

- Lightweight Aluminum Structure
- Double Welded
- 1½" Thick Block Foam Insulation
- Two Inches Thick Overall
- High Gloss Fiberglass Skin



A 1/8" thin coffee cup can protect your hand from scalding hot coffee - consider the protection Heartland's sidewalls offer featuring 1.5" block foam insulation



Laminated **FLOOR** System

- Sturdy Aluminum Framing
- Thick Block Foam Insulation
- Seamless Decking on Top
- Thermo-Board Luan Underneath.



Heartland's laminated floor construction easily supported over 1,800 lbs. of water jugs in one spot - resulting in less flex!!

Warranty for Full Time RVing
Additional Equipment may be required for Certain Climate Conditions

- ✓ Laminated floor R-38
- ✓ Heated, enclosed and insulated underbelly
- ✓ Laminated sidewalls R-11
- ✓ Laminated roof R-34
- ✓ Radiant technology insulated caps R-38
- ✓ Insulated slide room floor R-38
- ✓ Laminated, insulated bath and bedroom deck
- ✓ Pex plumbing - tested to -40°C / °F
- ✓ Dual pane window option



Roller shades
 No more strings! Easy operation including convenient day screen and full black out shade for privacy.



Dyson cordless vac
 You trust the Dyson name and we trust that you will love having the Dyson cordless vac in your Bighorn. 12-15 minutes of power from one charge. No more lugging hoses cords or household vacs, you won't even need a broom.

Even Circulation of Cool air and Return air



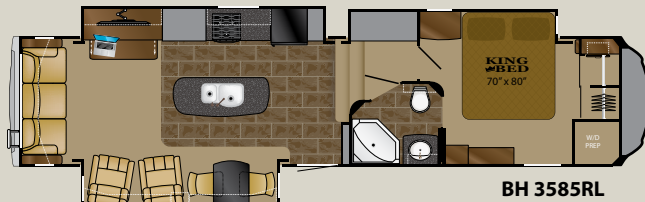
Open and close your slide-outs, operate the power awning, level your coach, even turn the welcome light on with a few touches on your linc™ remote.

Optional Six Point Hydraulic Auto Leveling



BIGHORN

BY HEARTLAND



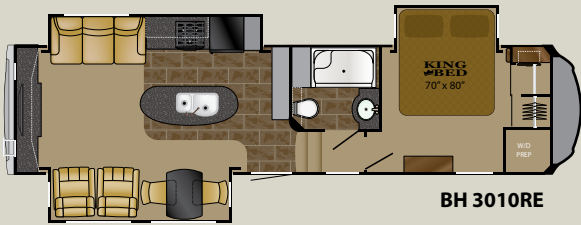
BH 3585RL

Length: 38' 9" Height: 13' 3"
Dry: 12,865 GVWR: 16,000 Hitch: 2,350



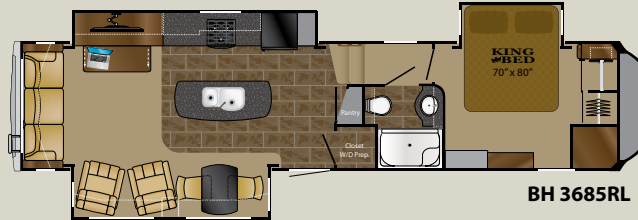
Standard
High gloss sidewalls
with painted front cap

Optional
Ivory high gloss sidewalls with
painted front and rear cap



BH 3010RE

Length: 34' 7" Height: 13' 3"
Dry: 11,840 GVWR: 15,500 Hitch: 2,340

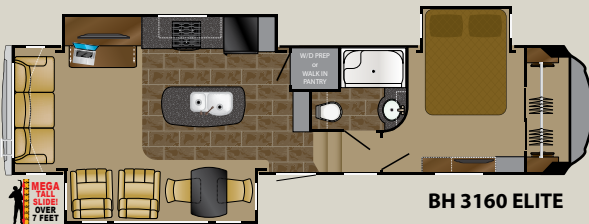


BH 3685RL

Length: 38' 11" Height: 13' 3"
Dry: 12,730 GVWR: 16,000 Hitch: 2,350

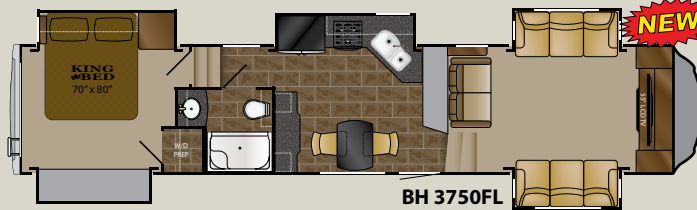


Optional
Cappuccino
full body paint



BH 3160 ELITE

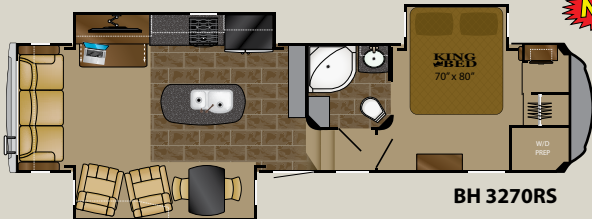
Length: 35' 10" Height: 13' 3"
Dry: 12,015 GVWR: 15,500 Hitch: 2,095



BH 3750FL

Length: 41' 9" Height: 13' 3"
Dry: TBD GVWR: 16,000 Hitch: TBD

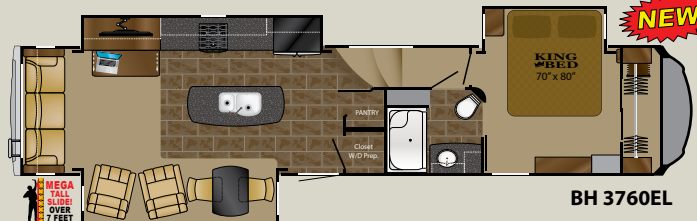
NEW



BH 3270RS

Length: 35' 2" Height: 13' 3"
Dry: 11,965 GVWR: 15,500 Hitch: 2,520

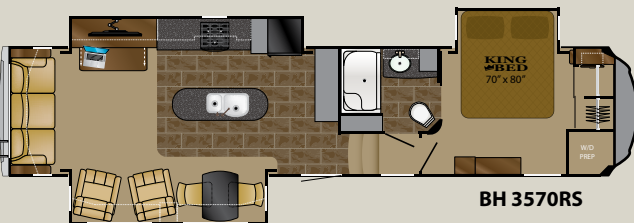
NEW



BH 3760EL

Length: 40' 11" Height: 13' 3"
Dry: TBD GVWR: 16,000 Hitch: TBD

NEW



BH 3570RS

Length: 37' 10" Height: 13' 3"
Dry: 12,255 GVWR: 16,000 Hitch: 2,210



BH 3875FB

Length: 41' 9" Height: 13' 3"
Dry: 13,350 GVWR: 16,000 Hitch: 3,010



Optional
Sterling
full body paint

OPTIONS

EXTERIOR

- Ivory high gloss sidewalls with painted caps
- Full body paint
- Six point "Level Up" auto leveling system
- Mor/Ryde hitch
- Slide-topper awnings
- Dual pane framless windows
- Generator prep
- 5.5 Onan generator (ask dealer)
- Electric power cord reel with 33' cord
- Heat pump options (ask dealer for details)
- Yeti extreme weather package
- 1 1/4" Accessory receiver
- Outdoor entertainment (includes 32" TV, DVD stereo combo and power awning on slideroom)

INTERIOR

- Electric fireplace (forced option on 3010RE, 3750FL)
- Convection oven
- 32" bedroom TV/DVD combo
- Large (2x2) four door refrigerator
- Three speed, temperature control Fan in bedroom or bathroom with rain sensor
- Booth dinette (N/A 3750FL)
- Queen bed IPO king bed (Queen std on 3160EL)
- Programmable safe
- Theater seating (N/A 3010RE, 3750FL)
- Deluxe coffered ceiling (N/A 3750FL)
- 22 cu.ft. refrigerator with stainless steel appliances
- Honey glazed hardwood cabinets
- Dishwasher (N/A 3160EL, 3010RE, 3260EL, 3270RS, 3750FL)

Note: Length defined as tow point (Ball coupler for travel trailers / King pin for 5th wheel trailers) to rear bumper. It does not include the rear ladder. Add 9" w/ Extended Pin Box

STANDARDS

HAND CRAFTED CABINERY

- Glazed hardwood chestnut cabinetry & fascia
- Amish-crafted natural hardwood cabinet doors with hidden hinges and drawers
- All cabinet frames are pre-drilled, and screwed together - not stapled
- Baltic birch drawer construction (Real Wood)
- Deluxe ball-bearing drawer guides

PATENT PENDING Front Cap and Frame Design SPECIALLY Designed and Engineered For SHORT BED TRUCKS

- Allows for tighter turning radius on short bed, extended cab trucks
- Truly unique aerodynamic profile
- Painted front cap

EXTERIOR

- High gloss sidewalls
- Linc multipurpose wireless remote system with LCD touch screen operates slides, power awning, front landing gear and entry door step light
- ABS hitch cover
- Entry door overhead light
- Automotive aerodynamic styled rear cap with LED turn lights
- Brushed aluminum rear ladder

UNIVERSAL DOCKING CENTER (U.D.C.)

- 12 volt light
- Exterior shower with hot & cold water
- Black tank flush system hook up
- City water hook-up with high pressure fresh tank fill
- Shielded RG-6 coaxial cable hook-up
- Satellite hook-up (roof or tri-pod)
- Holding tanks pull handles
- Winterization valves

LARGEST EXTERIOR STORAGE IN ITS CLASS!

- Offering over 140 cubic feet of storage!
- Durable rubber flooring with steel tie-downs
- Large insulated slam baggage doors
- Unobstructed pass-through design
- 12V lights
- 1 cable outlet / 110 volt outlet

BEDROOM

- Built-in closet system featuring hanging clothes rods, recessed shelving and built-in dresser
- King size bed (N/A 3160 EL) Memory foam pillow top mattress
- Two windows in slide for better air flow (N/A in 3585RL, 3750FL)
- Tall dresser with four large drawers
- 6'4" bedroom ceiling height throughout
- Level floor between bath and bedroom
- Adjustable reading lights over bed
- Storage shelves in bed slide room
- Deluxe headboard design

- Pillow package and comforter
- Massive under bed storage
- Pull-out storage drawer in steps
- 32" deep bedroom electric slide rooms (most models)

WALL CONSTRUCTION

- Laminated fiberglass sidewalls
- Double-welded aircraft quality aluminum superstructure cage construction
- Drip rail with down spouts
- Deluxe power exterior awning

STANDARD WINDOW FEATURES

- Frameless dark tinted safety glass windows with UV inhibitor
- Huge panoramic rear bay window
- Huge panoramic windows in dinette
- Ventilation slider side windows

LAMINATED ROOF CONSTRUCTION

- Welded aluminum frame
- Walkable roof decking (3/16")
- One-piece seamless EPDM rubber roof
- Radius metal roof cap

LAMINATED FLOOR CONSTRUCTION

- Strong 2½" aluminum framing
- Block foam insulation
- 3/8" seamless decking
- Thermo-board luan on the bottom
- R-14 laminated upper deck floor

FRAME & LANDING GEAR

- Strong 10" I-beam frame with rust prohibitive coating (12" on larger models)
- Hydraulic landing gear jacks (no snap pins required)
- Heavy duty electric rear stabilizer jacks (N/A with six point auto leveling system)

TIRES & AXLES

- Correct Track alignment system
- Heavy-duty G-rated 16" tires
- Aluminum rims
- Spare tire
- E-Z Flex™ suspension system by Dexter with quad shocks - for the smoothest ride around
- 7,000 lb. Dexter axles with Easy-Lube™ hubs (all models)
- 2" x 12" Nev-R-Adjust brakes by Dexter
- Monogrammed ABS fender skirts

UNDERBELLY

- Seamless corrugated underbelly material
- Heated and enclosed underbelly
- Heated and Insulated holding tanks & gate valves
- Flexfoil insulation (R-14)

PLUMBING

- Color-coded Plumb-PLEX™ water lines with 10/25 year warranty
- Quick and easy winterization system

TANK SIZE & LP GAS SYSTEM

- 67 gallons - fresh water capacity
- 135 gallons waste water - 90 gal. grey / 45

- gal. black
- (2) 30# LP bottles with auto change over
- (room for (2) 40# LP bottle option)

POWER

- 80 Amp/12V DC power converter
- 50 Amp detachable marine cord
- Dual battery box (1 battery included)
- 110V exterior electrical receptacles
- Battery disconnect

HEATING & COOLING

- Seamless one piece below floor heat duct
- 42,000 BTU furnace
- Whisper Quiet A/C system - includes dual high output 15,000 BTU A/C units
- Insulated in-roof A/C duct system for maximum efficiency
- Air conditioned stool room

TOTAL INSULATION VALUES

- Walls - R11 *All formaldehyde-free insulation
- Roof - R34
- Slide room floors - radiant insulation R38 equivalent
- Main floor - R38 • upper deck floor - R14

MAIN SLIDE ROOM

- 6'5" ceiling height
- Hydraulic operating system
- Selector valves for slide rooms
- Double squeegee seals with one-piece Weather-proof floor pan
- 12V LED lights
- Cabinets above sofa
- Hydraulic manual override system

ENTERTAINMENT & CONNECTIONS

- Computer desk station (most models)
- Decorative glass door inserts
- 46" or 55" LED high definition TV (Depends on model)
- Pre-wired for Winegard Trav'ler satellite system
- Residential style receiver with built-in DVD Player, FM radio and Bluetooth™

INTERIOR STANDARDS

- All-in-one master control panel with DSI water heater switch, tank level monitors, slide switches and light switches
- "Welcome back light"
- MCD day/night roller shades
- Metal entry handle
- Custom slide out fascia
- Oil-rubbed bronze lighting package

LIVING ROOM

- Residential swivel glider recliners with power massage
- Upgrade flip & fold sleeper sofa
- 110V ceiling fan with light kit (N/A 3160, 3260)

APPLIANCES AND LIGHTING

- 8 Cu.Ft refrigerator with hardwood door inserts
- 3-burner cook top w/oven
- 30" microwave oven over the range

- boutique pull out sprayer faucet in kitchen
- 12 gal. water heater (gas/electric DSI)

KITCHEN

- Recessed LED lighting
- Real solid surface countertops with pencil nose edge
- BeauFlor resilient flooring
- 24" deep residential sized cabinets
- Toe kicks (most models)
- Residential size, stainless steel kitchen sink with matching solid surface sink covers
- 20" deep residential size drawers
- Custom crafted dinette table and two chairs with built-in storage
- Large, deep pantry
- Three speed, temperature control Fan with rain sensor

BATH AREA

- 6'4" bath/bed ceiling height throughout
- Beauflor resilient flooring
- Solid surface countertop with undermount sink and matching sink cover
- Large mirrored medicine cabinet
- Linen base cabinet storage

SHOWER

- 1-piece fiberglass mini mega shower (most models)
- Elegant glass shower surround
- Domed skylight over shower

COMMODOE ROOM

- Power roof ventilation
- Dual 12V LED lights with soft lighting lenses
- Porcelain commode w/foot flush
- Recessed storage shelf

BIGHORN PREMIER PACKAGE

- High gloss exterior fiberglass sidewalls
- Stainless steel appliances
- Painted front cap
- Frameless windows
- Hardwood slideroom fascia
- Dyson cordless vacuum
- Recessed LED lighting
- Upgraded raised panel passage doors
- Upgraded mirrored wardrobe doors
- Correct Track alignment system
- Two folding dinette chairs
- Residential swivel glider recliners with power massage
- Whisper quiet A/C system - includes dual high output 15,000 BTU A/C units



Heartland Recreational Vehicles
2831 Dexter Drive • Elkhart, IN 46514 • 574-262-5992

Community. Convenience. Close-to-home.

Where you purchase your recreational vehicle is ultimately your decision but Heartland urges you to consider buying at your local dealer. Dealers are part of your community, providing jobs and contributing to your local economy. These dealers are under obligation to provide warranty service for products they sell, but are not legally required to service products purchased from other dealers. At some point, you may need to return to the dealer you buy from - why not stay close to home? After all, home is where your Heartland is!

BENEFITS OF PURCHASING YOUR RV LOCALLY:

- You enjoy valuable relationship building with Dealer Representatives, close to your home, who will explain the features and benefits of the product.
- You receive a full product orientation prior to delivery, which includes hands-on directions for many of the coach's systems and functions. You are also introduced to the Dealership's Service/Parts/Warranty personnel who are at the ready to help you with any issues you may encounter, now and in the future.
- You enjoy customer PRIORITY. Dealerships generally service their purchasing customers first - others may experience long delays and miss opportunities to use their RV. What is it worth for you to have a dealership's full attention and motivation to satisfy you when you need service - in a timely manner?
- Valuable TAX dollars and jobs stay in YOUR community which pays for your roads, schools, police and fire departments.

DON'T UNDERESTIMATE CUSTOMER SERVICE AND PERSONAL CARE!

For Canadian Residents: If you purchase an RV out-of-country, there are additional fees, taxes and inspections that must be met before bringing your product home. Your local Canadian dealers are experts in these provisions.

Visit HEARTLAND on:



Your Authorized Heartland Dealer:

HEARTLAND PROUDLY PARTNERS WITH THE HIGHEST QUALITY VENDORS
in manufacturing our recreational vehicles:



BIGHORN

BY HEARTLAND

Big Luxury... Big Value...



HEARTLAND
CUSTOMER SERVICE
WE'VE GOT YOUR BACK!

Over 40 men and women located in a dedicated facility servicing our customers every day. With a dealer network of over 400 locations across the U.S. and Canada, you're never far from an authorized Heartland dealer.

www.HEARTLANDRVs.com



Experience:

- Product Walk-Through Videos
- Side By Side Comparisons
- Feature Videos • Photo Galleries
- Virtual 360° Tours
- Detailed Floor Plans
- News • Testimonials
- Dealer Locator • Owners Club
- Customer Service • Service Locator
- and More at our Informative Web Site



Product information is as accurate as possible as of the date of publication of this brochure. Due to Heartland's commitment to continuous product improvement - floorplans, materials, components, features, measurements, specifications, options, etc. are subject to change at any time without notice or obligation. In certain conditions some additional equipment may be needed. Photos may show optional equipment or props used for photography purposes only.

Heartland has listed the approximate base weight of the trailer without the option equipment included. Option equipment will impact the weight of the trailer. Please locate the weight sticker attached to the trailer you are considering for the most accurate trailer weight.

Tow Vehicle Caution: Owners of Heartland recreational vehicles are solely responsible for the selection and proper use of tow vehicles. All customers should consult with a motor vehicle manufacturer or their dealer concerning the purchase and use of suitable tow vehicles for Heartland products. Heartland disclaims any liability or damages suffered as a result of the selection, operation, use or misuse of a tow vehicle. Heartland's limited warranty does not cover damage to the recreational vehicle or the tow vehicle as a result of the selection of the tow vehicle.

Product information and specifications apply to coaches beginning with serial number 290859

50,000 Litho 12/14