

# Resort



Visit HEARTLAND on:







Model 40 FE



Model 40 FE



# Resort

All the conveniences and comforts of home, modern construction techniques using quality building materials, residential household appliances, huge amounts of storage make **Resort** the perfect, affordable way to enjoy favorite vacation spots for extended times.

\* Photos may show optional equipment.





Model 40 FE



Model 40 FE

More to Enjoy...

Featuring deluxe appliances, generous storage cabinets with designer hardware, full extension ball bearing drawer guides and spacious work areas, **Resort** kitchens are truly designed for the cook in your family.



Model 40 FE



Model 40 FE





Residential Appliances



High-Rise Pull-out Kitchen Faucet



LED Ceiling Lighting



Tri-Fold Sleeper Sofa




Under-Bed Storage



Dinette Seat Storage



Laminated Sidewall Construction

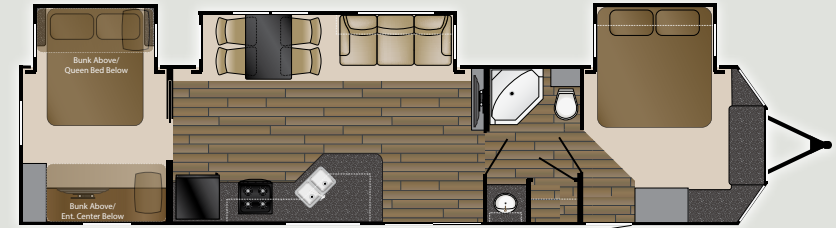


Epic Proportions - Height and Width

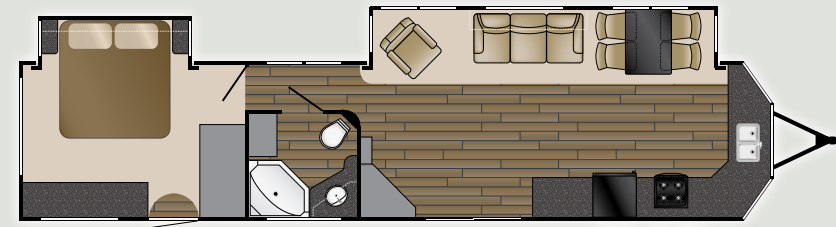


Fireplace

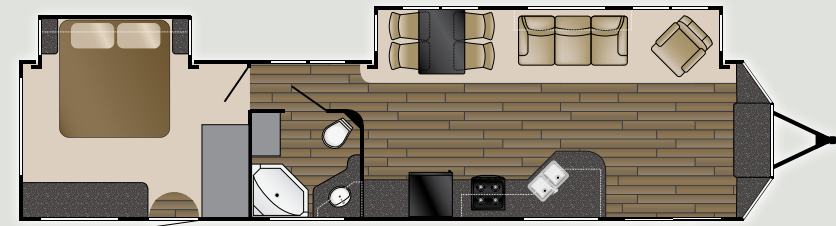
*Reo*



RES 39 BH



RES 40 FK



RES 40 FL

MODEL	39 BH
LENGTH with Hitch	42' 2"
BOX LENGTH	38' 11"
HEIGHT	12' 9"
WIDTH	8' 6"
WEIGHT	11,444
LP	2 x 30 LB
TANKS	41 <sup>F</sup> 74 <sup>°</sup> 37 <sup>B</sup>

# sort

## Higher Standards

### Exterior

- Atrium design fiberglass front cap
- Laminated fiberglass exterior sidewalls
- Dual 30# LP gas bottles with cover
- Outside shower with hose and sprayer
- Recessed atrium soffit lighting
- Roll-out awning
- 60x76 sliding patio door
- Grab handle
- Folding grab handle
- Exterior cable and satellite hook-up
- Tinted safety glass windows

### Construction

- Aluminum framed, grey high gloss laminated fiberglass sidewalls
- Heated and enclosed underbelly
- 50 Amp electrical service
- 12-Volt power converter
- 102" exterior width
- 96" (8') interior ceiling height
- 84" (7') slide-room ceiling height
- Detachable hitch
- Triple front and rear steps
- Formaldehyde free insulation

### Heat, Air, and Water Equipment

- 10 Gallon DSI gas/electric water heater
- 40,000 BTU furnace
- 15,000 BTU ducted roof A/C
- Wire and prep for 2nd A/C (bedroom)

### Interior

- All wood cabinetry
- Hardwood cabinet doors
- Full extension ball bearing drawer guides
- Pocket bore screwed cabinets
- Wall lights in slide-room
- Solid residential privacy doors
- Crown molding throughout
- Full size tri-fold sofa
- Free-standing dinette with four chairs

- Fabric covered box valances
- Vertical blind for patio door
- Recliners (select models)
- Designer slide-room fascia
- AM/FM, CD/DVD, Aux input player with exterior speakers
- Venetian wood blinds in living room

### Kitchen

- Residential overhead cabinetry
- Residential black refrigerator
- Free standing residential range
- Residential microwave / hood-fan combo
- Deep residential kitchen sink
- High rise faucet with pull-out sprayer
- Waste basket (select models)
- Lazy susan (select models)

### Bedroom

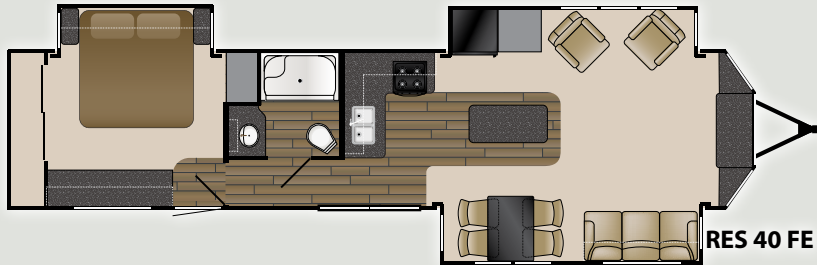
- Residential mattress in master bedroom
- Padded headboard and deluxe bed spread
- Washer/dryer prep (select models)
- Night shades

### Bathroom

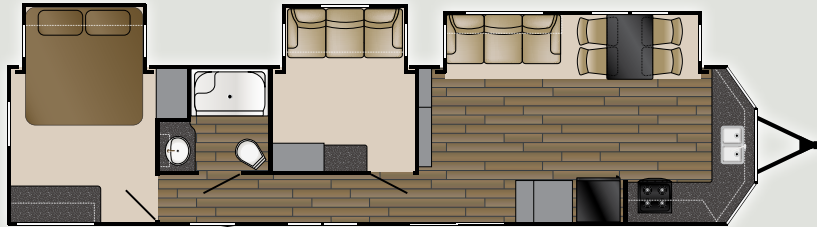
- Skylight in the shower
- Shower with glass shower door
- Porcelain Stool with foot pedal

### OPTIONS

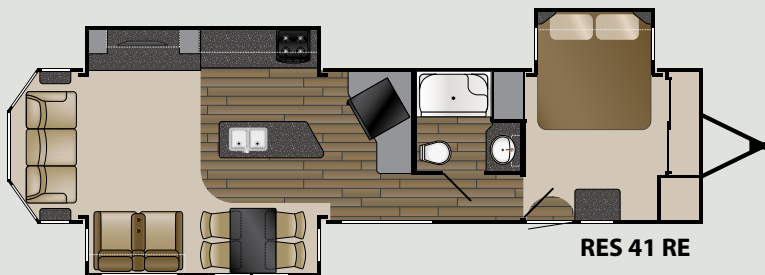
- 2nd 13,500 BTU A/C
- Fireplace (required on 39 BH)
- Four stabilizer jacks
- Thermal pane windows
- 32" LCD TV
- Electric awning
- Master bedroom ceiling paddle fan
- Solid surface countertops (kitchen)
- Stainless Steel Appliances



RES 40 FE



RES 41 FK



RES 41 RE

40 FK	40 FL	40 FE	41 FK	41 RE
42' 5"	42' 5"	41' 6"	42' 2"	TBD
39' 2"	39' 2"	38' 3"	38' 11"	TBD
12' 9"	12' 9"	12' 9"	12' 9"	12' 9"
8' 6"	8' 6"	8' 6"	8' 6"	8' 6"
11,268	11,416	11,546	11,490	TBD
2 x 30 LB	2 x 30 LB	2 x 30 LB	2 x 30 LB	2 x 30 LB
41° 74° 37 <sup>B</sup>	41° 74° 37 <sup>B</sup>	41° 74° 37 <sup>B</sup>	41° 74° 37 <sup>B</sup>	TBD



Limited  
Resort



Model 42 FDL



Model 42 FDL



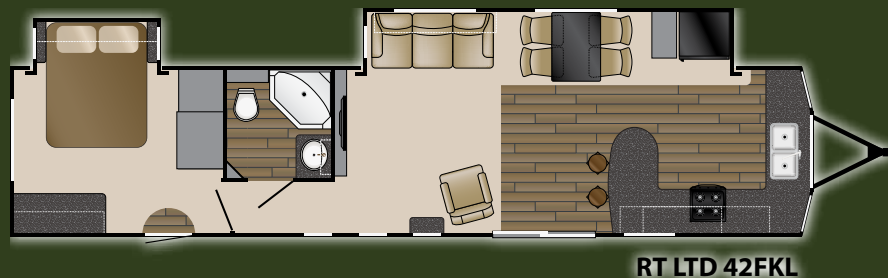
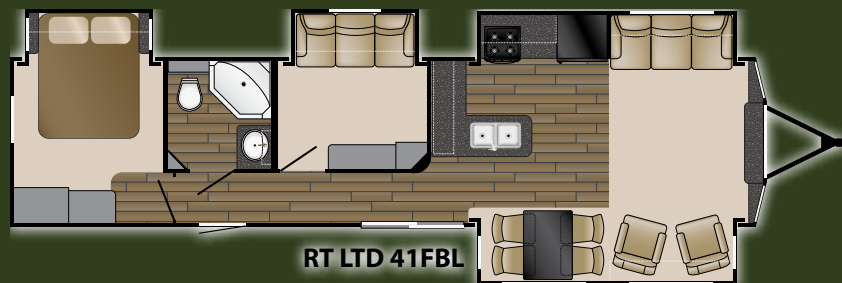
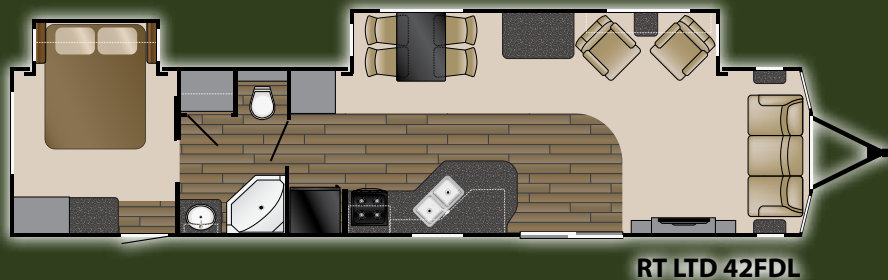
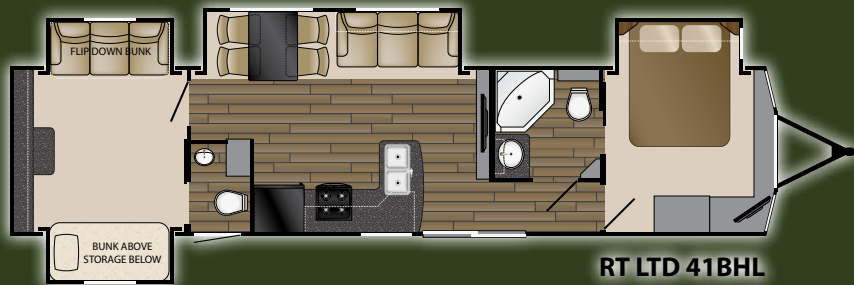
Model 42 FDL



Model 42 FDL

Your Favorite Destination Awaits

## Limited Edition - Higher Standards



### Exterior

- Bay front with fiberglass
- Dual 30# LP gas bottles with cover
- Outside shower with hose and sprayer
- Recessed atrium soffit lighting
- 60x76 sliding patio door with folding grab handle
- Rear door grab handle
- Exterior cable and satellite hook-up
- Tinted safety glass windows

- Crown molding
- Hide-a-bed sofa
- Free-standing dinette with four chairs
- Fabric covered box valances
- Vertical blind for patio door
- Recliner (select models)
- Designer slide-room fascia
- AM/FM, CD/DVD, Aux input player with exterior speakers
- Night shades throughout

### Construction

- 50 Amp electrical service and 65 Amp 12-Volt converter
- 102" exterior width
- 96" (8') interior ceiling height
- 84" (7') slide-room ceiling height
- Detachable hitch
- Triple front and rear steps
- .024 inch aluminum exterior skin
- Formaldehyde free insulation

### Kitchen

- Residential refrigerator
- Range
- Built-in microwave
- Deep residential kitchen sink
- High rise faucet with pull-out sprayer

### Bedroom

- Queen bed in master bedroom
- Padded headboard and deluxe bed spread (select models)

### Heat, Air, and Water Equipment

- 10 Gallon DSI gas/electric water heater
- 40,000 BTU furnace
- 15,000 BTU ducted roof A/C
- Wire and prep for 2nd A/C (bedroom)

### Bathroom

- Skylight in the shower
- Shower with glass shower door
- Porcelain stool with foot pedal

### Interior

- All wood cabinetry
- Full extension ball bearing drawer guides throughout
- Pocket bore screwed cabinets
- Hardwood cabinet doors
- Wall lights in slide-room
- Solid residential privacy doors

### OPTIONS

- 2nd 13,500 BTU A/C
- Fireplace
- 32" LCD TV
- Electric awning
- Master bedroom ceiling paddle fan
- CSA seal

MODEL	41 BHL	42 FDL	41 FBL	42 FKL
LENGTH with Hitch	41' 1"	42' 11"	40' 9"	42' 11"
BOX LENGTH	37' 5"	39' 9"	37' 1"	39' 9"
HEIGHT	12' 9"	12' 9"	12' 9"	12' 9"
WIDTH	8' 6"	8' 6"	8' 6"	8' 6"
WEIGHT	11,460	10,412	10,988	10,438
LP	2 x 30 LB	2 x 30 LB	2 x 30 LB	2 x 30 LB
TANKS	41 <sup>F</sup> 74 <sup>°</sup> 74 <sup>B</sup>	41 <sup>F</sup> 74 <sup>°</sup> 37 <sup>B</sup>	41 <sup>F</sup> 74 <sup>°</sup> 37 <sup>B</sup>	41 <sup>F</sup> 74 <sup>°</sup> 37 <sup>B</sup>





Heartland Recreational Vehicles  
 2831 Dexter Drive • Elkhart, IN 46514 • 574-262-5992

**Community. Convenience. Close-to-home.**

Where you purchase your recreational vehicle is ultimately your decision but Heartland urges you to consider buying at your local dealer. Dealers are part of your community, providing jobs and contributing to your local economy. These dealers are under obligation to provide warranty service for products they sell, but are not legally required to service products purchased from other dealers. At some point, you may need to return to the dealer you buy from - why not stay close to home? After all, home is where your Heartland is!

**BENEFITS OF PURCHASING YOUR RV LOCALLY:**

- You enjoy valuable relationship building with Dealer Representatives, close to your home, who will explain the features and benefits of the product.
- You receive a full product orientation prior to delivery, which includes hands-on directions for many of the coach's systems and functions. You are also introduced to the Dealership's Service/Parts/Warranty personnel who are at the ready to help you with any issues you may encounter, now and in the future.
- You enjoy customer PRIORITY. Dealerships generally service their purchasing customers first - others may experience long delays and miss opportunities to use their RV. What is it worth for you to have a dealership's full attention and motivation to satisfy you when you need service - in a timely manner?
- Valuable TAX dollars and jobs stay in YOUR community which pays for your roads, schools, police and fire departments.

**DON'T UNDERESTIMATE CUSTOMER SERVICE AND PERSONAL CARE!**

For Canadian Residents: If you purchase an RV out-of-country, there are additional fees, taxes and inspections that must be met before bringing your product home. Your local Canadian dealers are experts in these provisions.

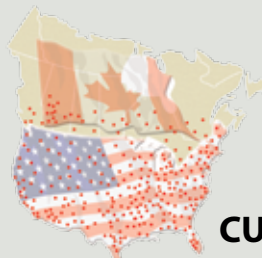
Visit HEARTLAND on:



Your Authorized Heartland Dealer:

HEARTLAND PROUDLY PARTNERS WITH THE HIGHEST QUALITY VENDORS in manufacturing our recreational vehicles:

# Resort



**HEARTLAND  
 CUSTOMER SERVICE  
 WE'VE GOT YOUR BACK!**

Over 40 men and women located in a dedicated facility servicing our customers every day. With a dealer network of over 400 locations across the U.S. and Canada, you're never far from an authorized Heartland dealer.

[www.HEARTLANDRVs.com](http://www.HEARTLANDRVs.com)

**Experience:**  
 Product Walk-Through Videos  
 Side By Side Comparisons  
 Feature Videos • Photo Galleries  
 Virtual 360° Tours  
 Detailed Floor Plans  
 News • Testimonials  
 Dealer Locator • Owners Club  
 Customer Service • Service Locator  
 and More at our Informative Web Site

[www.heartlandrvs.com](http://www.heartlandrvs.com)  
 FOR ADDITIONAL INFORMATION

Product information is as accurate as possible as of the date of publication of this brochure. Due to Heartland's commitment to continuous product improvement - floorplans, materials, components, features, measurements, specifications, options, etc. are subject to change at any time without notice or obligation. In certain conditions some additional equipment may be needed. Photos may show optional equipment or props used for photography purposes only.

Heartland has listed the approximate base weight of the trailer without the option equipment included. Option equipment will impact the weight of the trailer. Please locate the weight sticker attached to the trailer you are considering for the most accurate trailer weight.

Tow Vehicle Caution: Owners of Heartland recreational vehicles are solely responsible for the selection and proper use of tow vehicles. All customers should consult with a motor vehicle manufacturer or their dealer concerning the purchase and use of suitable tow vehicles for Heartland products. Heartland disclaims any liability or damages suffered as a result of the selection, operation, use or misuse of a tow vehicle. Heartland's limited warranty does not cover damage to the recreational vehicle or the tow vehicle as a result of the selection of the tow vehicle.

Product information and specifications apply to coaches beginning with serial number 291804

15,000 Litho 2/15