

# RUSHMORE

ADVENTURE NEVER FELT BETTER



## MADE IN THE USA

PROUD TO BE MADE IN THE UNITED STATES OF AMERICA! ALL CROSSROADS PRODUCTS, INCLUDING RUSHMORE MODELS, ARE HAND-CRAFTED BY A SEASONED MIDWEST WORKFORCE DEDICATED TO QUALITY AND INTEGRITY. THE BEST ONLY GETS BETTER WHEN YOU CONSIDER THE METICULOUS ATTENTION TO DETAIL, QUALITY OF COMPONENTS AND VALUE AN AMERICAN MADE PRODUCT BRINGS. YOU CAN CHECK OUT OUR FULL LINE OF PRODUCTS BY VISITING [CROSSROADSRV.COM](http://CROSSROADSRV.COM) TODAY.

MORE >>> Go see more details on construction, features & benefits at: [crossroadsrv.com](http://crossroadsrv.com)

**CROSSROADS**<sup>®</sup>  
RECREATIONAL VEHICLES

YOUR LOCAL CROSSROADS DEALER:

**CROSSROADS**<sup>®</sup>  
RECREATIONAL VEHICLES

1140 W. LAKE STREET ☘ TOPEKA, IN 46571 ☘ PH 260 593-3850 ☘ FX 260 593-2088





# RUSHMORE LUXURY

Rushmore is as elegant and prestigious inside as it is out. This modern fifth wheel was developed with you in mind. Equipped with all the features, options and amenities you could wish for in any RV.



Rushmore lets you choose the exact interior to fit your lifestyle, with rich dark maple cabinets and two designer inspired interior decor choices. For maximum entertainment, the large 40" LCD TV (standard in all floor plans) is wired to a home theater system. This level of luxury and comfort is sure to inspire you.

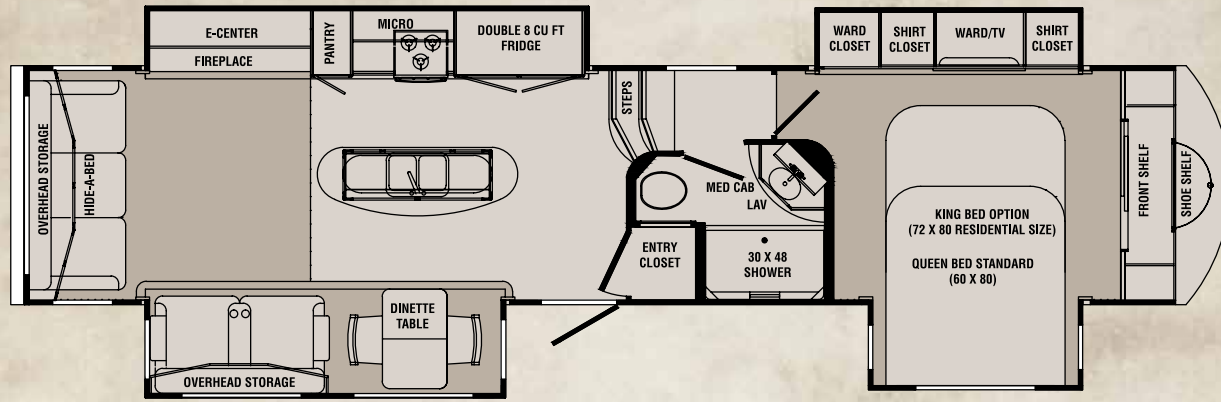




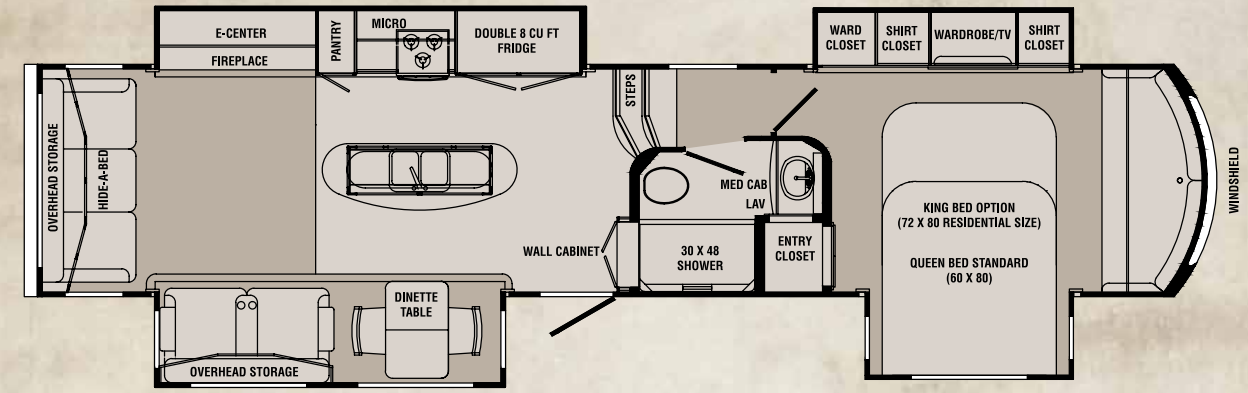
# RUSHMORE MODELS

You'll discover simple, yet obvious detailing in the way each Rushmore is thoughtfully designed. Features like LCD TV's, solid surface counter tops, spacious rooms and all of the amenities of home. Slide rooms are well thought out for a spacious, luxurious environment. Leave the complexity of life behind!

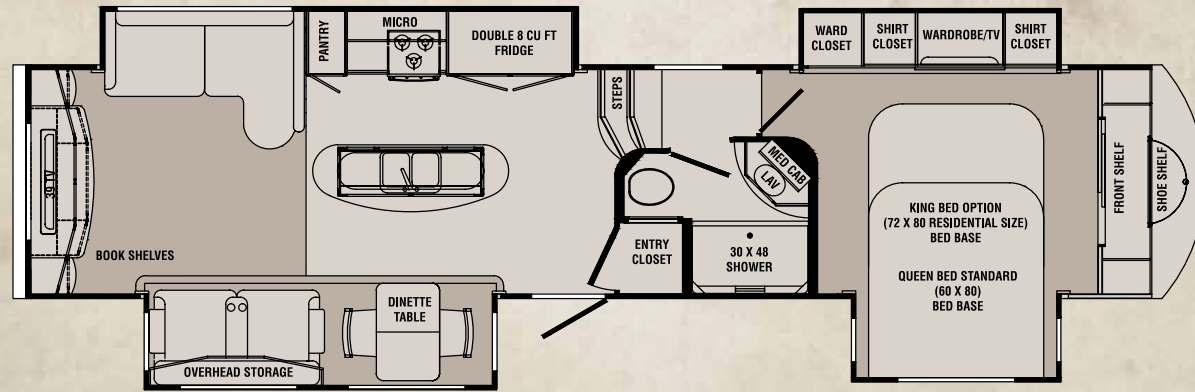
# FLOOR PLANS



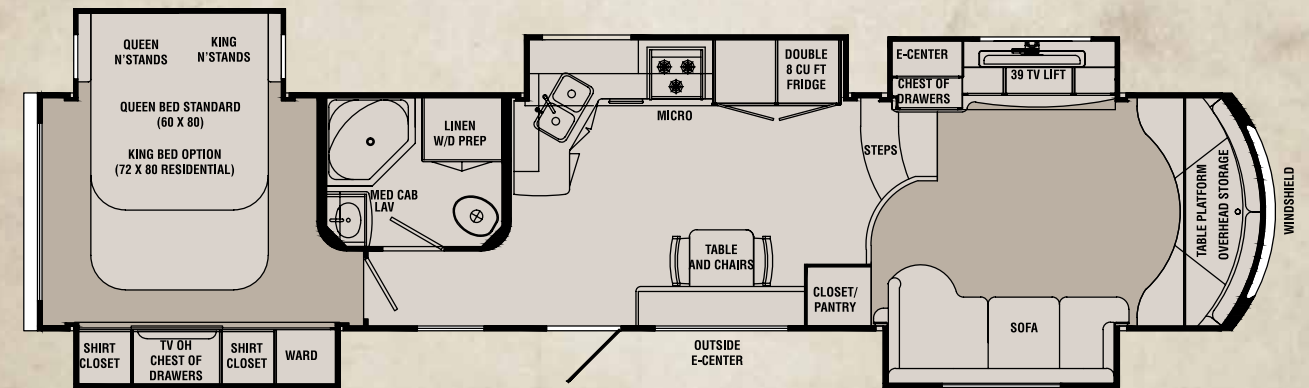
**WASHINGTON**



**FRANKLIN**



**JEFFERSON**



**LINCOLN**

RUSHMORE	WASHINGTON	LINCOLN	JEFFERSON	FRANKLIN
SHIPPING WEIGHT	12272	12924	12524	12448
GVWR	15500	15500	15500	15500
CARRYING CAP	3228	2576	2976	3052
HITCH WEIGHT	2693	2548	2586	2758
AXLE WEIGHT	9579	10376	9938	9690
EXT LENGTH	39' 9"	41' 0"	39' 11"	40' 0"
EXT. HEIGHT W/AC	13' 2"	13' 2"	13' 2"	13' 2"
FRESH WATER	104	104	104	104
BLACK WATER	42	42	42	42
GRAY	87	87	87	87
TIRE SIZE	LT235/85R16E	LT235/85R16E	LT235/85R16E	LT235/85R16E

NOTES: \_\_\_\_\_  
 \_\_\_\_\_  
 \_\_\_\_\_  
 \_\_\_\_\_  
 \_\_\_\_\_  
 \_\_\_\_\_  
 \_\_\_\_\_



# STANDARDS & OPTIONS

## STANDARDS

### CONSTRUCTION

- Champagne Gel Coated Fiberglass Sidewalls
- Double Layered Luan Backing with Staggered Seams
- Flex Foil Insulation in the Floor, Ceiling, Front Cap and Rear Cap
- 3" X 2" Aluminum Floor Joists that are 11" On Center
- 2 Layers of Fiberglass Batt Insulation in the Floor and Ceiling
- Flex Foil Insulation in Underbelly
- Heated & Enclosed Seamless Underbelly
- 5/8" Glued & Screwed Tongue & Groove Plywood Floor Decking
- 5" Stamped Steel roof Trusses
- 3/8" Plywood Roof Decking
- Champagne Colored Alpha Super Flex II Roofing Material

### EXTERIOR

- Beautiful 2-Tone Partial Paint w/ Protective Clear coat
- Molded Aerodynamic Front & Rear Fiberglass Caps
- Hydraulic Front Landing Gear
- Heavy Duty Electric Rear Stabilizing Jacks
- Hydraulic Main Floor Slide Outs
- 50 Amp Service w/ 50 Amp Detachable Power Cord
- Battery Disconnect
- Trail Air® Equa-Flex Suspension
- Angled Docking Station
- Black Tank Flush
- Outside Shower with Hot & Cold Water
- 12 Volt Light
- Winterization Valves
- City Water Hook Up w/ High Pressure Fresh Tank Fill
- Water Heater Bypass
- 2 Marine Quality Outside Speakers

- Rear Ladder
- 16" Radial Goodyear Tires w/ Aluminum Rims
- Spare Tire & Under Mount Carrier
- 4" Rain Gutter Spouts
- 30" x 76" Main Entry Door w/ Screen Door w/Friction Hinge
- Satellite Prep
- Exterior Cable/Satellite Hook-up
- TV Antenna w/ Cable Input
- TV Hook-up in Trunk Area w/ 110V Outlet
- Large Entry Assist Handle
- LED Hitch Lights
- Outside Scare Light (door side)
- GFI Protected Outside 110V Electrical Outlet
- EZ Entry Quad-Step at Main Entry Door
- Cargo Maxx Pass-Thru Storage
- Tuff-Ply Non-Slip TPO Flooring in the Pass-Thru Compartment
- Insulated Slam-Latch Pass-Thru Baggage Doors w/ High Pressure Gas Struts
- Dual 30lb LP Tanks
- EZ Lube Hubs & 7,000 lb. Axles
- Automotive Frameless Windows w/ Safety Glass and Dark Tint
- Carefree Traveler Series Power Awning with LED Light Strip

### UTILITIES & ELECTRONICS

- 40,000 BTU Furnace
- 12 Gallon Gas/Electric DSI Hot Water Heater
- 15,000 BTU Whisper Air A/C System by Coleman
- Prep For Second A/C
- 90 Amp Power Converter
- Washer/Dryer Prep
- 39" LG LED TV in Main Living Area
- 32" LG LED TV in Master Suite
- Premium LG Blu-Ray Dolby Home Theater System w/ 5.1

- Surround Sound and Sub-Woofer
- Residential 30" OTR Microwave Oven w/ Light & Exhaust Fan
- High-Output Range w/ 22" Oven, Automatic Igniter & Range Cover
- Dual 8 cu. Ft. Double-Door Refrigerators w/ Radius Hi-Gloss Black Panels

### F.I.T. SYSTEM

#### FALCON INTEGRATED TECHNOLOGY

- Falcon Pin Box
- Falcon Hydraulic Slide-Out System
- Falcon 12" I-Beam Frame w/ 10" I-Beam Drop
- Falcon 2" Receiver Hitch
- Falcon 7000 lb. Axles
- Falcon Suspension System w/ Grease Zerks
- Falcon Quad Entry Steps
- Falcon Six Point Level Up System
- Single Point of Contact for Solutions

### LIVING ROOM

- Vaulted Ceilings in the Main Living Area
- 6' 7" Ceiling Height in the Main Level Slideroom
- Brushed Nickel Ceiling Fan
- Roller Night Shades Throughout
- Valance w/Curtain Window Treatments
- Recessed LED Lighting Throughout Flush Mount Halogen Lighting Throughout
- Solid Mitered Maple Cabinet Doors w/ Hidden Hinges
- Elegant V-Groove Glass Overhead Cabinet Doors w/ Hidden Hinges
- Brushed Nickel Hardware & Fixtures Throughout
- Solid Hardwood Slide-Out Fascia
- 84" Residential Sleeper-Sofa that Converts into a King Bed

- (floorplan specific)
- Convertible J-Lounge Sleeper-Sofa w/ Storage Drawer (floorplan specific)
- Theater Seating w/ Individual Recliners, Center Console, and 2 Drink Holders (N/A in Lincoln)
- Hallway Step Light
- Estate Grade Sculptured (directional ) Carpeting w/ Rebond Carpet Padding

### KITCHEN

- Walk-In Utility Closet/Pantry w/ Pull-Out Drawers
- Waste Basket Cabinet (waste basket included!)
- Solid Mitered Maple Cabinet Doors w/ Hidden Hinges
- Solid Maple Drawer Fronts
- Brushed Nickel Hardware & Fixtures Throughout
- Full Extension Ball Bearing Drawer Guides
- Armstrong Designer Carefree Linoleum in Kitchen & Entry Area
- Under mount 50/50 Stainless Steel Kitchen Sink
- 100% Acrylic 2-Tone Solid Surface Countertop & Sink Covers by LG
- Hi-Rise Faucet w/ Pull Down Sprayer
- Designer Pendant Overhead Lighting
- Double Pantry: w/ Pull-Out Drawers
- 2 Oversized Pot & Pan Storage Drawers Below Dual Refrigerators
- Fire Extinguisher / LP Detector / Smoke Detector
- Free Standing Dinette Table w/2-High back and 2-Folding Dinette Chairs (Buffet on Lincoln)

- Water Purifier
- Recessed Central Control Cabinet that Includes a Full Systems Monitor Panel

### BEDROOM (MASTER SUITE)

- Exclusive Dual Opposing Bedroom Slides Create "Industry Best" Master Suite
- 60" x 80" Queen Bed w/ Giant Under Bed Storage w/ Gas Struts
- Queen Pillow-Top Innerspring Mattress
- 2 Night Stands, Each with a 110V Electrical Outlet
- Bedspread & Luxurious Pillow Package
- Padded & Stitched Headboard
- Large Hidden Storage Area Behind the TV w/ Shelves
- Mirrored Vanity w/ Bank of Cabinets Below
- Dual Bed-Slide Windows to Provide Cross Ventilation
- Roller Night Shades Throughout
- Spacious Walk-In Wardrobe w/ Built In Shelving and Recessed Shoe Storage
- Jacket/Shirt Wardrobe w/ Drawers Below

### BATHROOM

- Heat and A/C Ducts
- Large Molded Undermount Lav Bowl
- 100% Acrylic 2-Tone Solid Surface Countertop & Sink Cover by LG
- Armstrong Designer Carefree Linoleum in Bathroom
- Deep Base Cabinet Storage
- Brushed Nickel Shower Head
- Oversized Medicine Cabinet w/ Mirror

- Extra Large Linen Closet
- Porcelain Foot Flush Toilet
- Power Ventilation Fan
- 1-Piece Molded Fiberglass Shower w/ Seat
- Domed Skylight Over the Shower
- Tri-Fold Glass Shower Door

## OPTIONS

- 2nd Carefree Traveler Series Power Awning with LED Light Strip
- Maximum Linoleum in Living Room
- Dual Pane Windows
- Slide-Out Awning Package (4 Slides)
- Slide-Out Awning Package (5 Slides)
- 8 cu. ft. Refer w/Ice Maker
- Fireplace
- Ottoman
- 5.5 Onan LP Generator Installed
- Generator Prep
- King Bed
- Convection Microwave Oven
- Dirt Devil Central Vac
- Trail Air Tri-Glide Pin Box
- Maxx Fan Kitchen
- Maxx Fan Bathroom
- Maxx Fan Bedroom
- Maxx Fan Living Room - Lincoln
- 6-Point "Level-Up" Hydraulic Leveling System
- Fiberglass Rear Cap
- Ceiling Fan
- Heat Pump
- 2nd 15,000 BTU A /C
- CSA Canadian Certification

DISCLAIMER: Product information is as accurate as possible at the date of publication of this brochure. All features, floorplans, and specifications in this brochure are subject to change without notice. Please also consult CrossRoads RV's website at [www.crossroadsrv.com](http://www.crossroadsrv.com) for more current product information and specifications. Tow Vehicle Disclaimer. CAUTION: Owners of CrossRoads recreational vehicles are solely responsible for the selection and proper use of tow vehicles. All customers should consult with a motor vehicle manufacturer or their dealer concerning the purchase and use of suitable tow vehicles for CrossRoads RV products. CrossRoads RV disclaims any liability or damages suffered as a result of the selection, operation, use or misuse of tow vehicle. CROSSROADS RV'S LIMITED WARRANTY DOES NOT COVER DAMAGE TO THE RECREATIONAL VEHICLE OR TOW VEHICLE AS A RESULT OF THE SELECTION, OPERATION, USE OR MISUSE OF THE TOW VEHICLE.