

PRESIDENTIAL

HOLIDAY RAMBLER



PREMIUM FIFTH WHEEL



HOLIDAY RAMBLER

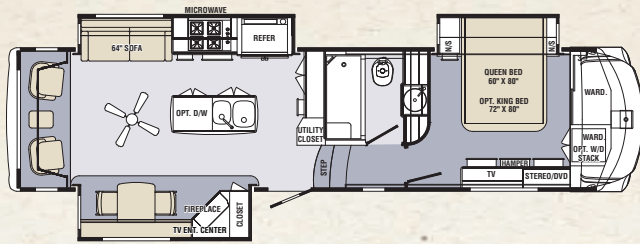


Model 363RL "The Washington" shown with espresso cabinets and golden merlot interior.
Cover photo - Model 363RL "The Washington" shown with optional "Presidential Blue" full body paint.

Note: Colors depicted are a reasonable representation though they may not be an exact match of the actual colors due to variances in processing and production.

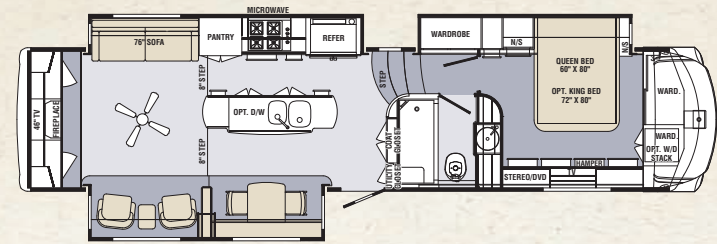
323RL

THE ADAMS



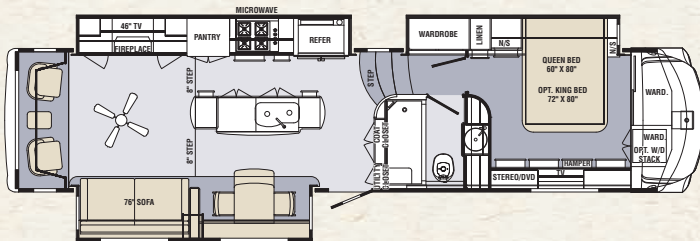
363RE

THE JEFFERSON



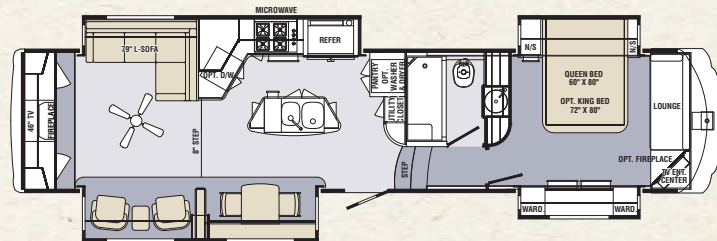
363RL

THE WASHINGTON



364RE

THE MADISON

**WEIGHTS***

| |
|---------------------------------------|
| Gross Vehicle Weight Rating (lbs.) |
| Dry Hitch Weight (Approx.) |
| Dry Axle(s) Weight (Approx.) |
| Dry Unloaded Vehicle Weight (Approx.) |
| Net Carrying Capacity (NCC) |
| Tire Size |
| Tire Load Range w/8,000 lb. Axles |

323RL

| |
|-----|
| TBD |
| TBD |
| TBD |
| TBD |
| TBD |
| TBD |
| TBD |

363RL

| |
|--------|
| 18,400 |
| 2,889 |
| 11,628 |
| 14,962 |
| 3,438 |
| 17.5" |
| H |

363RE

| |
|--------|
| 18,400 |
| TBD |
| TBD |
| TBD |
| TBD |
| 17.5" |
| H |

364RE

| |
|--------|
| 18,400 |
| TBD |
| TBD |
| TBD |
| TBD |
| 17.5" |
| H |

MEASUREMENTS

| |
|--------------------------------|
| Overall Length |
| Overall Height (including A/C) |
| Interior Height - Bedroom |
| Interior Width |
| Exterior Width (w/o Awning) |

| |
|-----|
| TBD |
| TBD |
| TBD |
| TBD |
| TBD |

| |
|---------|
| 39' 11" |
| 13' 2" |
| 6' 8" |
| 96" |
| 101" |

| |
|---------|
| 39' 11" |
| 13' 2" |
| 6' 8" |
| 96" |
| 101" |

| |
|---------|
| 39' 11" |
| 13' 2" |
| 6' 8" |
| 96" |
| 101" |

TANK CAPACITIES**

| |
|-------------------------------|
| Water Heater (gal.) |
| Fresh Water (gal.) |
| Grey Water (gal.) |
| Black Water (gal.) |
| LP Tank*** (Two 40 Lb. Tanks) |

| |
|-----|
| TBD |
| TBD |
| TBD |
| TBD |
| TBD |

| |
|-----|
| 12 |
| 100 |
| 100 |
| 50 |
| S |

| |
|-----|
| 12 |
| 100 |
| 100 |
| 50 |
| S |

| |
|-----|
| 12 |
| 100 |
| 100 |
| 50 |
| S |

* Weights may vary by options.

** Tank manufacturer's listed water capacity (WC). Actual filled LP capacity is 80% of listing due to safety shut off required on tank.

EXTERIOR STANDARD FEATURES

THE PRESIDENTIAL PLATFORM

Exclusive Custom Chassis:

- Front Superstructure-Trapezoidal Welded "Box" Steel
 - Superior Frame Strength & Rigidity
 - Creates Expansive Exterior "Garage Storage"
- Chamfered Frame Design
 - Improves Turning Radius
- Rear Superstructure-Double Stacked I Beam (12" Beam)
 - Creates Full Pass-Through Storage (N/A on 323RL)
- Mor-Ryde "RE" Suspension
- Mor-Ryde "PRB" Pin Box Hitch
- Automatic Leveling System
- Dual 8,000 lb. Axles
- Easy Lube Hubs
- 17.5" - "H" Rated Tires
- 8 Lug Aluminum Wheels
- Spare Tire
- Aluminum Entry Steps
- 2-1/2" Thick Aluminum Frame Vacuum Bonded Flooring System
- Block Foam Insulation
- Enclosed, Insulated & Heated Underbelly
- Presidential Blue Skirt Lighting

WALLS

- Exclusive 2-1/2" "Aluma-Plus" Vacuum Bonded Sidewall
- Additional 1/2" Perimeter Foam Insulation Barrier
- Full Wall Design Means No Flimsy Metal Skirting & Insulated Storage
- High Gloss Gel Coat Fiberglass w/Composite Substrate
- Fiberglass Front Cap
- 2 Piece Fiberglass Rear Cap Design
- LED Exterior and Running Lights
- Full View Entry Door w/Keyless Entry & Key FOB
- Frameless Windows w/Dark Tint

- Safety Glass
- Slam Latch Luggage Doors
- Carefree Power Awning w/ Metal Cover

ROOF

- Aluminum Radius Truss Roof System with 4-1/2" Insulation
- Aluma-Foil Insulation Barrier
- 3/8" Wood Decking
- Extruded Poly Diethylene Membrane Exterior
- "Soft Touch" Padded Ceiling Panels with 1/2" Foam Insulation

EXTERIOR STORAGE

- Over 300 Square Feet of Storage Capacity
- Front Pass-Thru Storage Compartments
- Rubber Diamond Plate Flooring
- 12V Lighting in All Compartments
- Hidden Pull Out Drawers in Front Storage Compartment
- Rear Pass-Thru Storage (N/A on 323RL)

HEATING AND AIR CONDITIONING

- 40,000 BTU Ducted Furnace
- Ducted 13.5M BTU Air Conditioner w/ Heat Pump
- Fantastic Fans in Galley & Bath
- Fireplace Delivers 4,770 BTU Heating

UTILITIES

- Heated Exterior Docking Station with:
 - Fresh Water Connection
 - Fresh Tank Fill
 - Black Tank Flush
 - Whole House Water Filter
 - Water Pump w/Switch
 - Cable & Satellite Hookups
 - Remote Dump Valves
 - Hot & Cold Shower
 - 12V Light

- Rubber Glove Dispenser

- 50 AMP Detachable Power Cord
- Dual Battery Compartment
- 75 AMP Power Converter
- 12 Gal. 110V/LP DSI Water Heater w/ 16.2 Recovery Rate
- 100 Gal. Fresh Water Capacity
- 100 Gal. Grey Water Capacity
- 50 Gal. Black Tank Capacity
- Dual 43 lb. Propane Tanks on Sliding Tray
- Generator Ready - w/Compartment & Electronics
- Coach Command Center with:
 - Individual Slide Switches
 - Exterior Light Switches
 - Interior Light Switches
 - Generator Switch w/Meter
 - Water Heater Switch
 - Water Pump Switch
 - Systems Monitor Panel
 - Power Awning Switch
- Water Heater Bypass
- Termination Valves at Every Plumbing Fixture
- XL Entry Assist Handle
- LP Quick Connect

INTERIOR STANDARD FEATURES

- Two Solid Wood Cabinet Choices
- Crowned Padded Ceiling w/ 8' 9" Ceiling Height
- All LED Lighting in Ceiling
- Designer Lighting Package
- Wood Blinds in Living Areas
- Residential Carpet with 1/2" Rebond Padding
- "Designer Carefree" Linoleum
- Crown Molding Throughout Coach
- Solid Wood Custom Slide Fascia
- Custom Handrail at Steps
- Ball Bearing Roller Guide Drawers

LIVING ROOM

- 3-Speed Reversing Ceiling Fan w/Wall Switch
- Lane Brand Residential Sleep Sofa
- Lane Brand Residential Recliners
- 46" LED High Definition TV
- RCA Sound Bar Stereo System w/Subwoofer
- Pull Out Computer Desk
- Cell Phone Charging Station
- Designer Window Treatments
- Fireplace

KITCHEN/DINING

- Residentially Inspired Cabinet Design
- Island Kitchen
- Stainless Steel Double Door Refrigerator w/Icemaker

- 30" Stainless Steel Convection Microwave Oven
- Residential 30" Stainless Steel H Burner Cooktop
- Large Double Bowl Sink w/High Rise Sprayer Faucet
- Solid Surface Countertops
- Custom Dinnerware Drawers
- Designated Pots & Pans Storage Drawers
- Floor to Ceiling Cabinets
- Custom Pantry w/Hinged Shelf System
- Expandable Dining Table w/Storage Credenza
- Two Full-Size Dining Chairs w/ Spring Seat
- Two Full Size Dining Folding Chairs
- Ceiling Medallion w/Rope Lighting
- Rain Sensor Fantastic Fan w/ Wall Switch

ENTRY

- Utility Closet
- Interior Command Center
- Coat Closet w/Integrated Shoe Storage
- Overhead Cabinets w/Adjustable Shelving
- Oversized Entry Door w/Full View Window

MASTER BEDROOM

- Queen Bed Featuring Denver Mattress 11" Pillowtop Memory Foam
- Storage Drawers Under Bed
- 32" Flatscreen TV
- Surround Sound Stereo/DVD Player in Bedroom
- LED Reading Lights Over Bed
- Laundry Hamper
- 6' 8" Bedroom Ceiling Height
- Front Wardrobe w/Custom Shelves
- Washer/Dryer Ready
- Full-Length Chest of Drawers
- Multiple Hanging Wardrobes
- Dual Night Stands (N/A on King Bed Option)

BATH

- Full-Size Residential 60" Walk-in Shower
- Chrome Adjustable Height Hand Sprayer Shower Fixture
- Glass Shower Doors
- Tri-Level 60" Vanity w/2 GFI Outlets
- Residential Height Porcelain Toilet w/Foot Flush & Hand Sprayer
- Vessel Sink w/Raised Single Lever Faucet
- Fantastic Vent Fan

OPTIONAL FEATURES

- Full Body Paint (3 Color Choices)
- Mor-Ryde IS Independent Suspension System w/Hydraulic Disc Brakes
- Residential French Door Refrigerator w/Inverter
- Back-up Camera & Monitor
- Exterior TV Entertainment System w/32" Exterior TV
- Tire Pressure Monitor System
- Dishwasher
- Stack Washer/Dryer
- Dyson Cordless Vacuum
- Onan 5500 Watt Generator
- 12V Heat Pads for Holding Tanks
- King Bed
- Dual Pane Frameless Windows
- 2nd Power Awning on Slide-out
- Slide Topper Awnings
- 13.5M BTU A/C w/Heat Pump in Bedroom
- Bigfoot Hydraulic Auto Leveling System
- Canadian RV Certification

The actual overall length of the recreational vehicle may differ from that indicated in the brochure due to variances in the manufacturing process and/or installed components. The actual length may be greater or less than that indicated. Due to the large variety of options and floorplan arrangements available to our customers, actual weights for each unit can differ significantly. Holiday Rambler provides a weight sticker on each unit we produce which includes that unit's tank capacities and approximate weight. Consult your local Holiday Rambler dealer for unit availability and further information. The information printed in this brochure reflects product design, fabrication, and component parts at the date of printing. The manufacturer reserves the right, at any time, to make changes in product design or material or component specifications as its sole option, without notice. This includes the substitution of components of a different brand or trade name which will result in comparable performance. All information printed in this brochure is subject to change after the date of printing. Some features shown or mentioned in this brochure are optional and may only be available in selected floorplans. Photographs may show props or decorations that are not standard equipment. Holiday Rambler, the Holiday Rambler logo and its design, are registered trademarks. Other products and company names are trademarks and/or registered trademarks of their respective holders. While the interior fabrics depicted in this sales brochure are fair and reasonable depictions, the colors depicted may not be an exact match of the actual colors because of the variances in photo-processing and printing. Due to product improvements, changes during the model year and/or transcription errors that may occur, information represented within this brochure may not be accurate at the time of your purchase. If certain information is significant to your purchasing decision, please confirm the information with your dealer. Component part and appliance manufacturers issue limited warranties covering portions of the recreational vehicle not covered under the Limited Warranties issued by Holiday Rambler. To learn specific details regarding warranty coverage, please contact your selling dealership or review the warranty packet inside the recreational vehicle.

For more information on standards and options, please go to www.holidayrambler.com
606 Nelson's Parkway, Wakarusa IN 46573 • 877 252 4666

