

# Prowler



The **LEGEND**  
**IS BACK**



Visit HEARTLAND on:





## LUXURIOUS AFFORDABLE

Feel at home in a Prowler with features like this optional freestanding dinette and chairs or roomy dinette booth, large two basin sink, beautiful wood cabinetry, residential flooring, large windows and many more great features. You won't have to sacrifice any of the comforts you've come to cherish at home.



Model 27P BHS



# 42 YEARS of EXPERIENCE GOLD STAR STATUS



Thanks to forward thinking in designs and customer driven features, Prowler has become one of the most successful RVs on the market. Since its introduction in 1969, Prowler has sold more than 300,000 units and has accrued 42 years of RV experience. Prowler has held the distinguished title as the #1 selling towable in America multiple times, including a stretch of thirteen consecutive years from 1988 to 2001. The newest members of the Prowler bloodline are no exception. Prowler's Engineers and Designers have worked together to bring you the most reliable and user friendly RV on the market today.



Model 29P RKS



Model 27P RLS



# FIVE STAR DINING PLEASE SEAT YOURSELF

Prowler offers several dinette configurations to suit every family's needs. Standard booths, optional free standing table and chairs or a Mega-Booth U shaped dinette. (some configurations not available in all models)

All Prowler dinettes feature larger table tops than the average RV table top, comfortable seating with extra elbow room and huge picture windows to enjoy the outdoor setting from indoors.



Outdoor (log)  
Seating not included



Free Standing Table and Chairs option



MEGA BOOTH U-Shaped Dinette





Model 27P BHS

**PROWLER KNOWS** RVing



# FUNCTIONAL STORAGE



We understand there is no such thing as too much storage! Prowler features 18" tall overhead cabinets to accommodate large items and divider shelves to easily store even more smaller items. Our cabinets are among the deepest in the industry letting you store full size plates, bulky food items and so much more.



Prowler's large 50/50 sink allows you to wash and rinse residential pot and pans with ease.



The **Prowler Paw** design provides approximately 20% more workspace.



An eye level integrated Spice Rack puts the seasonings right where you can see them.



Large 19" gas oven with three burner cook top with high output front burner for large pots and pans.



Strong, steel ball bearing, full extension design allows much larger and deeper drawers.



Hidden Trash Receptacle keeps the trash out of sight and out of the way, not to mention the odor.



Bigger 50/50 sink allows you to wash all of your dishes hassle free, mounted in a oversized, radius countertop with 25% more workspace than traditional square countertops.

Convenient microwave above the large oven with three burner cooktop.

Our attention to detail and craftsmanship allows us to produce a high quality, clean finish on every Prowler.



## A PLACE FOR EVERYTHING EVERYTHING IN ITS PLACE

Prep Area, Cleanup and Storage, are the Three most important elements in the kitchen, other than the Cook of course. You demand more counter space and Prowler's own in-house counter top shop delivers counters that are uniquely arched in design so they flow with the kitchen while maximizing every inch of space. Prowler customers never have to sacrifice in the kitchen.

Model 29P RKS



# SWEET STORAGE SWEET DREAMS



Face it, you've got stuff and Prowler delivers the storage space necessary for your entire family. Large closets, some with clothes rods and some with drawers, dressers, overheads, even under-bed storage. Every square inch of usable space has been maximized so you can bring all your favorite stuff on vacation. The other main point of a vacation is to catch up on your rest. Prowler provides comfortable sleeping arrangements for your family.







Model 316P RLS



Model 27P BHS



Model 32P BHS



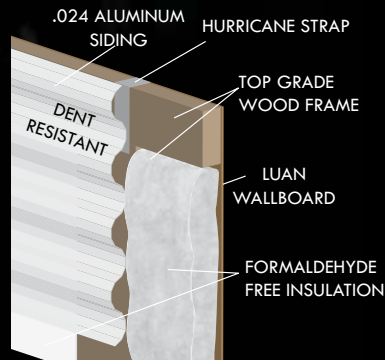
Model 32P BHS

**PROWLER KNOWS RVing**



Wood Wall Framing  
w/ Aluminum Siding


Aluminum Wall Framing  
w/ Laminated Fiberglass  
Sidewall



## BUILT TO LAST on a SOLID FOUNDATION.



Every great structure begins with a solid foundation and Prowler is no different. Steel I-beam construction with z-bar reinforced trusses provides the strength and stability necessary to support a coach that will endure the challenges of the road and the test of time.




## PROWLER TOUGH UNI-BODY CONSTRUCTION



Thick double wide commercial Hurricane Straps are added to unitize the sidewall to the floor assembly and unitize the roof assembly to the sidewalls. These Hurricane Straps are used around the entire perimeter giving your Prowler a uni-body construction design unlike any other wood frame trailer. This helps to eliminate long term shifting and settling of your trailer eliminating pops and squeaks and cabinets stay straight and level. This un-seen feature cost more and takes more time to achieve but Team Prowler thinks your friends and family is worth it. Feel confident traveling down the road at 60 MPH and hitting a wind gust that nothing is pulling loose on your Prowler. We can't say that for all travel trailers.





## PROWLER'S ROOF HAS YOU COVERED

Wood trusses 16" on center create a 5" thick roof cavity that is filled with formaldehyde free insulation for maximum R-value. Non Metallic Insulated Ducted A/C runs evenly distribute air-flow and help prevent condensation in the attic. Decking is then screwed to the trusses creating a crown to help shed water and debris off the roof. Top it all with a rubber roof protecting your investment for years of enjoyment.



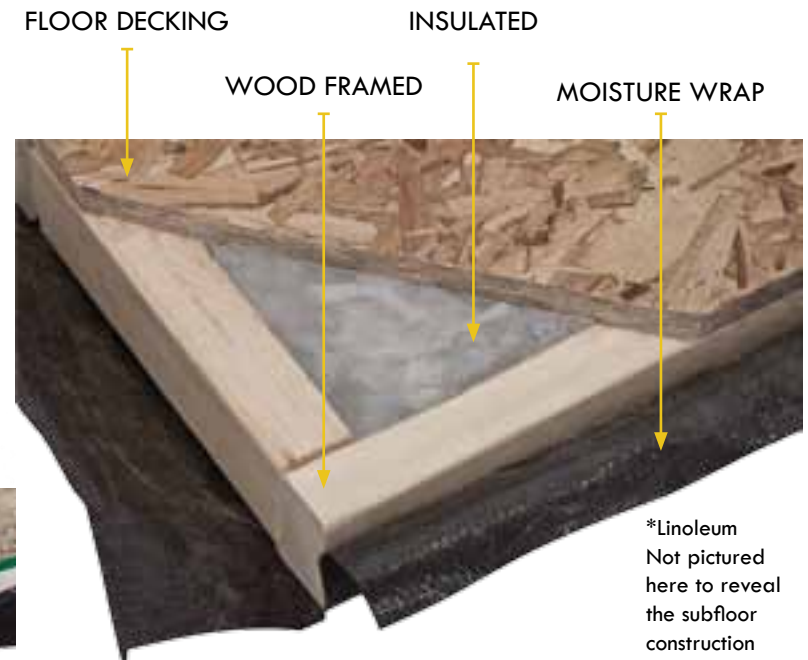
The combination of Floor, Frame, Walls and Roof assemble as One Unitized System with hurricane straps and heavy duty fasteners to form the strongest structure possible.

## PROWLER TOUGH UNI-BODY CONSTRUCTION

Another un-seen Prowler feature is the floor construction. Prowler floors are constructed of 5/8 marine grade decking that carries a 25 year warranty which is glued and screwed down to the main floor structure for a superior foundation. The entire floor system is bolted to the frame using these 4" Heavy-duty carriage bolts making it one with the frame which is the beginning of Prowler's Uni-body construction method.



A seamless layer of residential floor linoleum is rolled out and fastened to the decking to protect the decking from moisture penetrating from the top.






# ATTENTION TO DETAILS CONVENIENCE



Prowler Knows RVing. Over past 42 years we have learned that features and benefits make good RVs but to be a truly Great RV takes Smart Design. Its not good enough just having great ideas, to be great it takes perfect execution to deliver great ideas in a hassle free, user friendly, high quality package, every time.



## LUXURIOUS LOOK & FEEL




Bahama Berry



Bamboo Suede



Rustic Mandarin



Flooring



# HIGHER STANDARDS



## Prowler Value Package (Required):

- Box Valances with Lambrequins in living area
- Residential size 50/50 kitchen sink
- High Rise Faucet in Kitchen
- Microwave Oven With Carousel
- Steel Ball Bearing Drawer Guides
- AM/FM/CD/DVD Entertainment System
- Cable/Satellite TV hookup
- TV Antenna with Signal Booster
- 13,500 btu Air Conditioner
- Porcelain Toilet with Foot Flush
- Tub and Shower surround
- Two Marine Grade Outdoor Speakers
- EZ Lube Axles
- 18 gallon per hour Gas/Electric DSI Water Heater
- 110V Awning Outlet with Interior Switch
- Patio Awning
- Detachable Power Cord

## Exterior Standards:

- Regular Grab Handle
- XL Folding Assist Handle at Entry Door <sup>(5ths only)</sup>
- Diamond Plate Front <sup>(TT&Sport 5ths)</sup>
- Radial Tires
- Full Walk On Roof

- Radius Tinted Windows with Safety Glass
- LP Bottle Cover with Flip Up Access <sup>(TT only)</sup>
- Two Rear Stabilizer Jacks <sup>(FW only)</sup>
- Quick Release Front Jacks <sup>(FW only)</sup>
- Twin 30 Pound LP Tanks With Auto Change over
- Entrance door with Radiused Corners
- Water Heater Bypass Kit
- .024 Hardend Aluminum Sidewalls <sup>(TT only)</sup>
- Gel Coated Fiberglass front Cap with LED lights <sup>(5ths only)</sup>
- Front Hitch Light

## Interior Standards:

- Exclusive Prowler Paw Countertop
- Pull Out Convenience Trash Can <sup>(select models)</sup>
- 80"+ Interior Height
- Gas Oven with Three Burner Range
- Range Hood with Light and Exhaust Fan
- Real Wood Drawer Fronts
- Systems Monitor Panel
- Raised Panel Cabinet Doors in Kitchen Overheads
- Sofa With Convertible Sleeper
- Skylight in the Shower
- Sliding Pocket Doors
- Easy to Find Interior Light Switches

- Roof Vents
- Neo Angle Glass Shower Door <sup>(select models)</sup>
- Standard Barrel Chairs <sup>(select models)</sup>
- Oversize windows With 80% tint
- Innerspring Mattress
- Comfort Rest Bunk Mattresses <sup>(select models)</sup>

## Standard Safety Equipment:

- LP Detector With Alarm
- Break Away Switch
- Dead Bolt Lock on Entrance Door
- Dual Hitch Safety Chains
- Smoke Detector With Alarm
- Multiple Egress Windows
- Fire Extinguisher
- Carbon Monoxide Detector With Alarm

## Prowler optional items:

### Exterior options:

- Spare Tire & Carrier <sup>TT&FW</sup>
- Stabilizer jacks - 4 corners <sup>TT only</sup>
- Electric Stabilizer Jacks - 4 corners <sup>TT only</sup>
- Exterior Shower <sup>TT only</sup>
- Toyloc <sup>TT&FW</sup>
- Bike Rack <sup>TT only</sup>
- Exterior Grill <sup>TT only</sup>
- Electric "Single Touch" Awning <sup>TT&FW</sup>
- Laminated Fiberglass Exterior <sup>(STD on 5th wheels) TT only</sup>
- Folding Grab Handle <sup>TT only</sup>
- Aluminum Wheels <sup>(STD on 5th wheels, n/a on Sport 5ths) TT only</sup>
- Rear Ladder <sup>TT only</sup>
- Black Tank Flush <sup>TT only</sup>
- Heated and Enclosed Underbelly <sup>TT&FW</sup>

### Interior Options:

- Night Shades in Living Area <sup>(STD on 5th wheels) TT only</sup>
- Hide a Bed with Air Mattress <sup>TT&FW</sup>
- HD LCD TV <sup>TT&FW</sup>
- Free Standing Dinette <sup>(n/a on Sport 5ths) TT&FW</sup>
- 8 Cubic Foot Refrigerator <sup>(Std on 5th, n/a on Sport 5ths) TT only</sup>
- 15,000 btu Air Conditioner in place of 13,500 <sup>TT&FW</sup>
- Dual Pane Windows <sup>TT only</sup>
- Fireplace <sup>(on select models) TT&FW</sup>

## PROWLER TRAVEL TRAILERS

MODEL	18 RL	20 RBS	26P RLS	27P RBS	28P RLS	29P RKS	29P RET	32P MBD	26P BH	27P BHS	29P BHS	297P BHS	32P BHS	327P BHS
LENGTH	22' 10"	26' 6"	29' 2"	31' 2"	33' 0"	34' 10"	35' 2"	35' 10"	29' 2"	30' 7"	33' 3"	33' 3"	36' 7"	36' 7"
DRY	4,450	4,620	6,924	6,813	7,275	7,286	7,950	7,820	4,916	6,378	7,559	7,248	7,849	7,760
HITCH	565	450	590	715	729	812	850	810	550	790	908	975	944	930
HEIGHT	11' 0"	11' 0"	11' 2"	11' 2"	11' 2"	11' 2"	11' 2"	11' 2"	11' 0"	11' 2"	11' 2"	11' 2"	11' 4"	11' 4"
AWNING	14'	14"	15'	15'	15'	15'	15'	15'	14'	14'	15'	15'	15'	15'
TANKS	47 <sup>F</sup> 35° 35 <sup>B</sup>	47 <sup>F</sup> 35° 35 <sup>B</sup>	47 <sup>F</sup> 35° 35 <sup>B</sup>	47 <sup>F</sup> 35° 35 <sup>B</sup>	47 <sup>F</sup> 35° 35 <sup>B</sup>	47 <sup>F</sup> 35° 35 <sup>B</sup>	47 <sup>F</sup> 35° 35 <sup>B</sup>	47 <sup>F</sup> 70° 70 <sup>B</sup>	47 <sup>F</sup> 35° 35 <sup>B</sup>	47 <sup>F</sup> 35° 35 <sup>B</sup>	47 <sup>F</sup> 52° 35 <sup>B</sup>	47 <sup>F</sup> 35° 35 <sup>B</sup>	47 <sup>F</sup> 52° 35 <sup>B</sup>	47 <sup>F</sup> 35° 35 <sup>B</sup>

## SPORT 5<sup>TH</sup> WHEELS

MODEL	21 PS RB	25 PS FL	26 PS FB
LENGTH	25' 9"	27' 10"	28' 4"
DRY	7,220	7,320	7,375
HITCH	1,340	1,390	1,585
HEIGHT	11' 10"	11' 10"	11' 10"
AWNING	14'	16'	15'
TANKS	53 <sup>F</sup> 35° 35 <sup>B</sup>	53 <sup>F</sup> 70° 35 <sup>B</sup>	53 <sup>F</sup> 70° 35 <sup>B</sup>

## PROWLER 5<sup>TH</sup> WHEELS

MODEL	27P RLS	29P FBS	316P RLS	31P RET	31P TBS
LENGTH	29' 11"	33' 6"	34' 7"	TBD	36' 10"
DRY	7,965	10,632	10,390	TBD	11,105
HITCH	1,875	2,000	1,870	TBD	2,165
HEIGHT	11' 10"	11' 10"	11' 10"	11' 10"	11' 10"
AWNING	15'	16'	20'	16'	16'
TANKS	57 <sup>F</sup> 80° 40 <sup>B</sup>	57 <sup>F</sup> 80° 40 <sup>B</sup>	57 <sup>F</sup> 80° 40 <sup>B</sup>	57 <sup>F</sup> 80° 40 <sup>B</sup>	57 <sup>F</sup> 80° 40 <sup>B</sup>

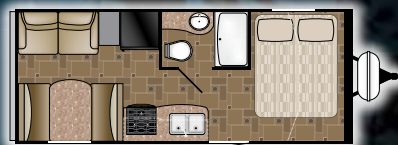
## Ti 5<sup>TH</sup> WHEELS

MODEL	27P Ti	29P Ti
LENGTH	29' 11"	29' 11"
DRY	TBD	TBD
HITCH	TBD	TBD
HEIGHT	11' 10"	11' 10"
AWNING	16'	12'
TANKS	57 <sup>F</sup> 80° 40 <sup>B</sup>	57 <sup>F</sup> 80° 40 <sup>B</sup>

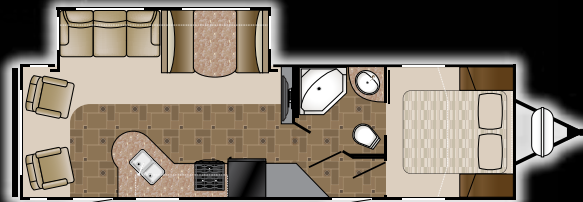
# PREMIER TRAVEL TRAILERS



Prowler travel trailers feature  
standard metal exterior sidewalls  
and can be upgraded to a  
laminated fiberglass exterior.



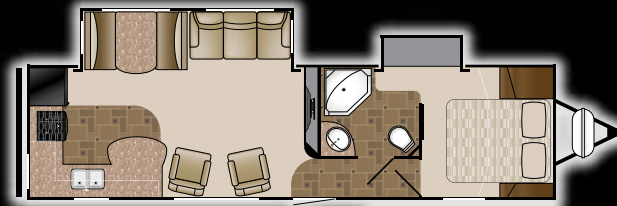
PROWLER 18 RL



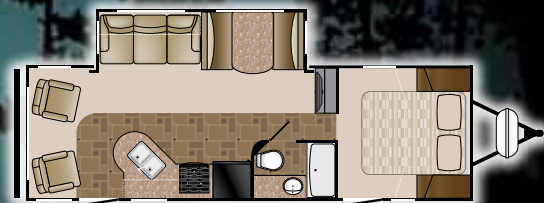
PROWLER 28P RLS



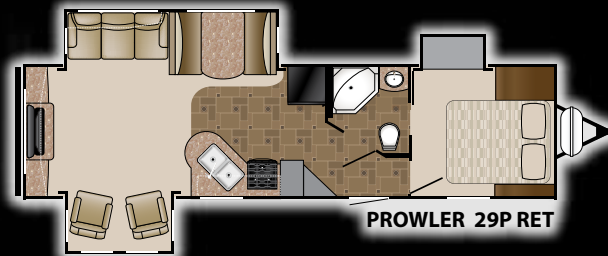
PROWLER 20RBS



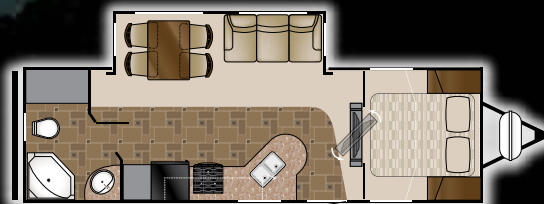
PROWLER 29P RKS



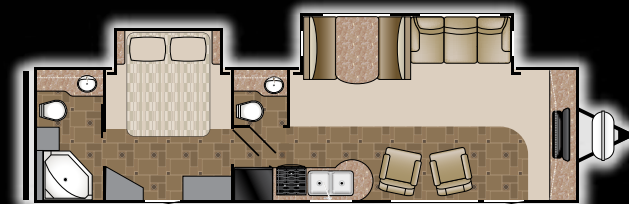
PROWLER 26P RLS



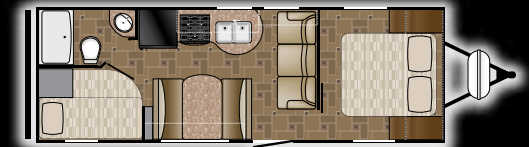
PROWLER 29P RET



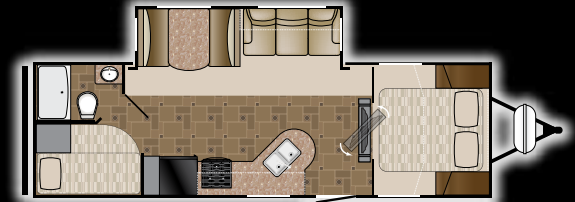
PROWLER 27P RBS



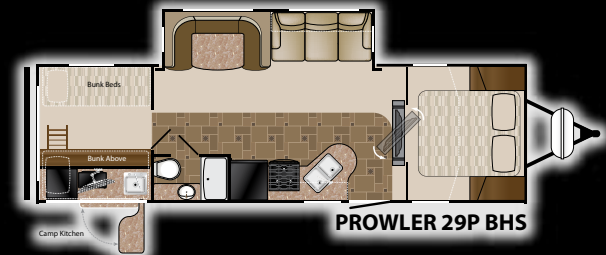
PROWLER 32P MBD



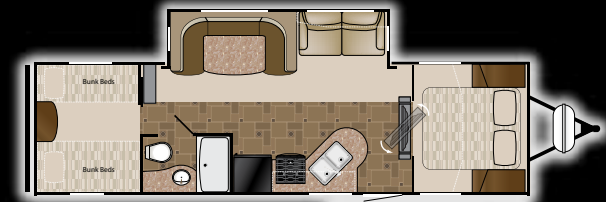
PROWLER 26P BH



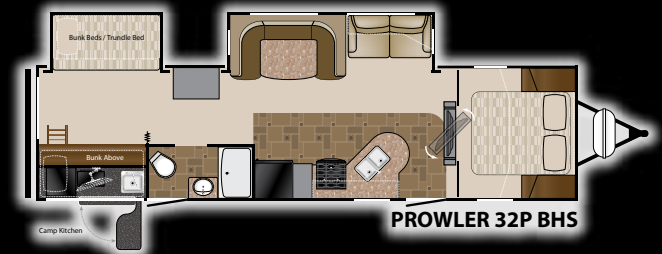
PROWLER 27P BHS



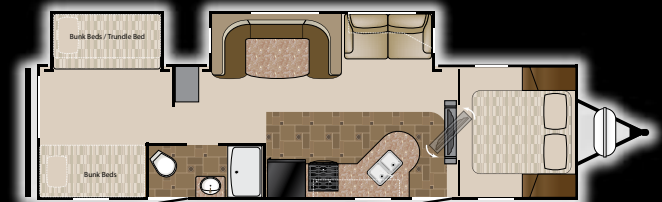
PROWLER 29P BHS



PROWLER 297P BHS



PROWLER 32P BHS



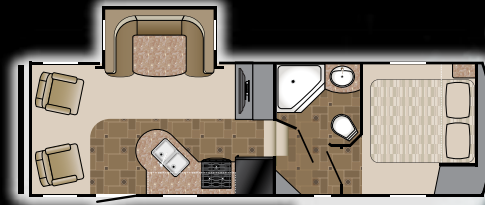
PROWLER 327P BHS



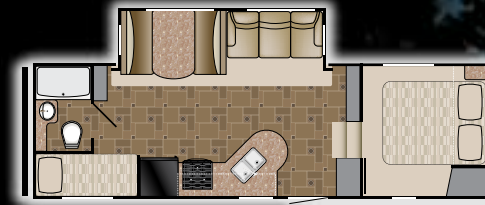
# CHAMPION FIFTH WHEELS

Prowler fifth wheels are available in entry level Sport Edition,

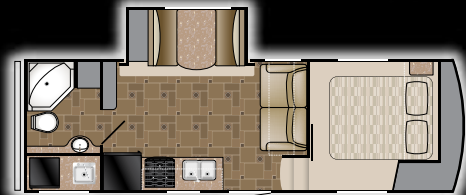
Prowler Edition fifth wheels and Ti Cab-over Edition.



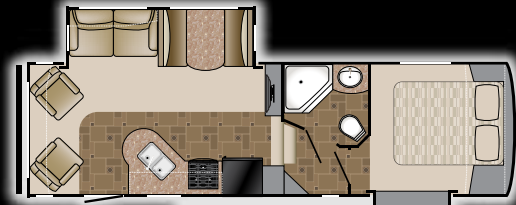
PROWLER 25PS FL



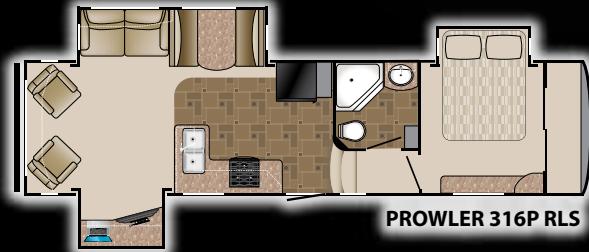
PROWLER 26PS FB



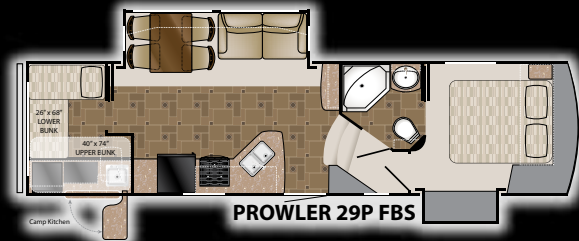
PROWLER 21 PS RB



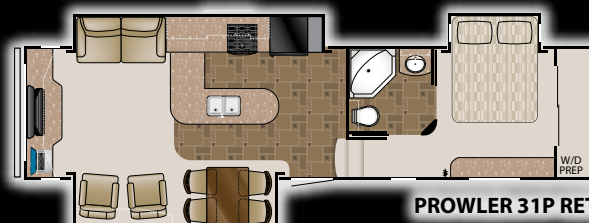
PROWLER 27P RLS



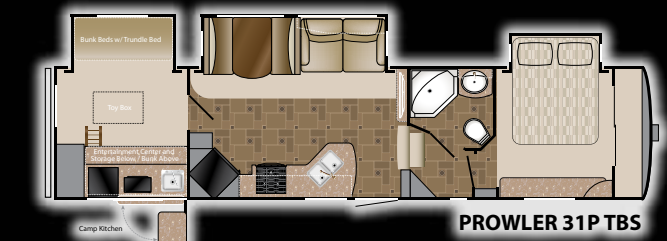
PROWLER 316P RLS



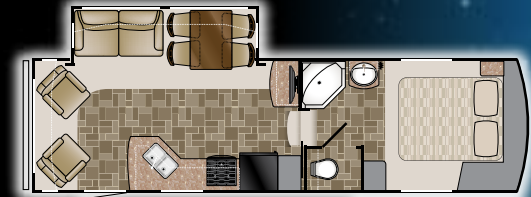
PROWLER 29P FBS



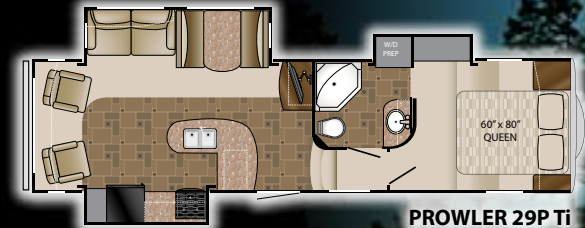
PROWLER 31P RET



PROWLER 31P TBS



PROWLER 27P Ti



PROWLER 29P Ti



Heartland Recreational Vehicles  
1001 All-Pro Drive • Elkhart, IN 46514 • 574-262-5992

## Community. Convenience. Close-to-home.

Where you purchase your recreational vehicle is ultimately your decision but Heartland urges you to consider buying at your local dealer. Dealers are part of your community, providing jobs and contributing to your local economy. These dealers are under obligation to provide warranty service for products they sell, but are not legally required to service products purchased from other dealers. At some point, you may need to return to the dealer you buy from - why not stay close to home? After all, home is where your Heartland is!

## BENEFITS OF PURCHASING YOUR RV LOCALLY:

- You enjoy valuable relationship building with Dealer Representatives, close to your home, who will explain the features and benefits of the product.
- You receive a full product orientation prior to delivery, which includes hands-on directions for many of the coach's systems and functions. You are also introduced to the Dealership's Service/Parts/Warranty personnel who are at the ready to help you with any issues you may encounter, now and in the future.
- You enjoy customer PRIORITY. Dealerships generally service their purchasing customers first - others may experience long delays and miss opportunities to use their RV. What is it worth for you to have a dealership's full attention and motivation to satisfy you when you need service - in a timely manner?
- Valuable TAX dollars and jobs stay in YOUR community which pays for your roads, schools, police and fire departments.

## DON'T UNDERESTIMATE CUSTOMER SERVICE AND PERSONAL CARE!

For Canadian Residents: If you purchase an RV out-of-country, there are additional fees, taxes and inspections that must be met before bringing your product home. Your local Canadian dealers are experts in these provisions.

Your Authorized Heartland Dealer:



# www.HEARTLANDRVs.com

**Experience:**  
 Product Walk-Through Videos  
 Side By Side Comparisons  
 Feature Videos • Photo Galleries  
 Virtual 360° Tours  
 Detailed Floor Plans  
 News • Testimonials  
 Customer Service  
 Service Locator  
 Owners Club • More  
 at our Informative Web Site





# Prowler



**Vendor Direct 800#**  
**CALL DIRECT FOR DIRECT RESULTS!**  
**TOLL FREE & WARRANTY PHONE NUMBERS**

It is our intent to offer the best possible customer service. We are providing you with the warranty phone numbers of our local dealerships. We are not providing you any more directly with them to more quickly handle service issues. Clearly, we want you to be able to get the best service possible.

LIPPERT 1-888-624-7821	SUBURBAN 1-432-775-2121
DEXTER AILE 1-874-285-7888	SWAN 1-800-228-7828
DOMETIC 1-800-544-4881	S&S 1-874-288-7828
NORCO 1-800-347-2332	FLAIR 1-874-288-7828
SHUR-FLON 1-800-543-3216	SEAT TECH 1-800-624-7821
THETFORD 1-800-543-1219	ONAN 1-800-888-6826
KOB 1-800-285-7881	COMPLEX 1-800-488-6863
TRIDENT TIME 1-800-443-8987	HAUER 1-877-481-4788
A.S.A. 1-800-488-3135	CAREFREE 1-800-422-3220
PROGRESSIVE 1-268-781-4241	DEKA 1-800-439-6884
CHENG 1-877-284-8887	WHIRLPOOL/MAYTAG 1-800-546-8086
ATWOOD 1-888-889-3116	NORCOLD 1-800-543-1219

**Call Direct, Fast Results! 800# LABEL IN EVERY HEARTLAND**

We provide a convenient sticker in each coach listing the warranty phone numbers of our most common vendor partners so that if you choose to, you may work directly with them to more quickly resolve issues or obtain replacement items.



**FAST TRACK**  
 PARTS • SERVICE • WARRANTY

**HEARTLAND CUSTOMER SERVICE WE'VE GOT YOUR BACK!**

Over 40 men and women located in a dedicated facility servicing our customers every day. With a dealer network of over 400 locations across the U.S. and Canada, you're never far from an authorized Heartland dealer.

Product information is as accurate as possible as of the date of publication of this brochure. Due to Heartland's commitment to continuous product improvement - floorplans, materials, components, features, specifications, options, etc. are subject to change without notice or obligation to Heartland Recreational Vehicles.

Product information and specifications apply to coaches beginning with serial number 231920

**Tow Vehicle Caution:** Owners of Heartland recreational vehicles are solely responsible for the selection and proper use of tow vehicles. All customers should consult with a motor vehicle manufacturer or their dealer concerning the purchase and use of suitable tow vehicles for Heartland products. Heartland disclaims any liability or damages suffered as a result of the selection, operation, use or misuse of a tow vehicle. Heartland's limited warranty does not cover damage to the recreational vehicle or the tow vehicle as a result of the selection of the tow vehicle.

See your nearest Heartland dealer to review a current model. 50,000 Litho 8/11