

2010

CONTEMPORARY

PULSE[®]

PRACTICAL

More Road for Your Buck.

FUEL EFFICIENT



2010 PULSE

FLEETWOOD RV

PULSE®

STOP BECAUSE YOU WANT TO... NOT BECAUSE YOU HAVE TO.

Built on the fuel-efficient Dodge® Sprinter chassis, Pulse boasts both beauty and brains. Its head-turning style is enhanced by DuPont® full-body paint, while its spacious interiors and innovative storage options enhance its practical side. However, Pulse's top trait may be its unparalleled drivability.

A



Pulse 24A shown in Sea Glass interior décor with Bijoux Cherry wood cabinetry.



WHY BUY PULSE...

- Fuel Efficiency
- Extraordinary Driving Experience
- Contemporary Interior Styling
- Bold Exterior Styling
- Full-Body Paint



D

C

The curvaceous overhead doors offer a storage solution that's practical and stylish. Its design allows you to store longer items behind the compartment dividers.

D

Anywhere you drive, a restful bed awaits you. Take a break watching the optional 19" LCD TV (shown) or the standard 19" LCD TV in the living area. (Standard TV location varies by model.)

E

The galley features a Dometic® cooktop and sink built from premium stainless steel. Both come with tempered glass lids that provide additional countertop space when not in use. Coupled with an Apollo Half Time Convection Oven and refrigerator/freezer, you'd think you were in a chic urban condo.

A The modern cabinetry design carries over to the dinette, which transforms into a comfortable bed with a sleek headboard and footboard.

B The bath is fully equipped, from the china bowl toilet to the brushed nickel towel robe hook. You'll even have ample space for toiletries in the curved vanity and medicine cabinet. And to provide more elbow room while showering, the brushed stainless steel curtain rod bows outward.



C



E



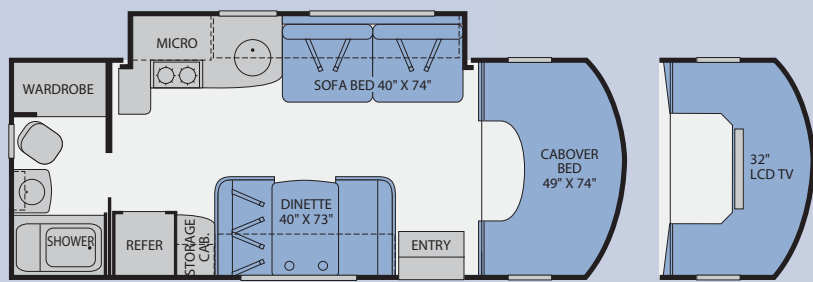
PULSE. NOT JUST AMAZING. AMAZING IN SO MANY WAYS.

THE FULL BODY PAINT EXTERIOR IS UNMISTAKABLY BOLD.

From the front cap to the taillights, every detail of the exterior has been designed to be distinctive. The front cap shows Pulse's automotive heritage, with a sleek grill and headlights.

24A
Single Slide-Out

FLOOR PLANS



Interior Storage Capacity: 43 cu. ft.
Exterior Storage Capacity: 33 cu. ft.

OPT. CABOVER ENTERTAINMENT CENTER



BLUE MIST



SILVER LEAF



BLUE TOPAZ



WHITE PEARL



BLUE STREAK

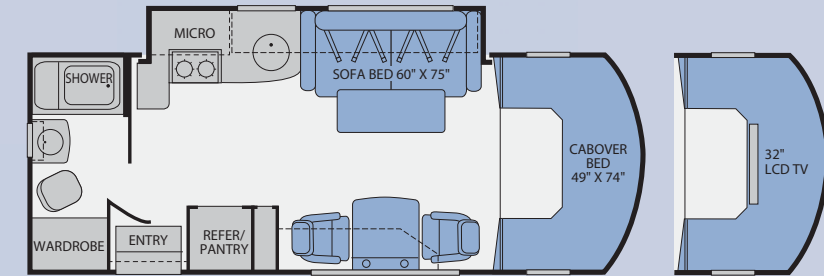


PLATINUM



LIMESTONE

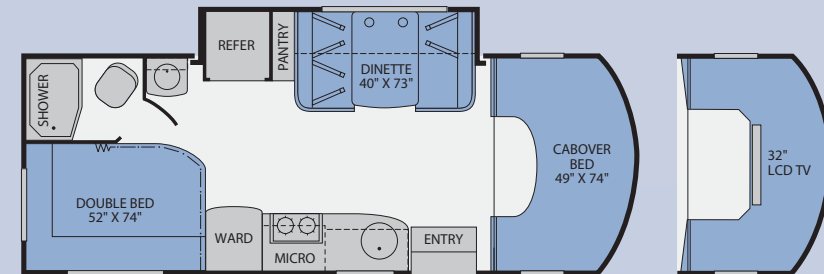
24S
Single Slide-Out



Interior Storage Capacity: 50 cu. ft.
Exterior Storage Capacity: 34 cu. ft.

OPT. CABOVER ENTERTAINMENT CENTER

24D
Single Slide-Out



Interior Storage Capacity: 49 cu. ft.
Exterior Storage Capacity: 45 cu. ft.

OPT. CABOVER ENTERTAINMENT CENTER

Seatbelt configuration may vary depending on options chosen.

WITH A VEHICLE THIS INNOVATIVE, THE DÉCOR HAD TO BE JUST AS ORIGINAL.

We innovated every inch of Pulse, and the interior décor received the same extensive consideration. We chose fabrics that are both long-wearing and full of character. The color palettes highlight the cherry cabinetry and stainless steel used throughout.

SEA GLASS



COGNAC



WOOD FINISH



Bijoux Cherry



The Villa sofa (optional) has clean lines that mirror the curved cabinetry design. At night, the removable arms swing away and the back folds down to create another bed.

REDEFINING THE WAY YOU TRAVEL.

PULSE.

In the drivers cockpit, you can personalize your seating and steering wheel positions. Everything is designed to reduce your fatigue on long-distance trips.



The exterior storage compartment holds chairs, bulky items and more. The pass-through design allows you to access your items from either side.

STANDARD FEATURES

INTERIOR THROUGHOUT

- Solid Surface Countertops w/Brushed Aluminum Accent
- Complete TuffPEX Plumbing System
- 12V Water Pump, Demand Operation
- 13,500 Btu Ducted Air Conditioner
- 25,000 Btu Furnace, Wall Mounted Thermostat
- 6 Gallon 110V/LP DSI Water Heater
- Curved Plywood, Hollow Core Doors & Integrated Face Frames
- Aircraft Style Overhead Construction w/ Curved Plyform Cabinet Doors and Integrated Accent Lighting
- Auxiliary Battery, Disconnect Switch on Central Monitor Panel
- Wall-to-Wall Linoleum
- Deluxe Roller Bearing, Full Extension Drawer Guides & Transit-Ship Locks
- Water Pump Controller, On/Off Switches at Galley & Lavvy
- Quality Constructed Furniture by Flexsteel®
- Water Heater Bypass Valve Fresh Water System Winterization
- GFI Circuit Protection
- AC/DC Load Center w/12V Converter/Battery Charger
- Whole Coach Water Filtration System

DRIVER CONVENIENCE

- Dodge® Sprinter Chassis, Turbo Diesel w/ Adaptive ESP®, 3.0L CDI 6-Cylinder, 154HP, Automatic 5-Speed Transmission, Independent Front Suspension
- 3 Point Seat Belts at Driver & Front Passenger Seats
- In-Dash AM/FM/Radio w/CD, iPod Cable w/ Full Controls, Aux Input on Face, MP3/WMA, USB Slot, SD/Memory Card Input, Remote Control
- Power Windows & Door Locks
- Driver/Front Passenger Airbag Supplemental Restraint System
- Driver/Front Passenger Adjustable/Reclining Bucket Seats w/Armrest & Comfort Headrest
- Cockpit Area w/Tilt Wheel, Cruise Control, Dome Light, Beverage Cup Holders, Map Pockets, Courtesy Lights
- Folding Key w/Keyless Door Lock
- Cabover Bunk Ladder
- 49" X 74" Lifting Cabover Bed, Privacy Curtain & Sliding Side Windows

LIVING ROOM

- 19" LCD TV in Cabover or Midship (Dependent on Floor Plan) with Remote
- Home Entertainment System w/2 Speaker Audio System w/DVD, CD, Aux Input, Alarm, USB Input
- Ceiling Halogen Lights w/Wall Switches
- Day/Night Pleated Shades w/Fabric Wrapped Valance and Brushed Aluminum Accents
- Dinette w/2 Cup Holders, Convertible for Sleeping
- Curved Plyform Dinette Base with Brushed Aluminum Toe Kick and Accent Lighting (Select Models)
- Flexsteel® Fabric Jackknife Sofa Bed w/Armrests (Select Models)
- Overhead Accent Feature Lighting
- Flair Sofa Bed (24S)
- High-Back Lounge Chairs w/Credenza (24S)

GALLEY

- Dometic® 2-Burner Stainless Steel Cooktop w/Patented Jet Flow Sealed Technology w/ Tempered Glass Lid to Provide Additional Countertop Space
- Dometic® Stainless Steel Sink w/Tempered Glass Lid to Match Cooktop
- Dometic® 6 cu.ft. Refrigerator/Freezer
- Plyform Laminated Wood Doors and Drawers
- Apollo Half Time Convection Oven w/ Integrated Range Hood Fan and Light
- Fantastic Roof Vent
- Brushed Aluminum Panel Refrigerator Inserts
- Water Faucet w/Flip-Up Head Fits and Stores Under Glass Lid of Sink

BEDROOM (24D ONLY)

- Bedspring w/Pillow Shams
- Day/Night Pleated Shades w/Fabric Wrapped Valance and Brushed Aluminum Accents
- Decorative Reading Lights
- Curved Bed Base with Storage Compartment
- 52" x 74" Innerspring Mattress

BATHROOM

- Bath Door w/Residential Passage Lock (Select Models)
- China Bowl Toilet w/Hand Sprayer
- Medicine Cabinet w/Wood Plyform Construction/Mirror
- Shower Head w/Flexible Hose Extension

EXTERIOR THROUGHOUT

- High Gloss Tuff-Coat® Smooth Fiberglass Exterior
- Outstanding Exterior Graphics and Styling
- Large 1" (Inside Diameter) Water Tank Drain
- Rear Ladder
- Utility Compartment w/Holding Tank Dump Valves
- Debris Awning w/All Slide-Out Rooms
- Full-Body Paint
- Full Size Spare Tire
- Trailer Hitch w/7 Pin Electrical Hook-Up¹
- Conveniently Located Fuel Fill on Driver Side B-Pillar
- Dual 6V Deep Cycle Auxiliary Batteries
- 5.6" Color Rear Vision Camera w/One-Way Audio
- Exterior Wash Station

BODY STRUCTURE

- Vacu-bond® Floor
- Vacu-bond® Hull Lamination Process
- Royal Tuff-Ply Radius Roof w/Ducted A/C
- Corrosion Resistant Aluminum Tube Hull Framing
- Sidewalls Framed w/1 1/2" Aluminum Tubing
- Molded Rear Wheel Trim Flares
- Molded Rear Wall/Ceiling Transition Trim
- Molded Fiberglass Wraparound Front End Cap
- ABS Rear Bumper
- 26" Wide Radius Corner Entry Door w/ Obscured Window
- Extruded Aluminum Running Boards w/ Molded Rubber Inserts

STORAGE

- Galvanized Battery Compartment Container & Lid
- Pass-Through Storage Compartment
- Painted Aluminum Skin Luggage Doors w/Strut Assist, Paddle Latches, Stainless Steel Hinges
- Luggage Compartment Access Under Bed (24D Only)

OPTIONS

INTERIOR

- 15,000 Btu A/C with Heat Pump
- 19" LCD TV w/Remote Control
- Sirius Satellite Radio® (6 Month Subscription Included)
- Villa Jackknife Sofa Bed (Select Models)
- Fabrica® Area Rugs
- Ultraleather™ Driver Front/Passenger Seat Covers
- Dual Pane Windows
- Cabover Entertainment System: 32" LCD TV w/Home Theater

EXTERIOR

- Carefree Box Awning
- Onan® 3.6kW MicroQuiet LP Generator
- Heated Holding Tanks
- Diesel Generator
- Clear Front Protective Mask

FLEETWOOD ADVANTAGES

- DuPont® Full-Body Paint
- Industry Leading Slide-Out Lengths
- Pass-Through Storage
- Solid Surface Countertops
- Main Ceiling Features Padded Vinyl

WEIGHTS AND MEASUREMENTS

DODGE® SPRINTER CHASSIS

MODELS	24A	24D	24S
Engine Displacement (Liters)	3.0	3.0	3.0
Wheelbase (Inches)	170"	170"	170"
GVWR (lbs)¹	11,030	11,030	11,030
Front GAWR (lbs)²	4,410	4,410	4,410
Rear GAWR (lbs)²	7,720	7,720	7,720
GCWR (lbs)³	14,530	14,530	14,530
Hitch Rating Weight (lbs)¹	3,500	3,500	3,500
Tongue Weight (lbs)¹	350	350	350

Liquid Weight Reference:

Water (gal) = (8.3 lbs/3.8 kgs) Fuel (gal) = (7.1 lbs/3.2 kgs) Propane (gal) = (4.2 lbs/1.9 kgs)

Metric Conversion:

Multiply pounds x 0.453 to obtain kilograms. Multiply gallons x 3.785 to obtain liters. Multiply liters x 61 to obtain cubic inches.

DIMENSIONS & CAPACITIES

MODELS	24A	24D	24S
Overall Length⁴	25' 2"	25' 2"	25' 2"
Overall Height (with A/C)	11' 4"	11' 4"	11' 4"
Overall Width (maximum)⁵,⁶	91.5"	91.5"	91.5"
Interior Height (maximum)	80"	80"	80"
Interior Width (maximum)	88"	88"	88"
Fuel Capacity (gal)	26.4	26.4	26.4
Fresh Water Holding Tank (gal)	29	29	29
Grey Water Holding Tank (gal)	33	33	33
Black Water Holding Tank (gal)	33	33	33
Water Heater Tank (gal)	6	6	6
Appliance Propane Tank (gal) (WC)⁷	24	24	24

Model: Dodge® Sprinter

Engine: Mercedes-Benz® 3.0L CDI 6-Cylinder

Transmission: 5-Speed Automatic

Alternator: 180 Amp

Torque: 280 lb-ft @ 1200-2400 RPM

Horsepower: 154HP

† The chassis manufacturer recommends the installation of a supplemental brake control system to activate the brakes on the vehicle or trailer you are towing. Hitch receiver ratings expressed are maximum for the hitch receiver installed and may require the purchase of additional equipment that is dependent on the weight of the towed load. Consult with hitch receiver manufacturer for further information.

* UVW and OCCC are found on the label containing the federal certification tag in each RV.

IMPORTANT — PLEASE READ: Product information, photography and illustrations included in this publication were as accurate as possible at the time of printing. For further product information and changes, please visit our website at www.fleetwoodrv.com or contact your local Fleetwood dealer. Prices, materials, design and specifications are subject to change without notice. All weights, fuel, liquid capacities and dimensions are approximate. Fleetwood has designed its recreational vehicles to provide a variety of uses for its customers. Each vehicle features optimal seating, sleeping, storage and fluid capacities. The user is responsible for selecting the proper combination of loads (i.e. occupants, equipment, fluids, cargo, etc.) to ensure that the vehicle's capacities are not exceeded.

- GVWR (Gross Vehicle Weight Rating) is the maximum permissible weight of this fully loaded motor home. The GVWR is equal to or greater than the sum of the (UVW) unloaded vehicle weight plus the (OCC) occupant cargo carrying capacity*.
- GAWR (Gross Axle Weight Rating) is the maximum permissible loaded weight a specific axle is designed to carry.
- GCWR (Gross Combined Weight Rating) is the value specified by the motor home manufacturer as the maximum allowable loaded weight of this motor home with its towed vehicle. Towing and braking capacities may be different. Refer to Fleetwood and chassis manufacturer's manuals for complete information.
- Length measured from front bumper to rear bumper (excludes accessories).
- Excludes safety equipment and awnings.
- Motor homes feature a body-width over 96" which will restrict your access to certain roads. Before purchasing, you should research any state and/or province road laws which may affect your usage.
- Tank manufacturer's listed water capacity (WC). Actual propane capacity is 80% of water listing as required by the safety code.





Class C Diesel

RV OWNERCARE*

Limited one-year/15,000-mile coach warranty and three-year/50,000-mile structural warranty, whichever occurs first, and it is fully transferable for the first 12 months. RV OWNERCARE is one of the RV industry's most comprehensive programs and includes systems, appliances, components and construction, with no deductible and no service charge. RV OWNERCARE coverage is provided from a company that will be around in the future to service your needs. See your nearest Fleetwood dealer for a full explanation of benefits and restrictions.

CONTACT US


To locate a dealer near you, visit our website at www.fleetwoodrv.com or call 1-800-444-4905. We can also be contacted at Fleetwood Customer Relations, P.O. Box 1007, Decatur, IN 46733.

FLEETWOOD MOTOR HOME CLUBS

As a Fleetwood owner, you're invited to become a member of several Fleetwood motor home clubs. Becoming a club member is the perfect way to meet other Fleetwood owners who love to travel across America and share in the RV lifestyle. Visit our website at www.fleetwoodrv.com/owners_clubs to learn more and join the fun.



YOUR LOCAL FLEETWOOD DEALER IS:



*For complete info see your Fleetwood dealer.

©2009. Fleetwood RV Inc.
Printed in the USA. Inventory Control Number PU10B1, 09/09.
Model Year 2010, First Edition.

IMPORTANT—PLEASE READ

Product information, photography and illustrations included in this publication were as accurate as possible at the time of printing. For further product information and changes, please visit our website at www.fleetwoodrv.com or contact your local Fleetwood dealer. Prices, materials, design and specifications are subject to change without notice. All weights, fuel, liquid capacities and dimensions are approximate. Fleetwood has designed its recreational vehicles to provide a variety of uses for customers. Each vehicle features optimal seating, sleeping, storage and fluid capacities. The user is responsible for selecting the proper combination of loads (i.e. occupants, equipment, fluids, cargo, etc.) to ensure that the vehicle's capacities are not exceeded.

WHY FLEETWOOD?



Quality

There's no cutting corners. Skilled craftsmen build every Fleetwood RV for maximum durability and longevity.



Trust

More people trust Fleetwood. After all, we've spent the last 60 years perfecting RVs, earning the loyalty of generations of RVers.



Passion

We're truly passionate about the RV lifestyle. Fleetwood was founded by RV enthusiasts, and that tradition continues today.



Safety

You've got precious cargo. So we've engineered dozens of innovative safety features into our motor homes to give you more peace of mind.



Service

Help is nearby. When you need an upgrade or repair, you'll find Fleetwood dealers all across North America ready to assist you.



Warranty

Exclusive RV ownercare warranty. See your Fleetwood dealer for details.

