

2006

INTRUDER

DAMON MOTOR COACH



Above all else, value.

Above all else, value.

Value has been our driving force since the Intruder rolled off the Damon manufacturing line. The Intruder continues to be the best value coming or going among luxury motorhomes. That's because we've loaded Intruder with luxury amenities every year but have kept its price well within the expectations of experienced, value-conscious recreational vehicle owners like you, and 2006 is no different. We've added nearly 30 quality features to the already well-appointed Intruder. When it comes to value, Intruder has no equal.

Fresh for '06

Two comfy captain's chairs are now standard on Intruder. The driver's seat features 6-way power adjustments for even more comfort.

The dash was completely redesigned this year and features an ABS dash pod with padded vinyl and a handy computer tray.

Also in the cockpit you'll find a 24-inch flat screen TV for your viewing enjoyment.

A washer and dryer are optional on most models of Intruder (N/A 373).

Beautiful, long-lasting Corian solid surface countertops are now standard in Intruder's bathroom and kitchen areas. They're a snap to keep clean, too.

Intruder introduces three gorgeous new designer decors, Arbor Mist, Corbett Canyon and Stone Cellars.

There are also two new eye-catching cabinet woods. Cherry, which is shown here, is optional and Honey Maple is standard.

A booth dinette is standard in most Intruder models (N/A 391).

An enormous basement with extra-large, extra-strong pass-through storage compartments offers plenty of room for just about everything.

An AM/FM/CD player in the cockpit dash provides quality entertainment for long drives.





Intruder model 373, Corbett Canyon décor; optional Cherry wood.



Intruder model 373, Corbett Canyon décor, optional Cherry wood.



(Above) Intruder offers Carrier® air conditioning at the touch of a remote button.

(Right) A skylight showers the bathroom with sunlight. Beautiful handcrafted wood cabinets with mirror add luxury.

(Left) Intruder's gorgeous kitchen with optional Cherry wood cabinets. A popular option includes a double-door refrigerator with ice maker. Hardwood front (shown) is standard.

(Below) Master bedroom slideout adds even more spaciousness. Coordinating bedspread and window treatments add a beautiful touch.

(Bottom) AM/FM CD player with 4-speaker sound and a back-up monitor system with audio are standard in all Intruder models.



Still more value.

Need more headroom? The new 2006 Intruder now has 6 ft. 10 in. of interior ceiling height. That's four inches taller than previous models. Slide room heights have increased as well.

There's much more storage in 2006 — all interior cabinets are more spacious thanks to a height increase of four inches. You'll also find new angled overhead cabinets in the bedroom slideout and larger, deeper front overhead cabinets.

A new gelcoated front fiberglass cap and newly-designed headlights, hood and a bigger, wider windshield, give Intruder a stylish, contemporary look.

Our optional full-body paint packages feature three drop-dead gorgeous new colors — Thunder Black, Carbon Blue and Salsa Red.

Damon is the only manufacturer to utilize a high-quality, easy-care Carrier® roof-mounted air conditioner with programmable remote-controlled thermostat.

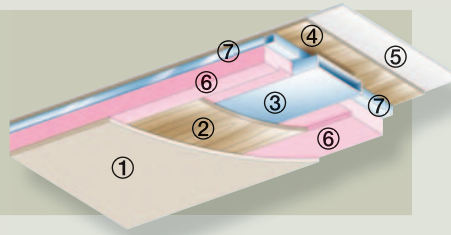
Intruder offers heated rear-view power mirrors as a standard safety feature. The mirrors eliminate blind spots and you'll easily and quickly see behind the coach.

Larger 22.5-inch tires make for a smoother ride.

Impeccable craftsmanship – and attention to detail.

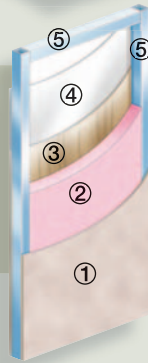
ROOF

- ① Padded ceiling
- ② Luan (wood)
- ③ Insulated duct air conditioning
- ④ Luan (wood)
- ⑤ TPO roofing
- ⑥ Insulation
- ⑦ Aluminum frame (tubing)



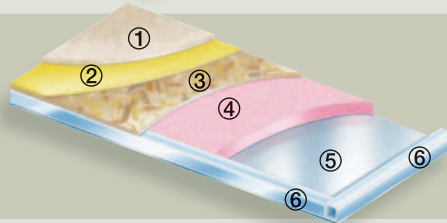
SIDEWALLS

- ① Interior panel
- ② Insulation
- ③ Sidewall Mende board (inside)
- ④ Sidewall Mende board (outside)
- ⑤ Aluminum frame (tubing)



FLOOR

- ① Carpet
- ② Padding
- ③ Structurwood® floor
- ④ Insulation
- ⑤ Galvanized metal
- ⑥ Steel frame (tubing)



Damon Value by Design. It's our driving force.

If it seems like most of our motorhomes are loaded with features, you're right. It's part of our "Value by Design" way of doing business. You see, we become more efficient when we offer more of your favorite amenities standard. Construction is more streamlined. And you get more motorhome. For less. This is just one of the ways we design more value into every motorhome we manufacture.

In addition, unlike many of our competitors who produce motorhomes, towables and other products, the sole focus of our business is Class A motorhomes. We believe this simplifies our manufacturing process and helps us focus on doing a single job exceptionally well. Doing that job well also means using only high-quality materials, components and state-of-the-art construction techniques. All told, it's what we call, "Value by Design."

Value by Design. It's more than a slogan; it's our way of delivering more motorhome for your money.

CHASSIS

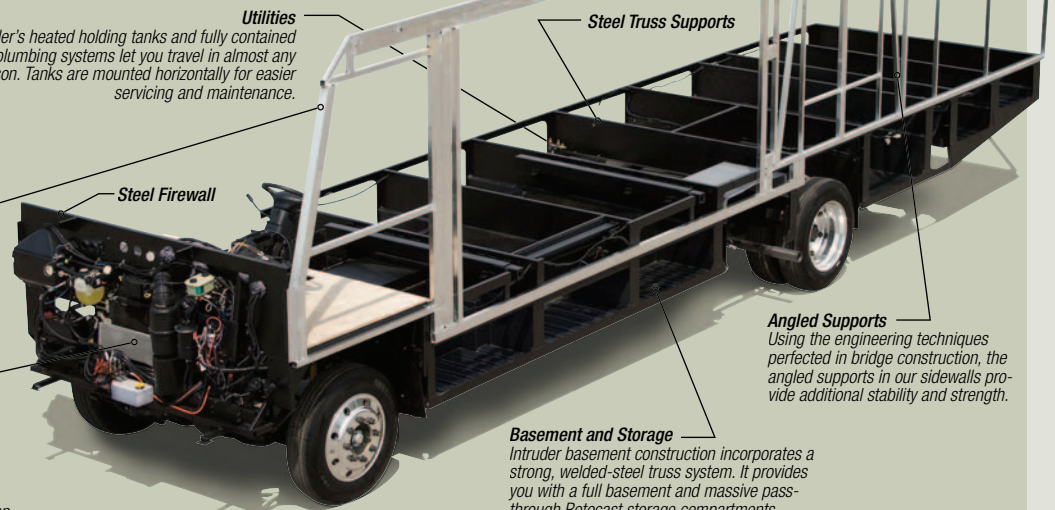
Quality construction starts here. And Intruder uses only the finest: either a rugged Ford® or Workhorse® chassis, depending on the floor plan.

Utilities
Intruder's heated holding tanks and fully contained plumbing systems let you travel in almost any season. Tanks are mounted horizontally for easier servicing and maintenance.

Aluminum Framing
All wall openings for doors, windows and other components are framed in aluminum tubing with welded joints. This strengthens the coach body. The 5 1/2 in. welded aluminum header provides additional strength in slide room openings.

Engine
Choice of two tough, dependable engines: coaches on a Workhorse chassis are powered by an 8.1-liter, V-8 engine; coaches on the Ford chassis come with a 6.8-liter, V-10 engine.

Actual chassis with sidewall framing. Structure may vary by floor plan.



Angled Supports
Using the engineering techniques perfected in bridge construction, the angled supports in our sidewalls provide additional stability and strength.

Basement and Storage
Intruder basement construction incorporates a strong, welded-steel truss system. It provides you with a full basement and massive pass-through Rotocast storage compartments.



Beige Metallic (standard)



Carbon Blue (optional)

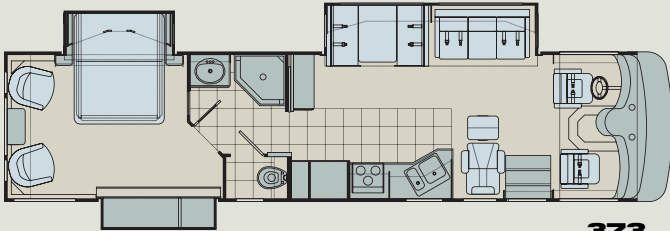


Salsa Red (optional)

Stylish surroundings — where value rules.

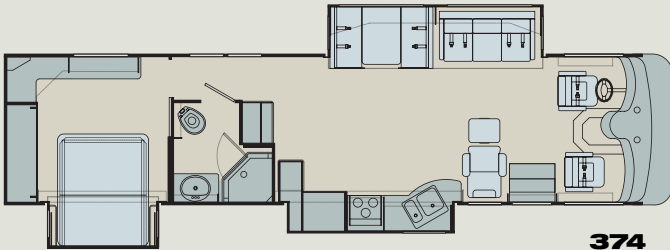
Floor Plans

Whichever Intruder floor plan you choose, you can be sure it's thoughtfully laid out to provide a roomy, comfortable, convenient living experience.



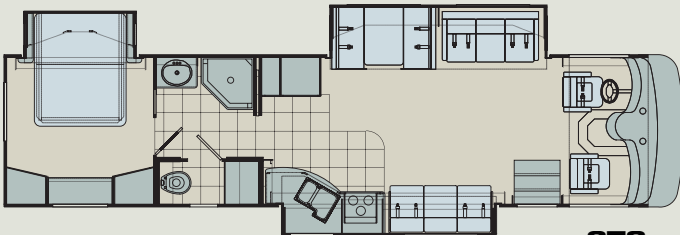
373

Living area slideout. Triple slide, dual zone living. Panoramic rear bedroom windows.



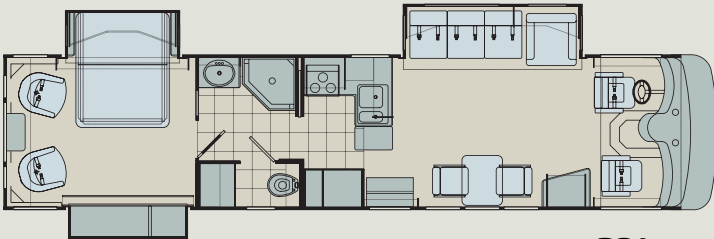
374

Triple slideout. Huge kitchen and living area. Great bath and bedroom.



378

Two sofas and huge kitchen with angled cabinets in the bedroom.



391


Huge windows in living room. L-shaped kitchen. Two zone living. Panoramic rear bedroom windows.

Décor

Intruder offers several discriminating décor packages. So put your interior decorating skills to work (you won't go wrong with any package).




Arbor Mist



Corbett Canyon




Stone Cellars



Cherry

(Optional)



Honey Maple

(Standard)



Thunder Black (optional)

Paint

Intruder's deluxe exterior paint packages feature a bold and contemporary design with clean graphics and new optional full-body paint styles for 2006.

Intruder standard specifications and features

Bathroom

Vinyl tile flooring
Full-height fiberglass tub or shower with door
Skylight in tub/shower
Obscure glass window in private stool area (N/A: 374)
Power vent
Foot-flush porcelain toilet with sprayer
Wallpaper border

Bedroom

Pillowtop mattress
Bedspread
Wardrobe lights
19-inch color TV
Lambrequin window treatments
Day/night shades
Pin-up lights
Angled cabinet bedroom slide

Chassis

One touch leveling jacks with touchpad controls
Front and rear mud flaps
22.5 in. wheels and tires
Stainless-steel wheel liners (Workhorse® only)
Aluminum wheels (Ford® only) (N/A: 391)
Trailer hitch (5,000 tow lbs. / 500 tongue lbs.)
Emergency start circuit
Under-hood light
Automatic transmission with overdrive
Layer of neoprene vibration dampener

Cockpit

Vinyl covered dash with pod
Computer tray on passenger side
Electronically controlled dash air conditioning
AM/FM/CD player (single-disk, in-dash)
4-speaker sound
Cruise control
Tilt steering wheel
Map lights (double-pancake)

Dash fans
Tinted wraparound windshield
Windshield privacy shade
Side mounted power mirrors with heat (driver)
Corner mounted power mirrors with heat (passenger)
Reclining swivel captain's chairs
Power 6-way seat (driver only)
3-point, wall-mounted seatbelts
Side storage cabinets above driver and passenger
Sun visors
Back-up monitor system with audio
Drink holders

Entry

Electric entrance step
Battery access in stairwell

Exterior

Partial paint package with deluxe graphics
Fog lights
Wide-body design
Radius-cornered domed TPO roof
Rear ladder
Aerodynamic front and rear fiberglass caps
Side-mounted patio awning
Side-mounted awning over slideout
Entry-assist lighted grab handle
Upgraded gelcoated sidewall
Locking exterior storage doors
White-trimmed, radius-topped entrance door with deadbolt lock and black-trimmed clear window with shade and valance



Enormous basement gives you room for everything.

Black-framed, radius-cornered windows
Two patio lights (one on each side)
Easy-to-clean, lighted, rotocast storage compartments
Full basement pass-through storage
Gas pistons on exterior storage doors

Kitchen

Refrigerator: large flush-mounted, double-door
Refrigerator: raised-panel, hardwood front (honey maple and cherry—optional)
3-burner range and oven
Solid-surface range cover
Microwave oven
Lighted power range hood
Monitor panel with LPG readout
Solid-surface sink cover(s)
Single-lever faucet with sprayer
Pantry
Solid-surface countertops
Solid-wood, raised-panel cabinet doors (upper and lower)
Vinyl tile flooring
Freestanding dinette with 2 chairs (391 only)
Booth dinette (N/A: 391)

Mini blinds
Fantastic® power vent
Wallpaper border

Living Area

Incliner with footrest (cloth) (391 only)
Euro recliner with leather seating surface and ottoman (passenger side) (373 & 374 only)
27-inch color TV in entertainment center with full-function remote, antenna booster and jack (391 only)
Hide-a-bed (cloth)
Day/night shades
100% nylon carpeting with stain treatment and padding
24-inch flat screen color TV in cockpit overhead with full-function remote, antenna booster and jack (N/A: 391)

Video package (VCR/DVD player and control center)

Soft-touch, padded vinyl ceiling
Fluorescent lighting
Aisle lights
Ball bearing drawer guides

Utilities

Air conditioner: 13,500-BTU ducted central (front)
Air conditioner: 13,500-BTU ducted central (rear)
Remote thermostatically controlled air conditioning
Furnace: 35,000-BTU electronic ignition, floor-ducted
Water heater: 6-gallon gas/electric with electronic ignition
Water heater bypass kit



Utilities are convenient and easy to access.

Generator: 5.5 kW Generac® Quietpac™
Converter: 80-amp
Dual 6-volt auxiliary batteries
Battery disconnect
50-amp, 120-volt service with marine-type detachable power cord
Exterior GFCI receptacle
Enclosed heated potable and holding tanks
Black-water tank flush
Three-way valve for tank/city water fill
Telephone hookup
Cable TV/satellite hookup
Pre-wired for roof-mounted satellite dish
Exterior shower
Carbon monoxide, LP gas and smoke detectors

Popular Options

AM/FM/CD player in bedroom
Full-width stainless stone guard with Damon stencil
Multi-disc CD changer
Driver's door with power window
Ultra-leather captain's chairs
Electric sun visors with two manual side shades
Full-body paint package including color-coordinated slideroom awnings
Electric patio awning with remote
Black-framed dual-pane windows
Invisible bra
Refrigerator: large flush-mounted, double-door with icemaker
Refrigerator: side-by-side with icemaker
IPO standard refrigerator and pantry
Cooktop IPO range and oven (requires convection microwave)
Microwave/convection oven
Kitchen faucet water filter
2 folding chairs (available with buffet)
Buffet with additional storage (N/A: 391)
Incliner with footrest (ultra-leather) (391 only)
Home theater package (VCR, DVD/CD player and 5-channel Dolby® Pro-Logic receiver amplifier)
Air conditioner: 15,000-BTU ducted central upgrade (front)
Water heater: Motoraid® 6-gallon gas/electric with electronic ignition
Generator: 5.5 kW Onan® Marquis Gold®
Generator: 7.0 kW Onan® Marquis Gold®
Entertainment inverter: 600-watt with Thermoil® 6-volt auxiliary batteries IPO standard batteries
Washer/dryer prep (N/A: 373)
Washer/dryer combo (requires washer/dryer prep) (N/A: 373)

Weights and Measures	373	374	378	391
Chassis	Workhorse/Ford	Ford	Workhorse/Ford	Workhorse
Wheelbase	242	242	242	256
Overall length	37'11"	37'11"	37'11"	39'1"
Overall width	101"	101"	101"	101"
Overall height with AC	12'4"	12'4"	12'4"	12'4"
Std. weight (approx. lbs.)	19,166/18,208	18,711	19,241/19,761	19,161
GVWR	22K	22K	22K	24K
GCWR	26K	26K	26K	30K
Fresh water (approx. gal.)	80	80	50	80
Grey/black water (approx. gal.)	50/42	50	50	50
LP (lbs.)	103.5	103.5	103.5	103.5
Sleeping capacity	4	4	4	4
Exterior storage capacity (cu. ft.)	165	168	168	172
Interior drawers	17	13	7	12
Interior drawer capacity (cu. ft.)	10	10	7	7
Fuel capacity (approx. gal.)	75	75	75	75



P.O. Box 2888 • Elkhart, IN 46515
Customer Service: 800-860-3812
Sales Department: 800-860-5658

www.DamonRV.com



DC 8/05 © 2005 Damon Motor Coach Printed in U.S.A.

Due to constant product improvements, the specifications, component parts and standard/optional equipment are subject to change without notice or obligation. Product photography or diagrams may show equipment that is optional. Damon Motor Coach reserves the right to make changes in prices and models and to discontinue models without notice or obligation. Components, parts or chassis may have been manufactured at times other than the model year indicated. All capacities are approximate and dimensions are nominal. All dry weights are based on standard model features and do not include optional features or equipment. Various RV components and features may differ to conform to local codes. Due to EPA environmental restrictions, engine power and torque ratings may change mid-year.