

Spirit of America™ Fifth Wheels by Coachmen

Spirit of America™



Leader to the Great Outdoors®

Spirit of America™



Standard & Optional Features

INTERIOR & DÉCOR

- Wellbeck Birch Cabinetry
- Hardwood Flat Panel Cabinet Doors
- Slideroom Overhead Cabinets
- Residential Metal Drawer Guides
- Partial Carpet with Pad
- Linoleum Flooring - Kitchen & Bath
- Satin Nickel Mini Blinds - Coach
- Accordion Shades on Bunks (525 TBS)
- Booth Dinette
- Jack Knife Sofa
- Two Swivel Rockers (526 RLS)
- Techwood Drawers
- Carbon Monoxide Detector
- LP Leak Alarm
- Fire Extinguisher
- Smoke Alarm

GALLEY

- 3 Burner Range with Oven
- Microwave Oven
- Power/Lighted Range Hood
- Double Door Refrigerator
- Monitor Panel
- Stainless Steel Sink

SLEEPING

- Queen Bed
- Triple Bunk Beds (525 TBS)
- Deluxe Innerspring Mattress (QB)

- Bedspread
- Bedlift System on Island QB
- Bedroom TV Shelf

ELECTRICAL/HEATING/AC

- 30-Amp Service
- Outside Receptacle GFI
- Patio Light
- LP Hitch Light
- Double 30 LB LP Bottles with Auto Change-Over
- 25,000 BTU E.I. Furnace
- 13,500 BTU Ducted Roof Air Conditioner
- In-Floor Ducted Heat
- Phone Jack
- TV Antenna and Rotor Package
- Cable TV Jack
- AM/FM Stereo with CD Player

BATH & WATER

- Marine Toilet
- Power Bath Vent
- One Piece ABS Tub Surround
- 6-Gallon E.I. Water Heater
- Water Heater By-Pass Valve
- Demand Water Pump
- Decorative Bath Hardware
- Medicine Cabinet
- Below Floor Low Point Drains
- Outside Shower

EXTERIOR/CONSTRUCTION

- Roof Ladder
- Patio Awning
- Rubber Roof
- Fiberglass Insulation
- Gutter Rail
- Rear Hose Storage Steel Bumper
- Triple Entry Steps
- Dead Bolt Lock
- Electric Rack and Pinion Slide-Out Room
- Flush Floor Main Slide-Out Room
- Retractable Stabilizer Jacks
- Straight Axles
- Rally Wheels
- Safety Glass Radius Windows
- Textured Metal Lower Sidewall Skirts
- Radius Entrance Door
- Radius Baggage Doors
- Fiberglass Sidewalls
- ABS Front Cap
- I-Beam Chassis Construction
- Electric Jacks
- Shock Absorbers

OPTIONAL FEATURES

- Double Bunk with Side Garage (525 TBS)
- Deluxe Sofa with Hide-A-Bed
- Spare Tire
- CSA Upfit (Includes Northern Spirit Graphics)


Décor Selections



Princeton Pine



Welbeck Birch



San Diego Sand

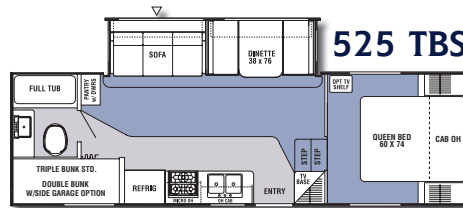


Leader to the Great Outdoors®

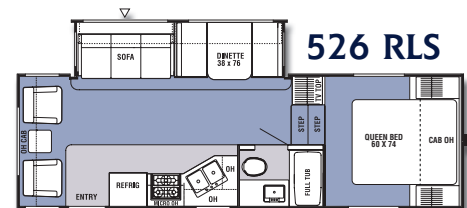
Coachmen Recreational Vehicle Company, LLC
P.O. Box 30 • Middlebury, IN 46540
P.O. Box 948 • Fitzgerald, GA 31750

Visit our website at: www.coachmenrv.com

©2005 Coachmen Recreational Vehicle Company, LLC
All rights reserved. Litho USA 6/05 - C-100-318



525 TBS



526 RLS

Specifications

	525 TBS	526 RLS
Base Weight (lbs.)	7,176	7,059
Carrying Capacity	1,324	1,541
Hitch Weight (lbs.)	1,470	1,320
Axle Weight (lbs.)	5,706	5,739
Interior Height (Bedroom)	5'4"	5'4"
Exterior Height	11'2"	11'2"
Exterior Length	27'11"	27'5"
Exterior Width	8'	8'
Hitch Pin Height	45"	45"
Sleeping Capacity	8	6
Fresh Water Capacity (gal.)	42	40
Waste Water Capacity (gal.)	40	37
Grey Water Capacity (gal.)	37	37
Water Heater Capacity (gal.)	6	6
LP Gas Capacity (lbs.)	60	60
Furnace Rating (x1,000) BTU	25	25
Tire Size	ST225/75D15C	ST225/75D15C

Base Weight: The weight of the unit with no fluids, cargo, optional equipment or accessories.

Carrying Capacity: This is the amount of weight available for all fluids, cargo, optional equipment and accessories. The actual "loaded" weight will depend on the equipped unit and the owner's individual choice of cargo, etc.

Wider Widths: Numerous Coachmen floor plans feature the "wide body" design concept, which gives you significantly enhanced interior living space and innovative floor plans.

In making your purchase decision, you should be aware that a few states restrict access on some or all roads within the state to vehicles with a maximum 96" width, although special road usage permits may be available. Vehicles up to 102" in width are permitted in the vast majority of states. You should confirm the road usage laws in the states of interest to you before making your purchase decision. If width is of concern to you, we invite you to consider the broad array of other Coachmen models offered in the standard 96" width.

All information contained in this brochure is believed to be accurate at the time of publication. However, during the model year, it may be necessary to make revisions and Coachmen reserves the right to make all such changes without notice, including changes in prices, colors, materials, equipment and specifications, as well as the addition of new models and the discontinuance of models shown in this brochure. Therefore, please consult with your Coachmen dealer and confirm the existence of any materials, design or specifications that are material to your purchase decision.