



2002 NewAire Classic

Diesel Pusher

sunsets: vivid



Newmar NewAire Classic

- relaxation
- fresh air
- versatile
- humdrum

model: Diesel Pusher

horizons:

broadened

standard:

adventure

NEWMAR.2002




Exterior wash station

Independence

Remember getting your first bike? Once you mastered the balancing act, your bike became your best friend — your connection to a bigger world. The wind in your hair and a smile on your face, your bike led you to new discoveries, new experiences and gave you your first taste of independence.

At Newmar, we also remember this feeling of independence and work to re-create the same magic in the products we manufacture. It's this spirit that inspires us to chart our own path and lead the industry with new ideas. The NewAire represents independent thinking at its best and redefines what a motorhome can and should be. It draws motivation from the automotive, marine and aviation industries and includes a surprising level of compactness and maneuverability. Its uncompromising comfort and attention to detail make the NewAire a unique and welcome addition to the Newmar product line and the motorhome industry.

Isn't it time to celebrate your independence and feel the wind in your hair? It's your road — let the NewAire help you claim it.



Automotive-style driver and passenger doors with power windows and heated mirrors



2002 NewAireClassic

Diesel Pusher

sunsets: vivid



2002 NewAire Classic Diesel Pusher




www.Drive-Life.com

Wherever you see this symbol, you can log on to our Web site to take a photo tour of the NewAire's interior.

Freedom Never Looked So Good

The NewAire Diesel Pusher gives you the independence to go wherever you want and the style to look good getting there. Choose from three exterior color schemes: Autumn Wood, Wild Plum and Mint Leaves. In addition to its good looks, the NewAire delivers car-like convenience with its three doors and easy entry and exit. Plus, its overall handling characteristics and six-wheel air suspension deliver smooth and confident driving performance.

Whatever your passion, the NewAire allows you to hit the road and experience the best of life, firsthand.



*Tilt and telescoping
steering wheel*



*colors (left to right):
Mint Leaves, Autumn Wood, Wild Plum*



2002 NewAireClassic

Diesel Pusher

sunsets: vivid



2002 NewAire Classic Diesel Pusher



www.Drive-Life.com

Express Yourself

The NewAire is the perfect RV for every active lifestyle. Choose from Onyx, Wild Plum or Mint Leaves to individualize the interior to suit your unique taste. Surround yourself in the conveniences of home with the NewAire's entertainment package. The living room package includes a 19" color TV with a through-the-dash stereo sound package. An eight-disc CD changer adds hours of listening pleasure. Wherever you travel, get the most out of your playtime and your downtime with the amenities the NewAire offers.




2002 NewAireClassic
 Diesel Pusher sunsets: *vivid*



Inset Photos:

Use the legend at right to find photo number. See descriptions below.

- 1. Lavatory
- 2. Bedroom
- 3. Kitchen

Legend	(main photo)	1
		2
		3

1

The bathroom features a one-piece countertop with molded sink bowl and the added convenience of a pullout lavatory faucet.

2

The bedroom is shown in Mint Leaves decor and features convenient nightstands and a queen-sized bed with a quilted bedspread, pillow shams and accent pillow that come standard.

3

details

The kitchen features a 22" microwave Nova Kool® compressor refrigerator two-burner electric cook top and a pullout kitchen faucet.



www.Drive-Life.com

Declare Your Independence

Biking through the mountains or traveling to your favorite sporting event, you are ready to get the most out of life. The NewAire is the RV to help you do just that. You can travel comfortably with the Flexsteel® six-way motorized captain chairs and their recline and swivel features. You will enjoy the all-electric internal power that the NewAire features and be able to create the interior ambiance you desire with interior courtesy lights. Take a weekend, take a week, take all the time you want — the NewAire is ready when you are. Live it, love it, experience the freedom.




2002 NewAireClassic
 Diesel Pusher sunsets: *vivid*



Inset Photos:

Use the legend at right to find photo number. See descriptions below.

- 1. Dinette
- 2. Living Area (converted to beds)
- 3. Cockpit

Legend

<i>(main photo)</i>	1
	2
	3

1

There's plenty of seating in the NewAire with a built-in dinette and Flexsteel fabric and Ultra Suede® sofa, shown in Mint Leaves decor

2

Lunchtime conveniently turns into naptime when the dinette converts into a bed. The Flexsteel sofa also changes into a bed to provide even more sleeping accommodations

3

details

The Flexsteel fabric Ultra Suede® and leather front seats are equipped with six-way powerergo flex arms and power lumbar to make driving comfortable, while the AM/FM dash stereo with CD player adds to the enjoyment of the trip

Standard Features

2002 NewAire Classic Diesel Pusher



Optional Features

2002 NewAire Classic Diesel Pusher



motorized chassis features

- Standard Newco® Chassis with Cummins® 260 Horsepower Engine and Allison® T2000 Transmission
- Cruise Control
- Four-wheel Independent Air Ride Suspension
- Gas Pressurized Shock Absorbers
- Hydraulic Disc Brakes
- Mono-tubular Mainframe
- Overlapping Wipers with Intermittent Control
- Recessed Fuel Fills, with Cross Over to Fill from Either Side
- Stainless Steel Wheel Simulators
- Tilt Steering Wheel
- Traction Assist System

air conditioning & heating

- 15,000 BTU Penguin® Central Air Conditioner
- Hydronic Zone Heating System

appliances & accessories

- 6-Gallon Electric Water Heater with Engine and Hydronic Assist
- 19" Color TV
- 22" Microwave
- 2-Burner Electric Cook Top
- AM/FM Dash Stereo with CD Player
- Cable TV Connection with RG 6 Coax
- Carbon Monoxide Detector
- Nova Kool I10/I2-Volt Compressor Refrigerator (7.5 cu. ft.)
- Rear View Monitor System
- Satellite Prep, Phone Jack and Recept
- Telephone Connection with Two Phone Jacks
- TV Antenna with Power Booster, One Exterior and Two Interior Jacks

cabinets & furniture

- Flexsteel® Fabric Ultra Suede Front Seats with 6-Way Power, Ergo Flex Arms and Power Lumbar
- Flexsteel® Fabric Jack Knife Sofa
- Built in Dinette
- Drawers with Metal Guides
- Laminate Cabinet Fronts and Doors
- Laminate Countertop in Kitchen with Molded Sink Bowls

electrical features

- Four 6-Volt House Batteries
- Battery Disconnect (for house batteries)
- 110-Volt Exterior Recept on Door Side
- 110-Volt Recepts with Ground Fault Interrupter
- 5-Watt Solar Panel to Charge Chassis Battery
- 50-Amp Electrical Service with Flexible Cord
- 7.0 Power Tech® Diesel Custom Generator
- Daytime Headlight System
- Emergency Engine Start Switch
- ICC Light Flasher Switch
- Interior Courtesy Lights
- Lights in Wardrobes
- Recept for Engine Block Heater
- Trace® 2000-Watt Inverter
- Two 12-Volt Auxiliary Recepts on Dashboard

exterior features

- Exterior Mirrors with Remote Control, Defrost and Convex
- Fully Molded Get-Coated Fiberglass Exterior Body and Roof
- Fully Painted Exterior Graphics with Clear Coat Finish
- Hitch for Towing Car, with Two Extra 14-Gauge Wires for Customer Use at Class-4, 8000# Rating
- Mud Flaps
- Undercoating

interior features

- Day/Night Pleated Window Shades with Valances in Bedroom Area
- Quilted Bedspread with Reverse Sham and Accent Pillow
- Smoke Detector and 10-BC Fire Extinguisher

plumbing/bath features

- Pull Out Lavatory and Shower Faucet
- Demand Water System with Shurflo Pump
- Exterior Faucet in Water Works Compartment
- Fiberglass Molded Bath/Shower with wrap-around shower curtain
- Monitor Panel
- Monoplex® Water Pump Switch (located in bathroom, kitchen and exterior near gate valves)
- Sealand® Vacuflush Toilet System with Status Panel
- Sewage Holding Tank Rinse
- Water Heater Bypass System

construction features

- RII Fiberglass Insulation in Sidewalls and Roof
- Unitized Fiberglass Body with Integrated Aluminum Frame Sidewall and Roof Construction, 16" On Center

windows, awnings & vents

- Double Pane Tinted Safety Glass Windows (except driver and passenger area)
- Power Vent in Kitchen Area
- Automotive Style Driver/Passenger Doors with Power Windows
- One-Piece Tinted Windshield
- Vented Fan with Light in Bathroom with Wall Switches

motorized chassis features

- Newco® Chassis with Cummins® 275 Horsepower Engine and Allison® 2000MH Transmission
- Polished Aluminum Wheels
- Trip-Tek Electronic Travel Information Displayed Onto Rear View Monitor Screen

air conditioning & heating

- 15,000 BTU Penguin® Air Conditioner with Heat Strips in lieu of Standard

appliances & accessories

- 22" Convection Microwave
- CB Radio
- Winegard® Automatic Satellite Dish (without receiver)

exterior features

- Hydraulic Leveling Jacks with Automatic Control
- Two Pull-Out Storage Trays in Exterior Compartments

interior features

- State Seal for AZ, KY, NE, OR, TN, WA


windows, awnings & vents

- Girard Power Side Awning with Wind Sensor and Remote Control



www.Drive-Life.com

Visit www.Drive-Life.com for a complete list of all available options and swatches.



Onyx

Wild Plum

Mint Leaves

1.Sofa 2.Accent 3.Carpet

See dealer swatch samples for truer colors and fabric locations

Specifications: 2002 NewAire Classic Diesel Pusher

model NC 2802	
approx. overall length	28' 11"
body width	96"
approx. overall height	9' 10"
interior width	87"
interior height	76"
grey	42
sewage	15
water	45
LP	0
furnace	45,000
water heater	6

Chassis Specifications: NewAire Classic Diesel Pusher

Model	Engine HP	Axle Ratio	Fuel Cap.	Wheel Base	Front GAWR	Rear GAWR	Tag GAWR	GVWR	GCWR	Approx. UVW	Approx. NCC
2002NCDP2802	260	4.30	70	141.5+T	8,000	8,000	8,000	24,000	28,000	17,500	6,500
NewAire Classic DP Newco Chassis											

*Lengths, heights, widths and dry weights are approximate. Weight will vary based on optional equipment added to the above base weight.

Delivering on Our Promises

The Newmar warranty is as straightforward and honest as our philosophy — build an excellent product and stand behind it all the way. We take pride in the fact that our 36-month or 36,000-mile, bumper-to-bumper limited warranty is the best in the industry. Being the best has many advantages. Not only do our customers go home with confidence and peace of mind, they go home with a warranty that is easy to read and understand, with no hidden fine print or confusing language.

At Newmar, we engineer quality into everything we build and require the same high standards of every component we include in our products. So, when you compare warranties, check the fine print. We think you will find our warranty amazingly simple and surprisingly complete... just the way our customers want it.

Exact quality, simple language, and products you can trust and enjoy. That is the Newmar promise.

*Warranty does not cover tires and batteries.



Newmar Quality: A Way of Life

NEWMAR CORPORATION
355 N DELAWARE ST
PO BOX 30
NAPPANEE IN 46550-0030
219-773-7791 Fax 219-773-2895
www.newmarcorp.com

Don't forget to check out the Newmar Kountry Klub. All you need for eligibility is to be a proud owner of any of the fine Newmar recreational vehicles.

We invite you to visit our state-of-the-art production facility in Nappanee, Indiana. Plant tours are offered at 10:00 a.m. and 1:00 p.m., Monday through Friday.

visit us at:



www.Drive-Life.com

NEWMAR.2002

official Newmar dealer

Some features shown in our literature are optional. Colors and finishes are photographic representations and may appear differently when viewing actual materials. Prices, specifications and floorplans are subject to change at Newmar's discretion without prior written notice or obligation. Please see your dealer for actual samples and specifications.

©2001 Newmar Corporation. Printed in the U.S.A. (6/01)