

1997



Eight

*The Original
Super Light Weight Trailer*



*Designed specifically for today's
sport utility vehicles*



Standard Features & Options



World Class exterior styling gives Aerolite "Eight" unmatched towability and good looks plus tremendous amounts of exterior storage

Popular Options

	APPROX. WT.
• Awning, A&E 8300	50#
• Air conditioning, roof mount, 13,500 BTU	104#
• AM-FM Cassette w/4 speakers	3#
• Stereo prep	2#
• Swivel rocking chair	35#
• Convection microwave oven	3#
• Spare tire & wheel	45#
• TV Antenna w/booster and cable hookup	6#
• Stabilizer jacks	6# ea.
• Roof rack & ladder	15#

EXTERIOR

- Exclusive 5-year structural warranty
- Built-in 30# Bottles w/auto changeover
- 1-piece Durashell roof w/12-year warranty
- Filon® fiberglass exterior skin w/2-year warranty
- 24" Entry door(s) w/radius corners, window & screen door
- Self storing step(s)
- Corrosion free sewer hose compartment
- Locking baggage door(s)
- Radiused corner jalousie windows
- Nose cone storage compartment
- Aerodynamic front profile w/High Impact ABS cap
- High Impact ABS rear lower cap
- Flush mounted rock guard
- 2" kingpin (5th wheels)
- 2" coupler (TTs)
- Locking battery storage compartment
- Power cord storage compartment
- ABS fender skirt w/hidden fasteners

CONSTRUCTION

- Welded aluminum framed, laminated floor
- Laminated, painted aluminum underbelly
- Welded, aluminum framed, laminated walls
- Welded, aluminum framed, laminated roof
- Braced, framed and wired for air conditioner
- Silicone sealed exterior seams

RUNNING GEAR

- German engineered, galvanized steel imported chassis (TTs)
- Independent, rubber ride, torsion suspension system
- Goodyear Marathon radial tires
- White spoked wheels
- 10" Electric brakes - all wheels
- Automotive style rear bumper (galvanized)
- Seamless, polyethylene wheel wells

ELECTRICAL

- 30 amp, 28' power cord w/storage
- Pre-wired for air conditioner
- 120 volt power center
- Outside, 120 volt receptacle
- Patio light w/amber lens
- Ceiling lights w/wall switches
- Locking battery box w/positive ventilation (exterior access)
- 40 amp, whisper quiet power converter w/charger

APPLIANCE/EQUIPMENT

- Dometic refrigerator, flush mount, 2 door
- Magic Chef 3-Burner range w/oven
- CPVC water lines
- Copper gas lines

APPLIANCE/EQUIPMENT (cont.)

- 6 gallon (DSI) water heater
- Designer, fiberglass galley sink
- Euro-style galley faucet
- 30,000 BTU furnace
- Demand water pump
- Air conditioner prep
- Water heater bypass kit
- Power range hood w/light
- Monitor panel

INTERIOR

- Panoramic galley window
- Reversible dinette cushions
- Suede backed designer drape w/tie-backs and sheers
- Mini blind at galley window
- Armstrong no wax vinyl floor
- Partial carpet
- European style overhead cabinet doors with struts
- Adjustable cabinet door hinges w/lifetime warranty
- Overhead cabinets with underneath shelves
- Concealed wiring and plumbing
- Oak, mortise and tenon cabinet doors
- European fasteners
- Ventilated cabinets
- High-pressure, laminated counter tops w/brass trim
- Fabric trimmed dinette and entry door
- 60" x 80" queen bed (5th wheels)
- Bedsread
- Headboard w/fixd double or queen bed
- 14" x 14" roof vents
- High pressure laminated tables w/brass trim (free-standing most models)

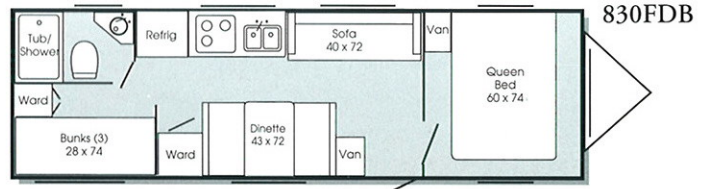
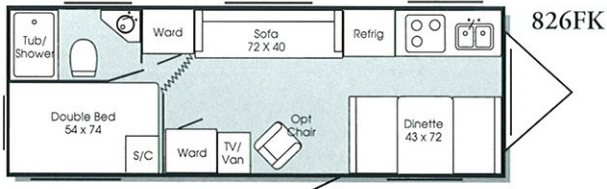
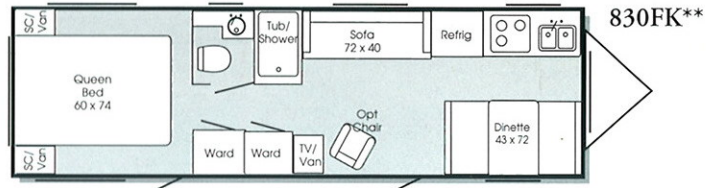
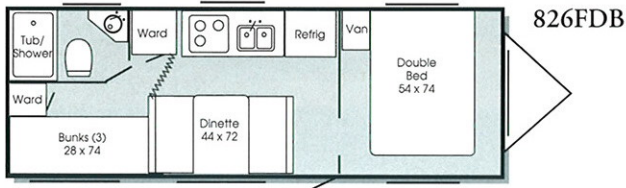
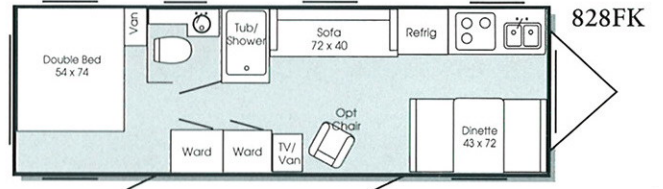
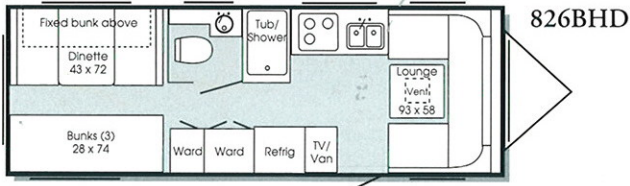
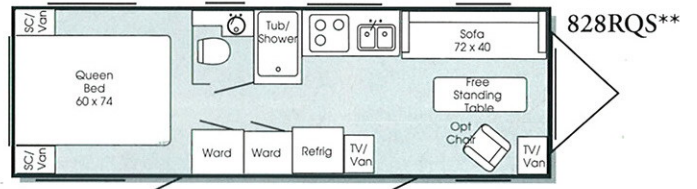
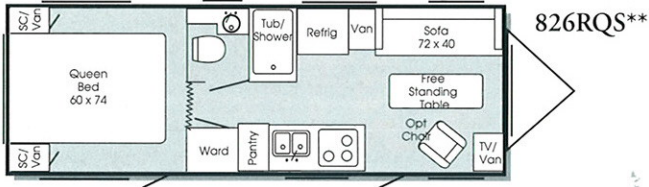
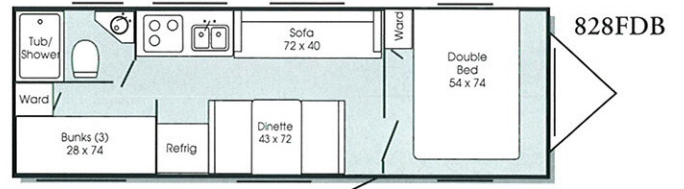
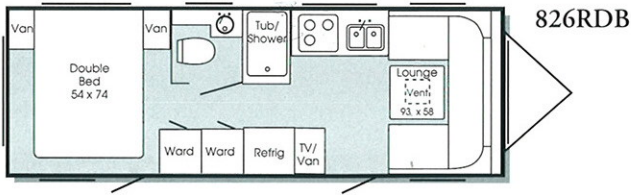
SAFETY

- Flush door latch w/dead bolt lock
- Safety chains (N/A FW)
- Break-away switch
- 120 volt, GFI protected circuit
- Smoke detector
- LP detector
- Fire extinguisher

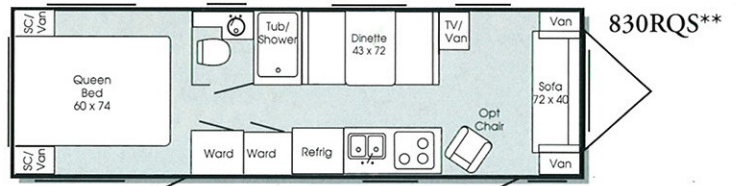
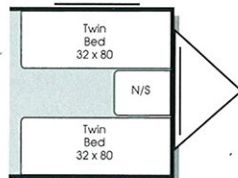
BATH

- ABS 1 piece tub surround
- ABS tub
- Medicine cabinet w/mirror door
- Power roof vent
- Thetford toilet
- Shower curtain w/valance
- Towel bar, toothbrush holder & toilet tissue holder

8' Wide Travel Trailers

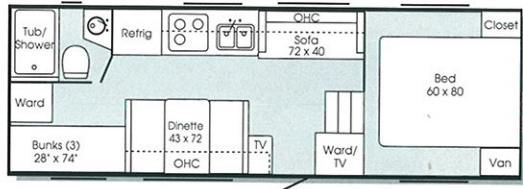


Twin Beds Option
Travel Trailers and
Fifth Wheels

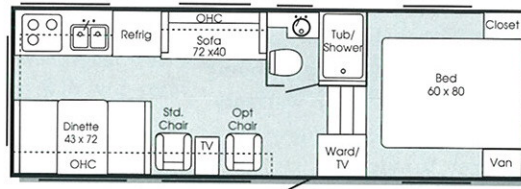


**Twin beds option available

8' Wide Fifth Wheels



8527RBH**



8527RK**

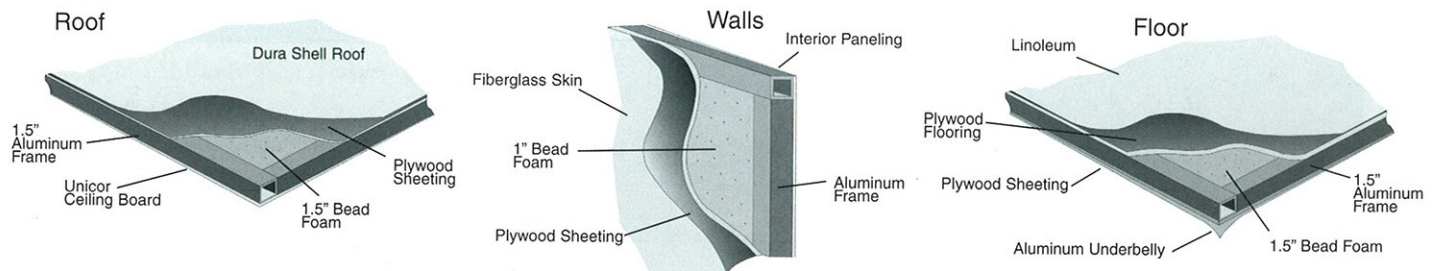
**Twin beds option available

Specifications Travel Trailers & Fifth Wheels

Specifications	826RDB	826BHD	826RQS	826FDB	826FK	828FDB	828FK	828RQS	830FK	830FDB	830RQS	8527RBH	8527RK
Length	26'6"	26'6"	26'6"	26'6"	26'6"	28'6"	28'6"	28'6"	30'6"	30'6"	30'6"	27'3"	27'3"
Exterior Width	8'	8'	8'	8'	8'	8'	8'	8'	8'	8'	8'	8'	8'
Exterior Roof Height	8'3"	8'3"	8'3"	8'3"	8'3"	8'3"	8'3"	8'3"	8'3"	8'3"	8'3"	9'5"	9'5"
GVWR (lbs.)	5000	5000	5000	5000	5000	5500	5500	5500	5500	5500	5500	6400	6400
Total Base Weight, Dry (lbs.)	3610	3690	3750	3610	3630	3770	3870	3750	3950	4010	4010	4695	4680
Load Capacity (lbs.)	1390	1310	1250	1390	1370	1730	1630	1750	1550	1490	1490	1705	1720
Dry Hitch Weight (lbs.)	360	360	410	350	380	340	340	380	420	360	370	990	950
Fresh Water (gal.)	30	30	30	30	30	30	30	30	30	30	3030	30	30
Grey Water (gal.)	30	30	30	30	30	30	30	30	30	30	30	30	30
Black Water (gal.)	30	30	30	30	30	30	30	30	30	30	30	30	30
Tire Size	205	205	205	205	205	205	205	205	205	205	205	205	205
	75R14	75R14	75R14	75R14	75R14	75R14	75R14	75R14	75R14	75R14	75R14	75R14	75R14

Dry weights based on standard features; optional equipment not included. Carrying capacity determined by subtracting total weight from GVWR and includes fluids, options, and cargo. Liquid capacities and weights are approximate only. Due to constant product improvements, Aero Manufacturing, Inc. reserves the right to make changes including but not limited to specifications, equipment and accessories without further notice or obligation.

Construction



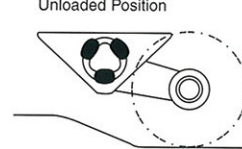

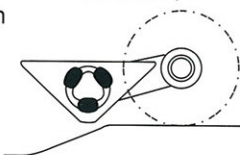
AL-KO KOBER "No-Rust" Galvanized Steel Lightweight Frames



Rubber Suspension Axle

Maximum Bump

Unloaded Position



Check It Out Before You Buy...

Only Aerolite offers all these features as standard:

- Galvanized Steel, High Tech Imported Chassis, 5-Year Warranty (Travel Trailers Only)
- Laminated, Aluminum Framed Construction, 5-Year Warranty
- Fiberglass Exterior Skin, 2-Year Warranty
- Durashell Vinyl Roof, 12-Year Warranty
- Radiused Corner Jalousie Windows
- Panoramic Galley Window
- Nose-Cone LP Bottle Storage
- Nose-Cone Storage Compartment
- Radiused Corner Entry and Storage Doors
- 2-Year Component Warranty
- Super Light Weight
- Spacious, Unobstructed Storage Areas
- Very Low Center of Gravity
- Smooth, Uncluttered Front Profile
- Independent Torsion Suspension System, 5 Year Warranty
- Radial Tires
- Lined Drapes with Valances & Sheers
- Automotive Style Rear Bumper (Galvanized)
- Corrosion Free Painted Aluminum Underbelly

Integrated European-styled cabinetry provides clean uncluttered storage space. While tasteful fabric treatments lend to the quality look and feel of all Aerolite **Eight Series** models.



Aerolite's interiors are designed for quality and comfort. **Eight Series** models come with many standard amenities that help you feel right at home.

Towing Specifications

Listed below are tow ratings that are the highest available for the respective models. Certain optional equipment may be required and other restrictions may apply. Check with your automotive dealer for exact specifications.

VEHICLE	ENGINE	TOW LIMIT (lbs.)	VEHICLE	ENGINE	TOW LIMIT (lbs.)	VEHICLE	ENGINE	TOW LIMIT (lbs.)
ACURA SLX	3.2 V-6	5000	FORD Aerostar Ext. Wagon (2WD)	3.0 V-6	4000	LINCOLN All	4.6 V-8	2000
AM GENERAL Hummer (2-passenger)	Gas	8760	Aerostar Ext. Wagon (2WD)	4.0 V-6	4400	MAZDA B2300 (2WD)	2.3 I-4	2300
Hummer (2-passenger)	Diesel	8650	Aerostar Ext. Wagon (AWD)	4.0 V-6	4200	B4000 (2WD)	4.0 V-6	5900
Hummer (2-passenger)	Turbodiesel	8580	Aerostar Wagon (2WD)	3.0 V-6	3600	B4000 (4WD)	4.0 V-6	5600
BUICK Regal	3.8 V-6	2000	Club Wagon	4.2 V-6	4700	MPV (2WD)	3.0 V-6	4300
CADILLAC DeVille/All	4.6 V-8	3000	Club Wagon Reg.	4.6 V-8	6100	MPV (AWD)	3.0 V-6	4000
CHEVROLET/GMC Astro/Safari (AWD)	4.3 V-6	5000	Crown Victoria	5.4 V-8	7000	MERCURY Cougar XR7	All	2000
Astro/Safari (RWD)	4.3 V-6	5500	Expedition (2WD)	4.6 V-8	5900	Grand Marquis	4.6 V-8	2000
Blazer/Jimmy (2WD)	4.3 V-6	5500	Expedition (4WD)	4.6 V-8	6100	Mountaineer	5.0 V-8	6700
Express/Savana/G1500	4.3 V-6	4500	Expedition (AWD)	5.4 V-8	7900	Villager	3.0 V-6	3500
Express/Savana/G1500	5.0 V-8	5000	Explorer 2Dr (2WD)	SOHC 4.0 V-6	5000	MITSUBISHI Montero	All	5000
Express/Savana/G1500	5.7 V-8	6000	Explorer 2Dr (4WD)	SOHC 4.0 V-6	4800	Montero Sport	3.0 V-6	3000
Express/Savana/G2500	4.3 V-6	5000	Explorer 4Dr (2WD)	SOHC 4.0 V-6	5800	NISSAN Pathfinder	3.3 V-6	5000
Express/Savana/G2500	5.0 V-8	5000	Explorer 4Dr (4WD)	SOHC 4.0 V-6	5600	Pickup (All)	2.4 I-4	3500
Express/Savana/G2500/3500	5.7 V-8	7000	Explorer 4Dr (2WD)	5.0 V-8	6700	Quest	3.0 V-6	3500
K1500 Reg/Ext Cab. (4WD)	4.3 V-8	5000	F-150 Reg. Cab. (2WD)	4.2 V-6	5800	OLDSMOBILE Bravada	4.3 V-6	5000
S-Series/Sonoma	4.3 V-6	5500	F-150 Reg. Cab. (2WD)	4.6 V-8	7200	Silhouette	3.4 V-6	3500
Venture	3.4 V-6	3500	Ranger Reg. Cab. (2WD)	2.3 I-4	2300	PLYMOUTH Voyager (FWD)	2.4 I-4	2000
CHRYSLER Concord, LHS	All	2000	Ranger Reg. Cab. (2WD)	3.0 V-6	4000	Voyager (FWD)	3.3 V-6	3500
Cirrus, Sebring Convertible	2.5 V-6	2000	Ranger Reg. Cab. (2WD)	4.0 V-6	6000	PONTIAC Tran Sport	3.4 V-6	3500
Town & Country	3.3, 3.8 V-6	3500	HONDA Passport	3.2 V-6	4500	SAAB All	All	2000
DODGE Caravan	2.4 I-4	2000	INFINITI QX4	3.3 V-6	5000 (Prelim.)	SUBARU Legacy Outback	2.5 I-4	2000
Caravan	3.3, 3.8 V-6	3500	ISUZU Hombre/Rodeo	2.2, 2.6 I-4	2000	TOYOTA 4 Runner	2.7 I-4	3500
Dakota (2WD) Reg. Cab.	2.5 I-4	2300	Rodeo	3.2 V-6	4500	4 Runner	3.4 V-6	5000
Dakota (2WD) Reg. Cab.	3.9 V-6	5500	Trooper	3.2 V-6	5000	Camry/Avalon	All	2000
Dakota (2WD) Reg. Cab.	5.2 V-8	6700	Hombre	4.3 V-6	5500 (Prelim.)	Land Cruiser	4.5 I-6	5000
Dakota (2WD) Club Cab.	3.9 V-6	5200	JAGUAR All models	All	3307	Previa	2.4 I-4	3500
Dakota (2WD) Club Cab.	5.2 V-8	6400	JEEP Cherokee	2.5 I-4	2000	Tacoma	All I-4	3500
Dakota (4WD) Reg. Cab.	3.9 V-6	5200	Cherokee/Grand Cherokee	4.0 I-6	5000	Tacoma	3.4 V-6	5000
Dakota (4WD) Reg. Cab.	5.2 V-8	6500	Grand Cherokee TSI	5.2 V-8	6700	T100 (2WD) Std. Cab	2.7 I-4	4000
Dakota (4WD) Club Cab.	3.9 V-6	5000	Grand Cherokee Limited	5.9 V-8	6700	T100 (2WD) All Cab	3.4 V-6	5200
Dakota (4WD) Club Cab.	5.2 V-8	6200	KIA Sportage	2.0 I-4	2000	VOLKSWAGON Eurovan	All	4400
Intrepid	All	2000	LAND ROVER Defender 90	All	3500	VOLVO All	All	3300
Ram (2WD) 1500 All Cab.	3.9 V-6	3600	Discovery	All	5500			
Ram (2WD) 1500 All Cab.	5.2, 5.9 V-8	8100	Range Rover	All	6500			
Ram Wagon B1500	3.9 V-6	4800	LEXUS LS/ES models	All	2000			
Ram Wagon B2500	3.9 V-6	4800	LX450	4.5 I-6	5000			
EAGLE Vision	All V-6	2000						

GENERAL WARRANTY INFORMATION

- Durashell Roof 12 yrs.*
 - Fiberglass Skin 2 yrs.*
 - AL-KO Chassis 5 yrs.*
 - Structural 5 yrs.*
 - Independent Suspension System 5 yrs.*
 - Components 2 yrs.*
 - General Camper Coverage 1 yr.*
- (Except Tires & Appliances)

*Refer to specific written warranty statement

Your Local Dealer



This brochure is printed on recycled paper as part of Thor's corporate effort to minimize waste and conserve our natural resources. Providing safe, fuel efficient recreational vehicles is Thor's way of further demonstrating our role as the industry leader in safe-guarding our nation's environment.



AERO MANUFACTURING, INC.

925 W. Brooklyn Street
Syracuse, IN 46567