

LIVE•LAUGH•CAMP!

SALEM

# Villa SERIES



LIVE. LAUGH.  
CAMP!

SALEM  
Villa SERIES



SALEM  
**VILLA**  
Classic



402QBQ- Mocha decor (optional TV)



402QBQ- Optional exterior kitchen



402QBQ- Bunk room



402QBQ- Bedroom



# Salem Villa Classic

*HOME AWAY FROM HOME*—An inviting camper for your family's long term stays. The 402QBQ (pictured above) is designed with a private bunk room, 84" interior heights with 6'2" slide outs, and a deluxe outside kitchen (optional).

*FAMILY ROOM*—An inviting camper for your family's long term stays. The 402QBQ (pictured above) is designed with a private bunk room, an 84" interior height with 6'2" slide outs, and a deluxe outside kitchen (optional).



# 400FLT

*COMFORTABLE AND FUNCTIONAL*—Salem Villa Series welcomes you with an inviting fireplace setting (some models), residential stain resistant carpet, and upgraded furniture!

*ALWAYS REFRESHING*—The spacious bathrooms with a glass shower door (most models) and skylight over the tub (optional) allow for the relaxing shower you desire after a day of adventure!



400FLT- Bathroom



400FLT- Mink decor (optional TV)



SALEM

# VILLA

Estate



394FKDS- La-Z-Boy Chocolate decor



## Salem Villa Estate

*ENJOY THE VIEW*— Enjoy the scenery at your favorite destination with our deluxe window package (Villa Estate and Grand Villa). The large windows provided throughout are tinted for added privacy!

*ENTERTAINING LIVING SPACE*— With a spacious kitchen and living area, the 394FKDS (pictured above) provides your family with an inviting setting!



# 394FKDS

*THE GREAT ESCAPE*— Get the night's sleep you dream of on our Serta Dreamscape mattress with comfort flex bed frame!

*STAY A WHILE*— Pack for extended stays with the abundant wardrobe and drawer space provided in the Villa Series bedrooms!



394FKDS- Bedroom



*Grand Villa*



408REDS- La-Z-Boy Suede decor (optional TV)



## **Salem Grand Villa**

*RELAXING*—The 408REDS (shown above) displays our La-Z-Boy Suede sofa with optional La-Z-Boy recliners. The La-Z-Boy furniture options provided in our Salem Villa Series brings residential and quality furniture right to your camper!

*UPGRADES*—The Salem Grand Villa upgrades your camper with 8' interior heights, cathedral slide outs with skylights in main slide room, and three ceiling fans throughout the coach.



# 408REDS

**YEARS OF MEMORIES** is the expectation in the Salem Villa Series. Salem values the meaning of **FAMILY ROOM**, which is why we offer **FUNCTIONAL FLOORPLANS** to meet your needs. The well thought designs of our Villa Series floorplans allows for you and **YOUR FAMILY** to **STAY A WHILE!** We build our campers with **THE THINGS THAT MATTER** to make your stay **MORE ENJOYABLE!**



408REDS- Kitchen



408REDS- Bedroom





402QBQ- Mocha decor

# Villa Interior Features

- A. Overhead Cabinet 14" Deep for Large Plates
- B. Patio Door with Screen
- C. 84" Interior Height (96" Grand Villa)
- D. (4) Cube Speaker Sound System
- E. High Definition Self Edge Countertops
- F. Residential Refrigerator w/ Ice Maker
- G. Decorative Overhead Dining Light
- H. Solid Woodframe Mortise and Tenon Doors
- I. High Rise Faucet and 60/40 Sink
- J. U-Dinette (Bunk Models)
- K. Residential Size Microwave (not shown)
- L. 3-Burner Range with Oven and Vent Hood
- M. Pleated Night Shades
- N. Beauflor® Linoleum (7 Year Limited Wear and Cold Crack Warranty)
- O. Residential Style Carpet
- P. 26" LCD TV (Optional)
- Q. Full Extension Ball Bearing Drawer Guides



# CONSTRUCTION STANDARDS



Rest assured your coach is built with pride and integrity by our team of qualified craftsmen.



- A. Radius Triple Entry Steps
- B. 102 in. Exterior Width for Increased Living Space (96" Villa Classic)
- C. Tinted Windows
- D. Hitch Light
- E. Standard Patio Door
- F. 15" Radial Tires (16" with Optional Fiberglass Exterior)

- G. 12" I-Beam Powder-Coated Frame with Cambered Chassis
- H. 5/8" Tongue & Groove Plywood Flooring
- I. Residential Carpet w/ Padding
- J. Fender Skirt
- K. 2" Wall Studs 16" on Center
- L. 2" X 3" Floor Joists 12" on Center
- M. 15K BTU Ducted High Output A/C (13.5K on Classic)

- N. One Piece, Seamless Roof (12 yr. Warranty)
- O. 3/8" Roof Decking (Full Walk-On Roof)
- P. R-7 Fiberglass insulation Throughout
- Q. Dual LP Bottle cover w Easy Access
- R. 5" Truss Roof Rafters (16" On Center)
- S. Flood Light (Villa Estate, Grand Villa Only)
- T. .024 Aluminum Siding (Fiberglass Opt.)
- U. 84" Interior Height Villa Classic/Estate, 96" in Grand Villa




# VILLA CLASSIC, VILLA ESTATE and GRAND VILLA FEATURES



A.



B.



C.



D.




E.



F.



G.



H.



I.



J.



K.



L.

A. Beauflor™ Linoleum Flooring

B. Full Extension Ball Bearing Drawer Guides

C. Weather Proof Exterior Speakers

D. Cloth Night Shades

E. Satellite/Cable Hook-up

F. Patio Door with Amber Safety Light

G. 5/8" Tongue in Groove Floor Decking

H. Self Edged Countertops

I. Single Lever Pull-Out Sprayer Faucet

J. Triple Radius Entry Steps

K. Residential 18 Cu. Ft. Refrigerator with Ice Maker

L. Foot Flush Toilet



# VILLA ESTATE and GRAND VILLA FEATURES



M.



N.



O.



P.



Q.



R.



S.



T.



U.



V.



W.



X.

M. Whole Unit Water Filtration System

N. Serta® Dreamscape Mattress

O. Free Standing Dinette

P. Fantastic™ Fan

Q. Comfort Flex Bed Frame

R. Black Framed Tinted Windows with Safety Glass

S. Free Standing Range with 20" X 20" Oven Door

T. 20 Gallon Electric Water Heater

U. Frost Resistant Water Spigot

## GRAND VILLA UPGRADES

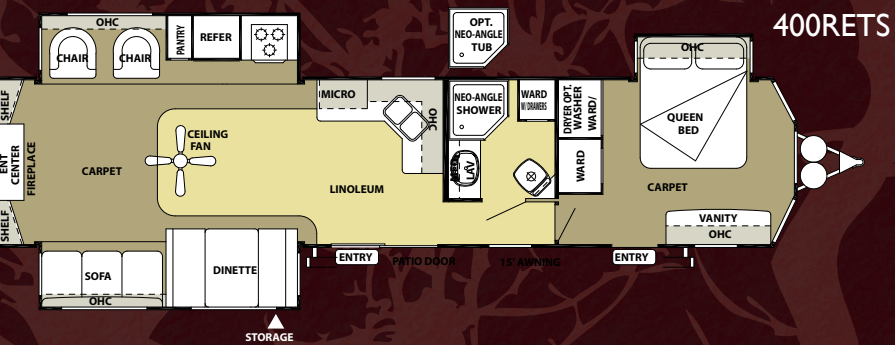
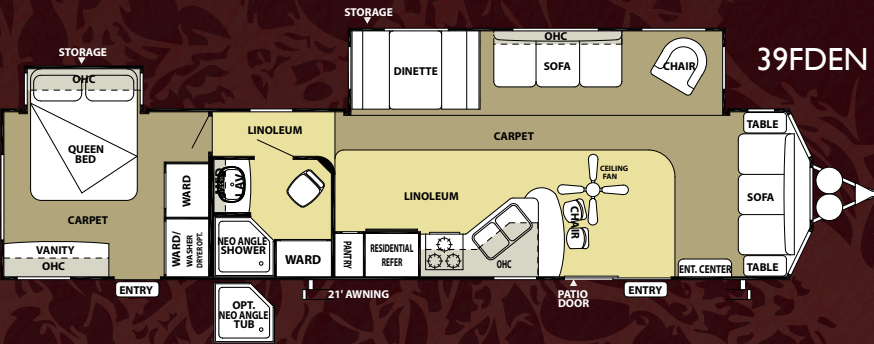
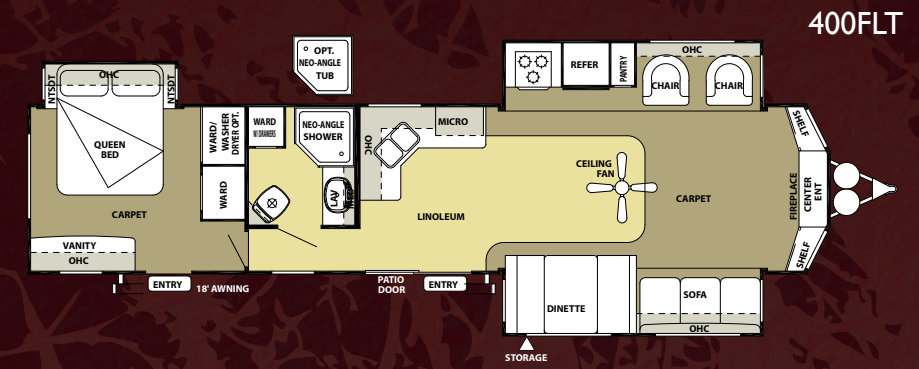
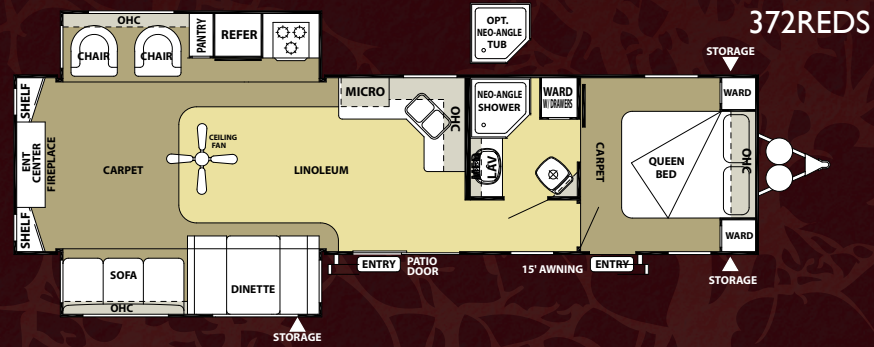
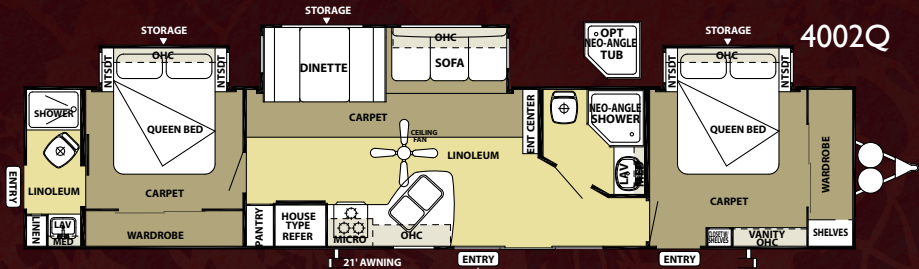
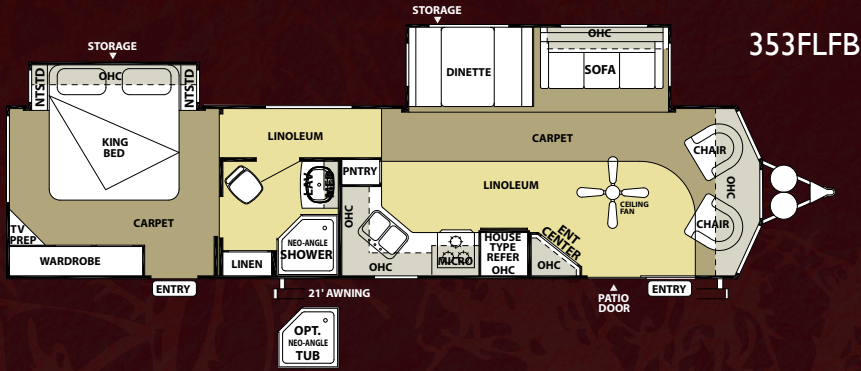
V. 3 Standard Ceiling Fans

W. Cathedral Style Slide Outs

X. Electric Fireplace



# VILLA CLASSIC FLOORPLANS

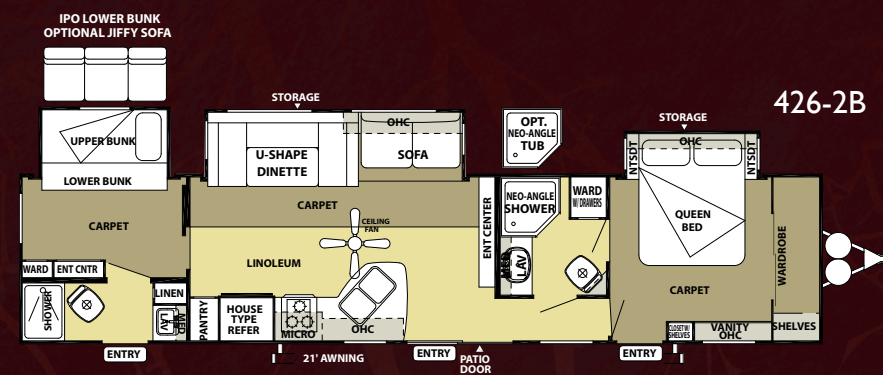
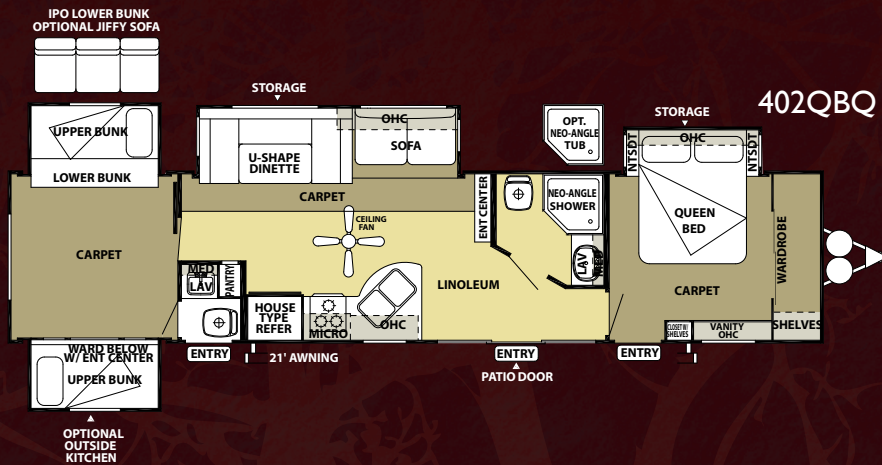


## SPECIFICATIONS

| MODEL                   | 353FLFB | 372REDS | 39FDEN | 400RETS | 4002Q  | 400FLT | 402QBQ | 426-2B |
|-------------------------|---------|---------|--------|---------|--------|--------|--------|--------|
| Hitch Weight (lb)       | 1290    | 1005    | 1362   | 1375    | 1260   | 1705   | 1075   | 1365   |
| Axle Weight             | 7330    | 8035    | 8363   | 8685    | 8980   | 8185   | 9510   | 8810   |
| Dry Ship Weight         | 8620    | 9040    | 9725   | 10060   | 10,240 | 9890   | 10585  | 10175  |
| CCC (Cargo Capacity)    | 2770    | 2066    | 1737   | 1415    | 1121   | 1916   | 2431   | 1290   |
| Ext Length              | 38'6"   | 38' 7"  | 40'10" | 40' 9"  | 43' 5" | 40' 9" | 40' 8" | 40' 5" |
| Ext. Height             | 12' 3"  | 12' 3"  | 12' 3" | 12' 3"  | 12' 3" | 12' 3" | 12' 3" | 12' 3" |
| Int Height (inches)     | 84"     | 84"     | 84"    | 84"     | 84"    | 84"    | 84"    | 84"    |
| Fresh Water Cap (gal)*  | 39      | 39      | 39     | 42      | 39     | 39     | 39     | 39     |
| Black Water Cap (gal)   | 30      | 30      | 30     | 43      | 75     | 43     | 70     | 71     |
| Grey Water Cap (gal)    | 40      | 40      | 40     | 43      | 75     | 43     | 80     | 71     |
| Tire Size (in)          | 15"     | 15"     | 15"    | 15"     | 15"    | 15"    | 16"    | 15"    |
| Manual Awning Size (ft) | 21'     | 15'     | 21'    | 21'     | 21'    | 18'    | 21'    | 21'    |

\*Includes hot water heater





## VILLA CLASSIC STANDARDS AND OPTIONS

### COMFORT AND CONVENIENCE

- 84" interior height
- Black framed tinted safety glass windows
- Powered self supporting slide rooms
- Pleated night shades
- Triple sealed slide outs
- Water heater by-pass
- 16-gallon per hour quick recovery G/E DSI water heater
- Ducted Dometic® 13,500 BTU central air conditioner w/ quick cool feature
- In-floor ducted heat with 35K BTU furnace
- Stain resistant carpet with padding
- Flush-floor slide rooms
- Systems monitor panel
- 6' 2" tall slide rooms
- Ultra lube axles
- Solid wood drawer fronts with ball bearing drawer glides
- 2 outside speakers
- Ceramic tile pattern Beauflor™ linoleum w/ 7 yr. limited warranty.

### KITCHEN

- Extra large overhead cabinets
- Raised panel overhead cabinet doors
- 18.5 cu. ft. residential refrigerator with ice maker
- 12-volt power range hood with light
- Microwave with carousel
- Acrylic 60/40 residential style kitchen sink

- Built in knife holder behind stove
- 3 burner Piezo ignition range oven
- Pull out sprayer faucet at kitchen sink
- Kitchen waste basket
- Pantry with shelves (most models)

### LIVING ROOM

- Swivel rocker chair (per floorplan)
- Jensen™ DVD/CD/AM/FM stereo w/ mp3 hook-up
- Cathedral ceiling with ceiling fan
- Surround sound with TV hook-up
- Digital TV antenna w/ booster
- Cable and satellite ready
- Extra large picture window at dinette
- Extra large dinette for more comfortable dining and sleeping
- Decorative lights in slide-out

### BEDROOM

- Serta Bradley Mattress
- Fitted bedspreads and headboard
- Lift-up beds with gas struts
- Cable TV hook-up
- Solid privacy doors

### BATHROOM

- Built-in wood medicine cabinet and mirror
- Ceiling light with convenient wall switch
- Foot flush toilet(s)
- ABS tub or shower with one-piece surround

### EXTERIOR

- Two (2) Exterior speakers
- Smooth fiberglass radius baggage doors with thumb pulls and holdbacks
- Cold crack and mildew resistant vinyl patio awning
- Diamond plate rock guard
- Patio door with screen
- Steel framed 30" smooth fiberglass radius entry door
- 15" radial tires
- Swing arm entry assist handle
- 2-30 lb. LP tanks with automatic change over
- EZ access LP tank cover
- City water fill

### CONSTRUCTION

- 10" Extruded I-beam frame
- Cambered chassis
- Fresh water tank
- 2" x 3" floor joists 12" on center
- 5/8" 5-ply tongue and groove plywood floor decking
- 2" wall studs maximum 16" on center
- 5" bowed truss roof rafters
- 3/8" walk-on roof decking
- Seamless, one-piece roof w/ 12 year warranty
- R-7 insulation

### SECURITY AND SAFETY

- Smoke detector
- Fire extinguisher
- Carbon monoxide detector
- LP gas leak detector
- Amber porch light with interior switch
- Screen door with safety latch
- GFI receptacles and covered patio outlet
- Welded heavy duty safety chains
- Hitch light
- Lockable fiberglass radius baggage doors
- ANSI 119.5
- Certified to meet all National Highway Traffic Safety Administration Specifications

### POPULAR OPTIONS

- Gel coat fiberglass exterior
- 10-gallon gas/electric DSI water heater
- Skylight over tub
- Air hide-a-bed sofa
- Outside kitchen (402QBQ only)
- Free standing dinette with 4 chairs
- Outside shower



# VILLA ESTATE AND GRAND VILLA STANDARDS AND OPTIONS

## COMFORT AND CONVENIENCE

- 102" exterior width for increased living space
- 84" interior height Villa Estate, 96" Grand Villa
- Ceramic tile pattern Beauflor™ linoleum with 7 yr. limited warranty
- Frost proof garden hose spigot (off door side)
- Black framed tinted glass windows
- WaterPur™ whole house water filtration system
- Water heater by-pass
- Wired and braced for second A/C
- Pleated night shades
- 20-gallon electric water heater
- Ducted Dometic® 15,000 BTU central air conditioner w/ quick cool feature
- In-floor ducted heat w/ 40K BTU furnace
- Shaw stain resistant carpet w/ padding
- Flush-floor hydraulic slide rooms w/ manual override
- Systems monitor panel
- 50 amp electrical service and 65 amp 12 volt converter
- Solid hardwood drawer fronts

## KITCHEN

- Free standing dinette with 4 chairs
- Deluxe window package at dinette
- Extra large raised panel overhead cabinets
- Full extension ball bearing drawer guides
- 20" freestanding 4 burner gas range w/ oven (black)
- 18.5 cu. ft. residential electric refrigerator w/ icemaker (black)
- Microwave with carousel and range hood (black)
- Hidden storage beneath dinette seat cushions
- Undermount stonecast 60/40 residential style sink
- Pull out sprayer faucet
- Pantry with shelves
- Self edge countertops throughout

## LIVING ROOM

- Swivel rocker chair(s) (per floorplan)
- Surround sound TV hook-up
- Jensen™ DVD/CD/AM/FM stereo w/ mp3 hook-up
- 4 cube speakers and sub woofer
- Digital TV antenna w/ booster
- Cable and satellite door side hookup
- Glass sliding patio door w/ vertical blinds and screen door
- Ceiling fan with wall switch

## BEDROOM

- Serta® "Dreamscape" mattress
- Bedspread and headboard
- Bedroom roof vent
- Ceiling fan with wall switch
- Comfort Flex (box spring) bed frame
- Under bed storage
- Cable TV hook-up
- Shaw Stain resistant carpet w/ padding
- Solid privacy doors

## BATHROOM

- Neo-Angle shower with glass door
- Built-in wood medicine cabinet and mirror
- Ceiling light w/ convenient wall switch
- Full extension ball bearing drawer guides
- Foot flush toilet(s)
- ABS shower w/ one-piece surround
- 12" 10-blade Fantastic Bath Fan™
- Toothbrush holder and towel ring

## EXTERIOR

- Smooth fiberglass radius baggage doors
- Cold crack and mildew resistant vinyl awning
- 15" radial tires (per floorplan)
- 30 lb. double LP tanks w/ automatic change over
- EZ access LP tank cover
- City water fill w/ brass valve
- Swing out entry assist handle
- Two (2) Exterior speakers

## CONSTRUCTION

- 12" forged I-beam frame
- Cambered chassis
- Seamless holding tanks
- Color coded water lines
- 2" x 3" floor joists 12" on center
- 5/8" 5-ply tongue and groove plywood floor decking
- 2" wall studs maximum 16" on center
- 5" bowed truss roof rafters
- 3/8" walk-on roof decking
- One-piece, seamless roof w/ 12 year warranty
- Triple sealed slide outs
- R-7 insulation throughout (floors, walls, ceilings, and slide-outs)

## SECURITY AND SAFETY

- Smoke detector
- Fire extinguisher
- Carbon monoxide detector
- LP gas leak detector
- Door latch w/ integral dead bolt lock
- Lighted main entry step w/ interior switch
- Amber porch light w/ interior switch
- Main entry doorside flood light
- GFI receptacles and covered patio outlet
- Welded heavy duty safety chains
- Hitch light
- Lockable fiberglass radius baggage doors
- ANSI 119.5
- Certified to meet all National Highway Traffic Safety Administration Specifications

## POPULAR OPTIONS

- Gelcoat fiberglass exterior
- Skylight over tub
- Garden tub with glass door (per floorplan)
- La-Z-Boy® living room furniture (a Forest River exclusive)
- Air hide-a-bed sofa
- Detachable hitch
- Outside shower
- 10-gallon gas/electric DSI water heater (IPO 20 gal electric)

## GRAND VILLA UPGRADES OVER VILLA ESTATE

- 96" (8') interior height
- Cathedral slide (main slide room)
- Knife holder and spice rack behind oven
- Under mount bathroom sink
- Fluorescent lighting in kitchen
- 3 ceiling paddle fans w/ light kits (110v)
- 110v lighting in coach area ceiling
- Skylights in main slide above dinette w/ shades
- Window above main patio door
- Stone facade around fireplace
- Residential porch light
- Air hide-a-bed in main slide
- Lighting in kitchen soffit
- Residential master bed comforter
- Decorative pillows
- Washer/Dryer prep (standard 408FLFB, optional 408REDS)

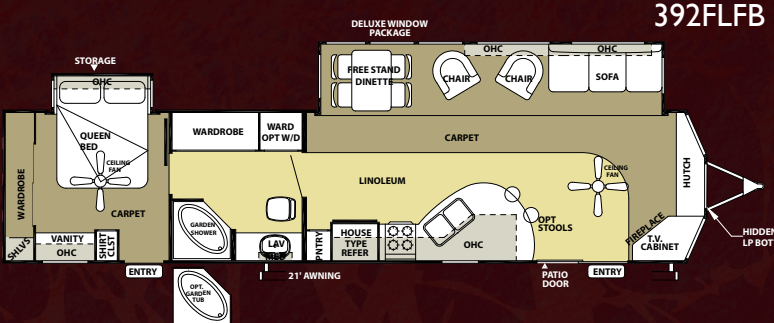
## OPTIONAL EQUIPMENT

- La-Z-Boy recliners
- La-Z-Boy sofa w/hide-a-bed (Must choose Suede or Chocolate decor)
- Detachable hitch
- Gel coat exterior upgrade

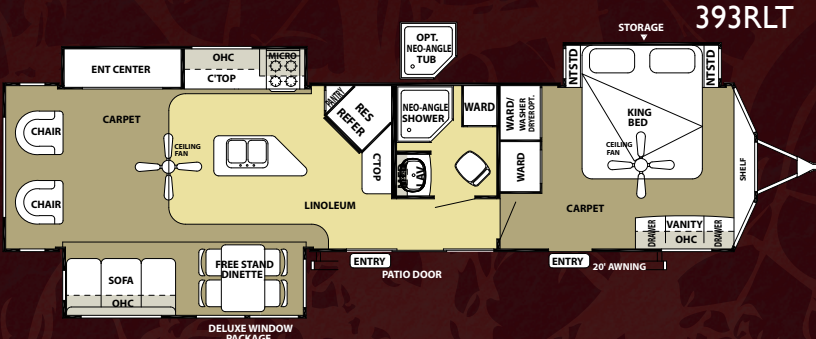




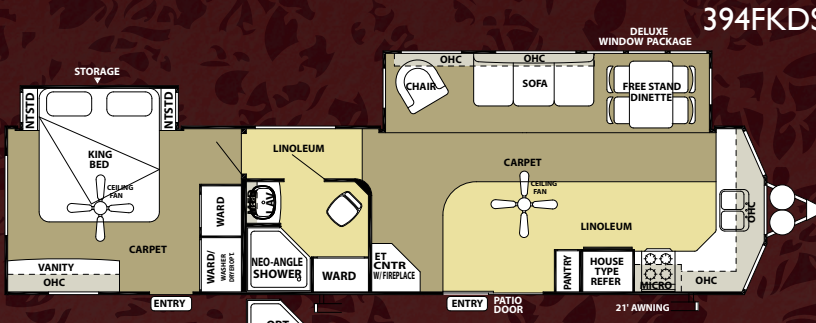
# VILLA ESTATE FLOORPLANS



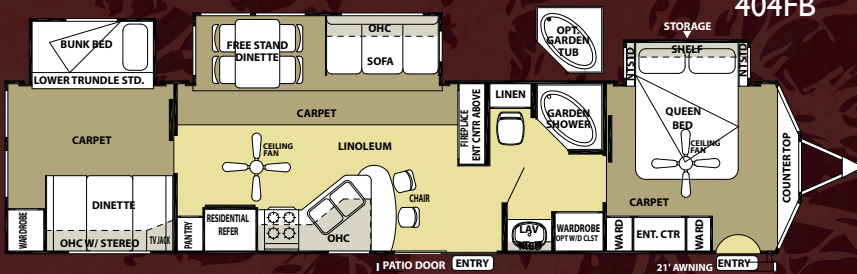
392FLFB



393RLT

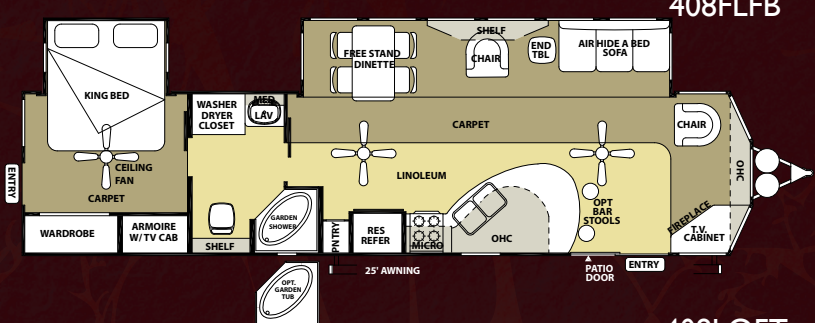


394FKDS

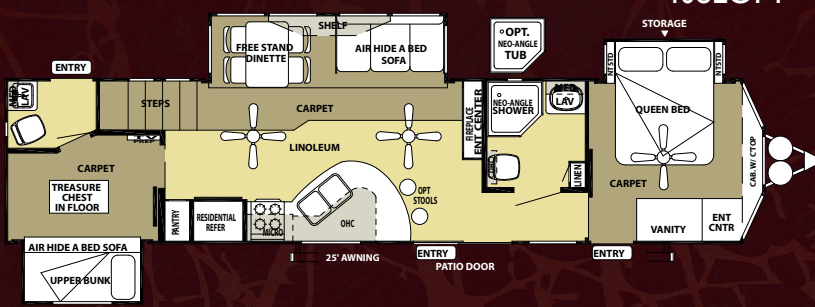


404FB

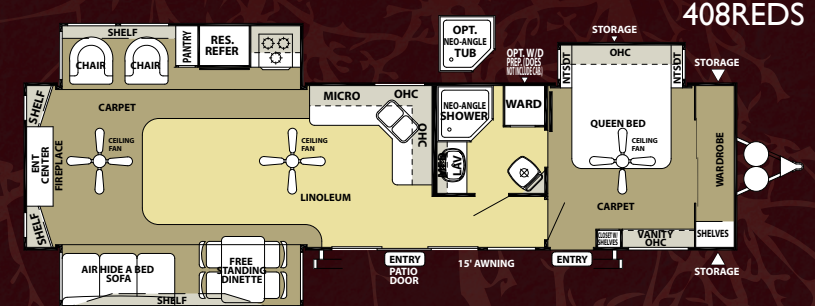
# GRAND VILLA FLOORPLANS



408FLFB



408LOFT



408REDS

## SPECIFICATIONS

| MODEL                   | 392FLFB | 393RLT | 394FKDS | 404FB  | 408FLFB | 408LOFT | 408REDS |
|-------------------------|---------|--------|---------|--------|---------|---------|---------|
| Hitch Weight (lb)       | 1500    | 1492   | 1555    | 1385   | 1790    | 1515    | 1295    |
| Axle Weight             | 8700    | 9168   | 8520    | 9315   | 9405    | 10685   | 9990    |
| Dry Ship Weight         | 10200   | 10660  | 10075   | 10700  | 11195   | 12200   | 11285   |
| CCC (Cargo Capacity)    | 1400    | 2773   | 1581    | 2626   | 2536    | 1255    | 1950    |
| Ext Length              | 42'     | 40'5"  | 40'10"  | 41'11" | 40'5"   | 41'6"   | 39'9"   |
| Ext Height              | 10' 9"  | 10'9"  | 11'9"   | 10'9"  | 10'9"   | 10'9"   | 10'9"   |
| Int Height (inches)     | 84"     | 84"    | 84"     | 84"    | 96"     | 96"     | 96"     |
| Fresh Water Cap (gal)*  | 39      | 39     | 39      | 39     | 39      | 39      | 39      |
| Black Water Cap (gal)   | 42      | 40     | 30      | 30     | 40      | 60      | 40      |
| Grey Water Cap (gal)    | 43      | 80     | 80      | 80     | 40      | 80      | 40      |
| Tire Size (in)          | 15"     | 16"    | 15"     | 16"    | 16"     | 16"     | 16"     |
| Manual Awning Size (ft) | 21'     | 20'    | 21'     | 21'    | 25'     | 25'     | 20'     |


\*Includes hot water heater



## Decor Options Chocolate



## Mink



## Mocha



## Suede



### PRE-DELIVERY INSPECTION FACILITY

20,000 square feet of quality assurance. The bare essentials for a premium product. This state-of-the-art facility gives immediate daily feedback to production for quality assurance in every unit built.



**Forest River, Inc. encourages our customers to purchase their Forest River products from a local dealership whenever possible for the following reasons:**

- 1) Forest River, Inc. dealers are independently owned and operated businesses so priority service and scheduling is at their discretion and is often provided to customers that purchased their unit at that dealership.
- 2) Purchasing locally allows customers to establish meaningful relationships with a dealer, enhancing the RV experience through assistance with product questions, user tips or RV regulations for your state or country, and much more!
- 3) Canadian customers must meet requirements to bring an RV purchased out of the country to their home. These requirements may involve additional inspections and certifications, taxes and fees. Your local Canadian Dealer is a professional at meeting these requirements.
- 4) Scheduling timely warranty repairs and adjustments through a local dealership provides far greater flexibility and convenience to you, the customer!

It is the goal of Forest River, Inc. that all of our RV owners fully enjoy the RV experience and that customer satisfaction meets or exceeds their expectations!

### 24/7 EMERGENCY ROADSIDE ASSISTANCE

For a worry-free ownership experience Forest River includes one

## Coach-Net®

RV Technical & Roadside Assistance

year of Coach-Net RV Technical & Roadside Assistance with each RV purchase. Whether new to the RV lifestyle or an experienced RV enthusiast, Forest River owners have 24/7 access to technical, operational and emergency road service coverage throughout the US & Canada. Coach-Net's fast, dependable service is just a phone call away.

SALEM

# Villa SERIES



#### Learn More

Scan this barcode using a QR Reader on your smart phone to learn more about Forest River.



A Berkshire Hathaway company.

Forest River, Inc.  
55470 C.R. 1  
Elkhart, IN 46515  
(574) 389-4600  
[www.forestriverinc.com/villa](http://www.forestriverinc.com/villa)  
[www.forestriveraccessories.com](http://www.forestriveraccessories.com)

**FREE MEMBERSHIP**  
to Forest River Owners' Group

[www.forestriverfrog.com](http://www.forestriverfrog.com)



All specifications contained herein are based on the latest product information at time of printing. Forest River reserves the right to make changes in colors, materials, equipment and specifications at any time without notice and assumes no responsibility for any errors in this brochure. The pictures in this brochure may show props and optional equipment. PLD918

© 2013- Salem - a division of Forest River Inc.  
A Berkshire Hathaway company