

AMBASSADOR®  
2011



HOLIDAY RAMBLER®

*This is Living®*



*Ambassador®*





### A TRUE AMBASSADOR FOR THE RV LIFESTYLE

Meet the 2011 Ambassador, a vertically-integrated state-of-art luxury motorhome built from the ground up with engine, chassis and body manufactured by one company. With the Roadmaster RR8R chassis, new full-body paint and graphics, and the power of a MaxxForce® 10 engine, standard on all floorplans, the Ambassador has taken another big step up. The Ambassador's interior has kicked it up a notch, too, with solid hardwood cabinetry and ceramic tile standard throughout the living area, kitchen and bath. And behind the wheel, you'll find a wide range of safety-minded features, from the rear vision system to the optional GPS navigation. (Pictured: 40PBT/Stardust II/Newport Cherry Glaze)







## YOUR KITCHEN. YOUR STYLE.

Style and practicality define Ambassador's versatile galley area. You'll maximize your dining experience with solid surface countertops with mosaic tile backsplashes, an optional residential refrigerator and handy flip-up countertop extension. For added comfort, enjoy the roominess of a legless, side-slide dinette table or an optional leather sectional booth ensemble. (Pictured: 40PBT/Stardust II/Newport Cherry Glaze)







### BEDTIME RITUALS

A queen bed rules Ambassador's luxurious bedroom, with an optional king bed available on all floorplans and optional bunk beds available on the 40PBT (Pictured at right). The bedroom also features beautiful raised panel hardwood cabinetry throughout, plush carpet, day/night pleated blackout shades, nightstands and a 26-inch LCD television. The bathroom features a roomy one-piece fiberglass shower, solid surface countertop with tile backsplash, and plenty of storage. (Pictured: 40PBT/Stardust II/Newport Cherry Glaze)





**ROOF CONSTRUCTION**

(top to bottom)

- One-piece peaked fiberglass roof
- Luau backing
- Thick, tapered bead foam insulation
- Aluminum double I-beam superstructure filled with fiberglass insulation
- Vapor barrier
- Structure foam: thermal insulative barrier
- 1/2" bead foam insulation
- Foam padding for extra insulation
- Padded vinyl ceiling



**SIDEWALL CONSTRUCTION**

(left to right)


- Wallpaper
- Décor board
- 1-1/2" x 1-1/2" square tubular aluminum frame
- High performance thermal insulation
- Gel coat fiberglass composite sidewall



**FLOOR CONSTRUCTION**

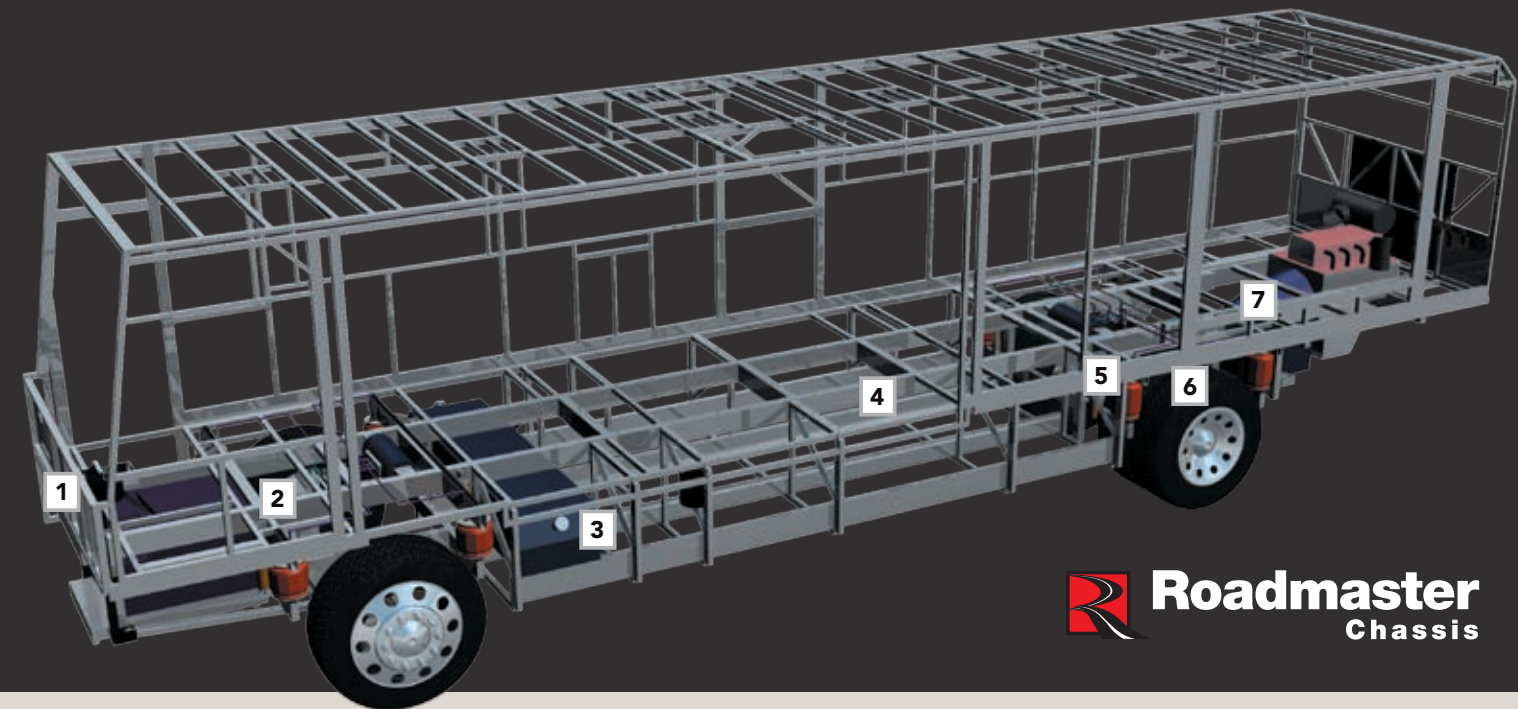
(top to bottom)

- Structurwood™
- 1-1/2" tube
- High-performance thermal insulation foam
- Luau
- 3-ply backer



**THE ULTIMATE FOUNDATION**

Take the wheel of a luxury motorhome, and you're taking the wheel of the chassis it rides on. That's why Ambassador rides exclusively on a Roadmaster chassis that is custom built to deliver the very best diesel motorhome experience. Roadmaster's construction utilizes advanced design and engineering, along with its eight outboard-mounted air bags and shock absorbers, to distribute stress evenly throughout the entire chassis, reducing the possibility of twisting and increasing durability and reliability. It's really the ultimate foundation for a luxury ride.



**MAXXFORCE® MUSCLE**

For 2011, the Ambassador features the MaxxForce® 10 diesel engine, with 350 horsepower, 1,150 lbs./ft. torque and 3-stage engine brake, all backed by a 5 year/100,000 mile limited warranty.



**ROADMASTER RR8R RAISED RAIL CHASSIS**

- 1 Every Roadmaster chassis features a **steel firewall** for added protection in the cockpit.
- 2 The main rails feature an exclusive **raised rail design** which provides for larger full pass-through storage bays with flush floors. Other highlights include a 3/8" thick frame rail — compared to the 1/4" of other manufacturers — and a stacked aluminum intercooler and radiator for optimum heat transfer and cooling.
- 3 **Dual fuel fill** allows you to fill the tank from either side of the coach, for greater convenience and flexibility at the pump.
- 4 The **steel truss system** is engineered as part of the chassis and provides outstanding strength and rigidity plus

- pass-through storage. In addition, the structure is pre-primed and coated with a rust-inhibiting paint.
- 5 **Cushion Air Glide Suspension** features eight outboard-mounted air bags and eight shock absorbers. **Monitored leveling sensors** continually adjust the air pressure at each axle to maintain a level ride and eliminate nosediving, weight transfer, and floating on curved roads. This system also stabilizes the coach on uneven surfaces.
- 6 **Automatic Traction Control (ATC)** eliminates wheel slippage in slick conditions and heightens control. The



- Anti-Lock Braking System (ABS)** gives you superior stopping power, especially on steep grades. Together, these sophisticated systems offer the very best safety on the road.
- 7 **Allison® 3000 MH 6-Speed World Transmission and electronic shifter** comes standard on all models. All models utilize a **10,000 lb. tow hitch** — the highest rating in its class.

**WARRANTIES**

- 12 month/24,000 mile basic limited warranty
- 5 year/50,000 mile limited warranty on aluminum or steel frame structure
- 3 year/50,000 mile limited warranty on Roadmaster Chassis

(\*Review your coach's limited warranty in full for complete terms and conditions.)



**AROUND-THE-CLOCK SERVICE AND SUPPORT**

When you take delivery of your new recreational vehicle, it's just the beginning of our exclusive around-the-clock Owner Advantage Program. We offer an extensive support program that provides complete roadside assistance and special motor club benefits that follow you wherever your travels take you. We've teamed up with the largest RV emergency road service company in the country to give you immediate access to fast, dependable service when and where you need it. Add our toll-free service appointment assistance, plus a technical assistance hotline, and you have the security of full-time support at your fingertips.

For details, call toll-free (877) 211-8135







FULTON CHERRY  
Standard




NEWPORT CHERRY GLAZE  
Optional

MAKE IT ALL YOUR OWN

We're pleased to present an array of décor and cabinetry styles and combinations for your new Ambassador. There are also four creative floorplans in lengths of 36 and 40 feet from which to choose, including double, triple and quad-slide layouts, as well as the popular full-wall slide.



COCOA



STARDUST II



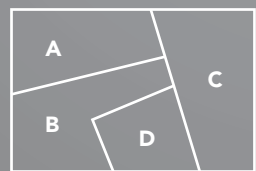
TOPAZ



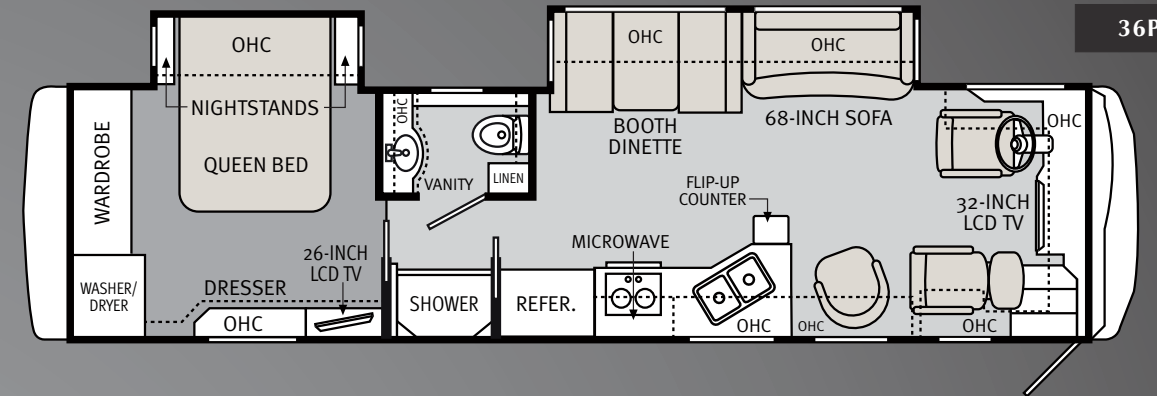
Exterior Color Option: GOLD RUSH

Note: Colors depicted are a reasonable representation though they may not be an exact match of the actual colors due to variances in processing and production. See your dealer for actual fabric and paint chip samples.

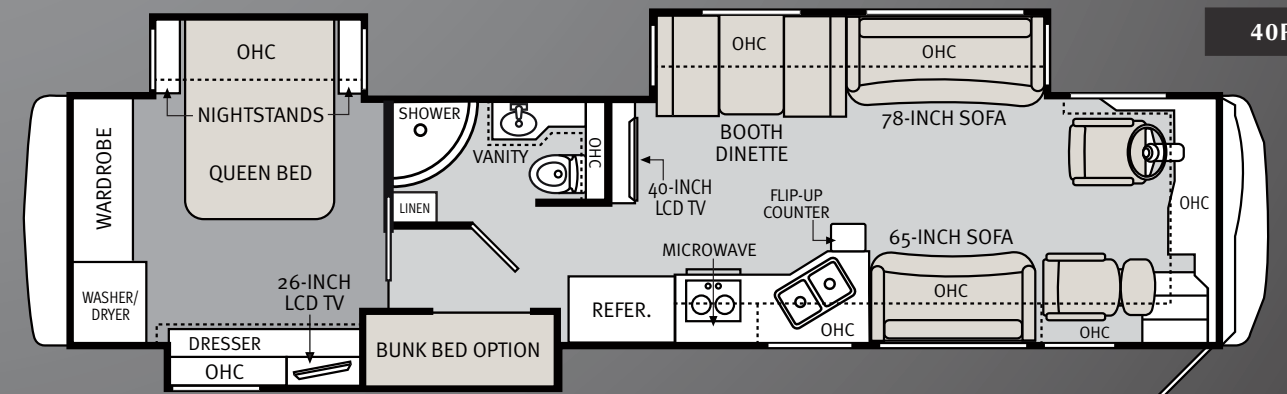
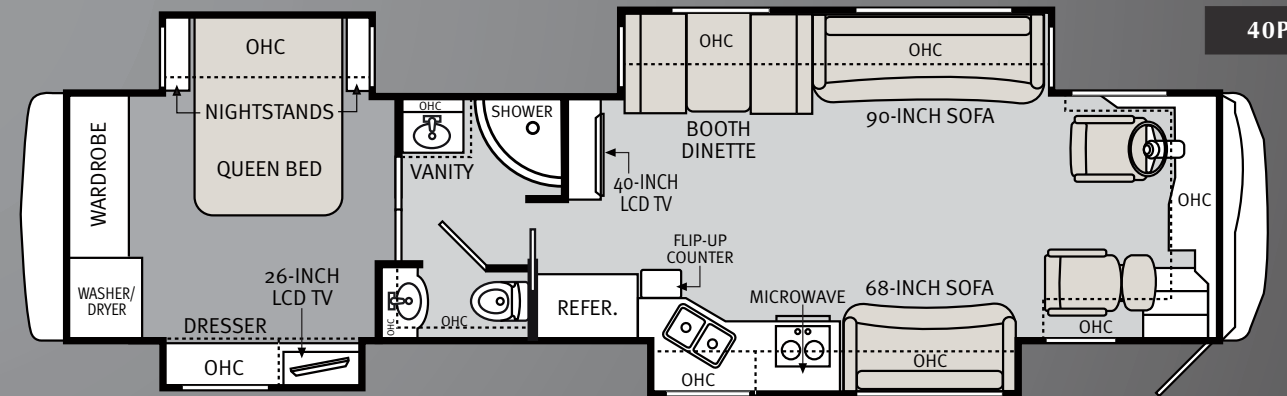
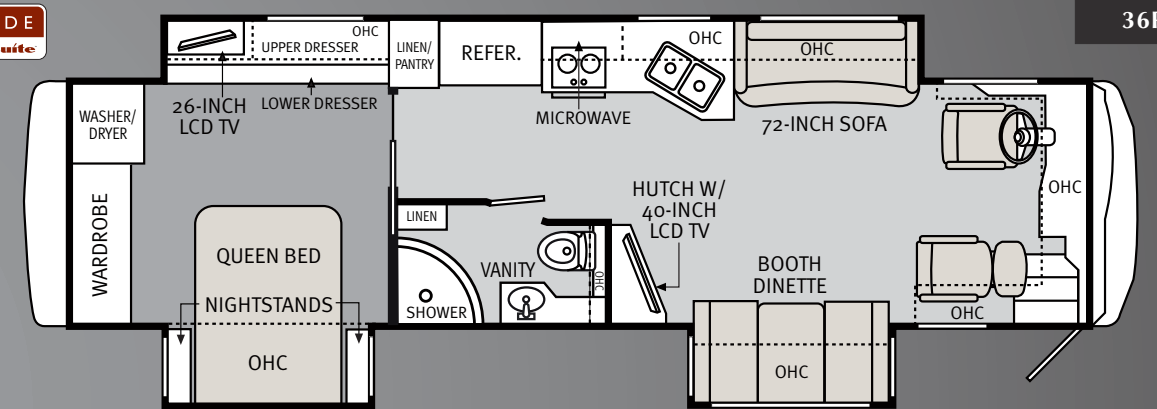
- A. BEDSPREAD
- B. SOFA
- C. ACCENT
- D. TILE



Carpet  Tile



FULL-WALL SLIDE  
PANA suite





Due to continuous product improvement, please visit us online at [holiday Rambler.com](http://holiday Rambler.com) for the latest in standards and options, specifications, and technical data.

	36PBD	36PFT	40PBQ	40PBT
WEIGHTS	Gross Vehicle Weight Rating (Lbs.)	33,000	33,000	33,000
	Gross Combined Weight Rating <sup>1</sup> (Lbs.)	43,000	43,000	43,000
	Front Gross Axle Weight Rating (Lbs.)	13,000	13,000	13,000
	Rear Gross Axle Weight Rating (Lbs.)	18,000	18,000	20,000
MEASUREMENTS	Wheelbase	213"	213"	261"
	Overall Length	37' 4"	37' 4"	41' 4"
	Overall Height	12' 7"	12' 7"	12' 7"
	Exterior Width	100.5"	100.5"	100.5"
	Interior Height	7'	7'	7'
TANK CAPACITIES <sup>2</sup>	Gray Tank (Gal.)	62	62	62
	Black Tank (Gal.)	40	40	40
	Fresh Tank (Gal.)	100	100	100
	Fuel Tank (Gal.)	100	100	100
	LP Tank (Gal.)	39	39	39

<sup>1</sup>Towing capacity is limited by GCWR; your vehicle's towing capacity is the difference between the GCWR and the actual vehicle weight, including all water, fuel, passengers and cargo. Your towed vehicle should be equipped with auxiliary brakes if the weight of the towed vehicle exceeds 1,000 lbs. Consult your owner's manual for further towing information.

<sup>2</sup>All tank capacities are estimated based upon calculations provided by the tank manufacturers and represent approximate capacities. The actual "usable capacity" may be greater or less than the estimated capacities based upon fabrication and installation of the tanks.

<sup>3</sup>Actual filled LP capacity is 80% of listing due to safety shut-off required on tank.

The actual overall length of the recreational vehicle may differ from that indicated in the brochure due to variances in the manufacturing process and/or installed components. The actual length may be greater or less than that indicated. Due to the large variety of options and floorplan arrangements available to our customers, actual weights for each unit can differ significantly. Holiday Rambler provides a weight sticker on each unit we produce which includes that unit's tank capacities and approximate weight. Consult your local Holiday Rambler dealer for unit availability and further information. The information printed in this brochure reflects product design, fabrication, and component parts at the date of printing. The manufacturer reserves the right, at any time, to make changes in product design or material or component specifications

as its sole option, without notice. This includes the substitution of components of a different brand or trade name which will result in comparable performance. All information printed in this brochure is subject to change after the date of printing. Some features shown or mentioned in this brochure are optional and may only be available in selected floorplans. Photographs may depict a floorplan option that has been discontinued or is no longer available at the time of your purchase. Photographs may show props or decorations that are not standard equipment. Holiday Rambler, the Holiday Rambler logo and its design, are registered trademarks. Other products and company names are trademarks and/or registered trademarks of their respective holders. While the color of the motorhome's exterior and the interior fabrics depicted in this sales brochure are

fair and reasonable depictions, the colors depicted may not be an exact match of the actual colors because of the variances in photo-processing and printing. Due to product improvements, changes during the model year and/or transcription errors that may occur, information represented within this brochure may not be accurate at the time of your purchase. If certain information is significant to your purchasing decision, please confirm the information with your dealer. Component part and appliance manufacturers issue limited warranties covering portions of the recreational vehicle not covered under the Limited Warranties issued by Monaco RV, LLC. To learn specific details regarding warranty coverage, please contact your selling dealership or review the warranty packet inside the recreational vehicle.

Standards  Options

BODY CONSTRUCTION	<ul style="list-style-type: none"> <li>› Laminated Sidewall Construction</li> <li>› Smooth Gel Coat Fiberglass Exterior Walls</li> <li>› Chrome Head Exterior Mirrors</li> <li>› One-Piece Front Windshield</li> <li>› 30" Deep Bedroom Slide-Out Houses</li> </ul>	<ul style="list-style-type: none"> <li>› Pull-Out Generator Tray w/ One-Piece Door</li> <li>› Interior Height 7 Feet</li> <li>› Side-Hinged Baggage Doors</li> <li>› Rubber Entry Step w/ Stepwell Storage</li> <li>› Deluxe Full-Body Paint</li> </ul>	<ul style="list-style-type: none"> <li>› One-Piece Polyethylene Pass-Through Storage Compartments</li> <li>› 3M Film Front Mask</li> <li>› Rear Ladder</li> <li>› Full-Length Mud Flap</li> </ul>
	<ul style="list-style-type: none"> <li>› Storage Bay Slideout Tray — Pass-Through</li> </ul>	<ul style="list-style-type: none"> <li>› Slide-Out Battery Tray Under Tanks (40PBT, 40PBQ)</li> </ul>	<ul style="list-style-type: none"> <li>› Chrome Exterior Mirrors</li> </ul>
CHASSIS / ENGINE / SUSPENSION	<ul style="list-style-type: none"> <li>› Roadmaster Raised Rail Chassis RR8R</li> <li>› MaxxFORCE® 10-350 Engine with Allison® 3000 MH 6-Speed World Transmission; Torque: 1,150 lbs./ft. Max net @ 1,200 RPM; Engine Displacement: 9.3L/570 cu. in.; Rear Axle Ratio: 4.30:1</li> <li>› Three Position Diamond Logic® Engine Compression Brake by Jacobs®</li> <li>› Two-Speed Fan Clutch</li> <li>› 10,000-lb. Hitch Receiver with Dual Connector 4-Pin or 7-Pin</li> <li>› Variable Geometry Turbo Exhaust</li> </ul>	<ul style="list-style-type: none"> <li>› Engine Block Heater</li> <li>› Chrome Exhaust Tip for Engine</li> <li>› Dual Fuel Fill</li> <li>› 160 Amp Alternator</li> <li>› Radial Tires: 275/80R/22.5</li> <li>› Stainless Steel Wheel Simulators</li> <li>› Cushion Air Glide Suspension with 8 Shock Absorbers and 8 Outboard-Mounted Air Bags</li> <li>› Anti-Lock Braking System with Full Air Brakes</li> <li>› Automatic Traction Control</li> </ul>	<ul style="list-style-type: none"> <li>› Rewire for Supplemental Braking System</li> <li>› Air Cleaner Restriction Indicator</li> <li>› Fuel/Water Separator</li> <li>› Remote Transmission Fill</li> <li>› Automatic Hydraulic Leveling System</li> </ul>
	<ul style="list-style-type: none"> <li>› Polished Aluminum Wheels</li> </ul>		
COCKPIT	<ul style="list-style-type: none"> <li>› Fiberglass Automotive Dash with Oxford Burl Instrumentation Panel</li> <li>› Ultraleather™ Six-Way Power Pilot and Co-Pilot Seats (Co-Pilot Seat with Powered Footrest)</li> </ul>	<ul style="list-style-type: none"> <li>› In-Dash AM/FM/CD Stereo with Sirius-Ready Compatibility, Aux-in-Connection, SD Card Slot and Weather Band</li> <li>› Power Windshield and Manual Driver/Pass. Solar Screens w/ Blackout Shades</li> </ul>	<ul style="list-style-type: none"> <li>› LCD 3-Camera Rear Vision System with Cameras in Exterior Mirrors</li> <li>› Air Horns</li> <li>› Carpeted Driver/Passenger Floor Mats</li> <li>› Rear Vision System w/ LCD Screen</li> </ul>
	<ul style="list-style-type: none"> <li>› Sirius Satellite Radio Tuner with Antenna</li> <li>› GPS Navigation System</li> </ul>		
APPLIANCES / ACCESSORIES	<ul style="list-style-type: none"> <li>› 12-Cubic-Foot Two-Way Four-Door Refrigerator with Ice Maker</li> <li>› High-Output 2-Sealed Burner Cooktop without Oven</li> <li>› Removable Solid Surface Range Covers</li> <li>› Spacesaver Convection Microwave</li> </ul>	<ul style="list-style-type: none"> <li>› 32" Flatscreen LCD TV in Front Cockpit Overhead (36PBD)</li> <li>› 40" Flatscreen LCD TV Midship in Living Area (N/A: 36PBD)</li> <li>› 26" LCD TV with Remote in Bedroom</li> <li>› Home Theater System</li> <li>› Washer/Dryer Prep</li> </ul>	<ul style="list-style-type: none"> <li>› Curbside: Exterior Patio Hookups for Cable and 110V Outlet with Hatch Door to Exterior</li> <li>› Digital Satellite System Prep</li> <li>› Curbside: Exterior Gas Line Hookup Prep for LP Accessories</li> </ul>
	<ul style="list-style-type: none"> <li>› 26" LCD TV with Remote in Cockpit Overhead (N/A: 36PBD)</li> <li>› Residential Refrigerator</li> <li>› Central Vacuum with Toe Kick Inlet</li> <li>› Stackable Washer/Dryer</li> <li>› Bedroom DVD Player</li> <li>› Multi-Satellite HD KU/KA Dish (Does Not Include Receiver)</li> </ul>	<ul style="list-style-type: none"> <li>› Winegard Stationary Dish-Star (Canada Only)</li> <li>› R5 KVH In-Motion Satellite (Does Not Include Receivers; R5 HDTV for Dish Network Only)</li> <li>› Exterior Sidewall Entertainment Center with 40" LCD TV with Single DVD Player in Storage Bay Ceiling</li> </ul>	



Standards  Options

INTERIOR

- › Hardwood Cabinetry: Fulton Cherry
- › Raised Panel Cabinet Door with Hidden Hinges
- › Hardwood Raised Panel Doors on Refrigerator
- › Stainless Steel Kitchen Sink with Two Sink Covers
- › Polished Solid Surface Kitchen Countertop with Decorative Backsplash
- › Flip-Up Countertop Extension (40PBT, 40PBQ)
- › Ceramic Tile in Kitchen, Living Room and Bath
- › Carpeting with Pad in Bedroom
- › Soft Touch Padded Vinyl Ceiling
- › Wood Framed Decorative Living Area Wall Mirror (36PBD Only)
- › Satin Nickel Finish Cabinetry Hardware and Bath Accessories
- › Blackout Day/Night Pleated Shades in Living Area and Bedroom
- › Mini Blinds in Kitchen and Bath
- › Décor: Topaz, Cocoa and Stardust II
- › Manual Solar Screens with Blackouts Throughout
- › Wood: Glazed Newport Cherry

FURNITURE

- › Queen Bed with Overhead Cabinet and Nightstands
- › Arched-Back Wood Booth Dinette with Side Sliding Dinette Table Top, Storage Access Door at End of Rear Seat Base
- › Queen Bed Select Comfort Air Mattress
- › King Bed
- › King Bed Premiere Select Comfort Air Mattress
- › Roadside: UltraLeather Jackknife Sofa
- › Roadside: Fabric Sofa Bed with Air Mattress
- › Roadside: UltraLeather Sofa Bed with Air Mattress
- › Roadside: UltraLeather Ensemble Booth Dinette w/ Sofa Bed (N/A: 36PFT)
- › and Drawer at Front Seat Base
- › Forward Facing Seat Belts in Booth Dinette
- › Roadside: Fabric Jackknife Sofa
- › Roadside: Fabric Chair (36PBD, Only)
- › Curbside: Fabric Jackknife Sofa (40PBT, 40PBQ)
- › Curbside: UltraLeather Jackknife Sofa (40PBT, 40PBQ)
- › Curbside: UltraLeather Sofa Bed with Air Mattress (40PBQ Only)
- › Curbside: UltraLeather Sofa Bed with Removable Arms (40PBT Only)
- › Hallway Bunks w/ Two Fold-Down DVD Players with Game Hookups, Wireless Headphones and Light at Each Bunk Location (40PBT Only)
- › UltraLeather Booth Dinette Sectional (36PFT Only)
- › Free-Standing Dinette with Computer Workstation (N/A: 36PFT)
- › Free-Standing Dinette w/ Two Free-Standing Chairs and Two Folding Chairs (N/A: 36PFT)

ELECTRICAL / LIGHTS

- › 50 Amp 120V Distribution Panel and Power Cord
- › Power Control System
- › Halogen Lighting Throughout
- › 10 kW Quiet Diesel Generator (40PBT, 40PBQ)
- › 2000-Watt Inverter with Two House Batteries
- › Onan® 8.0 kW Quiet Diesel Generator
- › Two 12V Heavy-Duty Chassis Batteries
- › Auto Generator Start
- › Exterior Power Entry Step with Light
- › Hallway Convenience Center
- › Storage Compartment Tank Monitor Gauge

PLUMBING / LP SYSTEMS

- › Single Lever Kitchen Faucet with Pull-Out Sprayer
- › Central Water Filtration System
- › Demand Water System and Water Pump
- › 10 Gallon LP Gas/Electric Water Heater with Electronic Ignition
- › Winterization Valving System
- › Holding Tank Rinsing System
- › Insulated Systems Compartment with Easy Access to Hookup
- › Shower Inside Wet Bay with Hot/Cold Water and Shower Head with Shut-Off
- › Gravity and Pressurized Water Fill
- › One-Piece Fiberglass Shower
- › China Toilet w/ Sprayer
- › RV San-Con Holding Tank Flush System

HEATING / VENTS / AC

- › Dual 15M BTU Air Conditioner with Heat Pumps and Ducted Air
- › Electronic Ignition Furnace
- › Kitchen Attic Fan with Wall Control
- › Bath Attic Fan with Wall Control
- › 12V Heater in Wet Bay
- › Three 15M BTU Air Conditioners w/ Heat Pumps and Ducted Air (Requires 10 kW Quiet Diesel Generator Option) (40PBT, 40PBQ)
- › Ceiling Fan Bedroom

WINDOWS / DOORS / AWNINGS

- › Radius Flush-Mount Dual-Pane Safety Glass with Dark Tinted Slider Windows
- › 30" Front Entry Door with Large Walk-Through, Clear Glass, Removable Screen and Anti-Skid Steps
- › Automatic Patio Awning
- › Armless Power Front Door Awning
- › Window Awnings on All Slideout House Windows, Except Kitchen, Private Bath and Slideout Windows Under Patio Awning
- › Topper Slideout Awnings Living Area and Bedroom
- › Tinted Skylight in Bathroom with Protecta Glaze
- › Roof-Mounted Awnings with Slideouts on Curbside Patio Location

SAFETY

- › Fire Extinguisher
- › Deadbolt Lock on Entrance Door
- › 120V GFI Protected Circuit (Kitchen, Bath and Exterior)
- › LP Gas Detector
- › Smoke Detector
- › Carbon Monoxide Detector
- › Driver and Passenger Three-Point Seat Belts
- › Third Brake Safety Light
- › Egress Windows

BUY LOCALLY. ENJOY EVERYWHERE.

Holiday Rambler strongly encourages its retail customers to purchase from their local dealerships whenever possible. Buying a new Holiday Rambler RV locally allows a customer to establish a relationship with a dealer close to home and provides convenient service and support from product-trained technicians. On our end, Holiday Rambler will continue to provide our dealer partners and customers with the finest RVs in the industry.

ALL ROADS LEAD TO HOLIDAYRAMBLER.COM

Wherever the road takes you, you're never more than a click away from your friends at Holiday Rambler. Just go to [holidayrambler.com](http://holidayrambler.com) for all the latest product news, club dates and destinations, a dealer locator function, and factory tour information. You can also e-mail us directly through the site at any time.





# AMBASSADOR®

2011



HOLIDAY RAMBLER®

*This is Living®*

91320 Coburg Industrial Way, Coburg, OR 97408 | [holidayrambler.com](http://holidayrambler.com) | 800 245 4778

**NAVISTAR**

STRONGER THAN EVER.

When you buy a new Holiday Rambler, you get all the great things you expect: state-of-the-art products, innovative floorplans and first-class customer service. You also get the confidence that comes with being part of a 175-year-old parent company like Navistar, a world leader in transportation. To learn more about Navistar and its affiliates, visit [navistar.com](http://navistar.com).