

2010 LEXION | FIFTH WHEELS BY STARCRAFT

# Make yourself at home.



FIFTH WHEEL

## STARCRAFT

CAMPING | *pure and simple.*

2010 LEXION® | FIFTH WHEELS BY STARCRAFT®

# You'll love it here.



359BHSA / Platinum




Comfort and dependability are as close as your rear bumper with the 2010 Lexion. Not only is it one of our most luxurious fifth wheels, it's also one of the best buys on the road today. Lexion is available in four different floorplans, each with a variety of options and upgrades, making it the perfect choice for anyone looking for value, practicality and style in a new RV.

359BHSA / Platinum



## BEAUTY

Years from now, your Lexion will continue to look as stylish as the day you drove it off the lot, thanks to frameless tinted windows, polished aluminum rims and a high-gloss gel-coat exterior.



## SUITABILITY

Choose from a wide range of options guaranteed to suit your needs, including an outside grill, fireplace and a washer/dryer combo, to name a few.



## SIMPLICITY

With Lexion, you'll never pay for features and gadgets you'll never use. Our campers are built for camping. Nothing more, and nothing less.



# Welcome home.

Lexion was made for those who enjoy the freedom of the open road but don't want to give up the comforts of home. Roomy slideouts, beautiful hardwood cabinetry, a 32" LCD HDTV, brushed nickel hardware, a ceiling fan and an electric fireplace are just a few of the special touches that make **Lexion a welcome retreat at the end of the trail.**

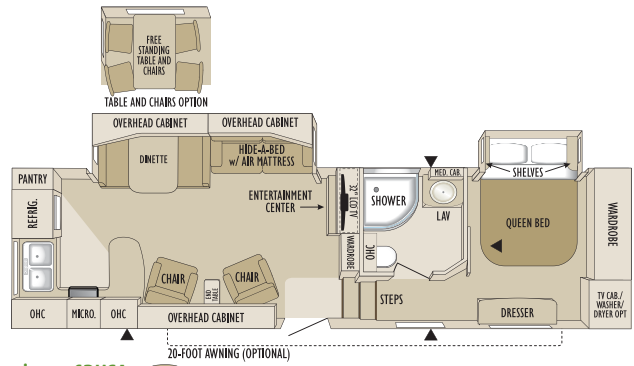


355RESA / Pearl

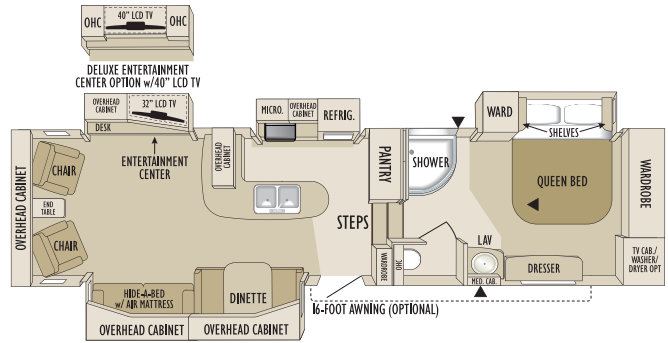
You'll feel like you never left home in Lexion's modern kitchen, with a large double-door refrigerator, microwave oven, lighted range hood, three-burner range, Brown Sugar Glazed cabinetry, DuPont® Corian® solid-surface countertops and 22" oven.

# FLOORPLANS

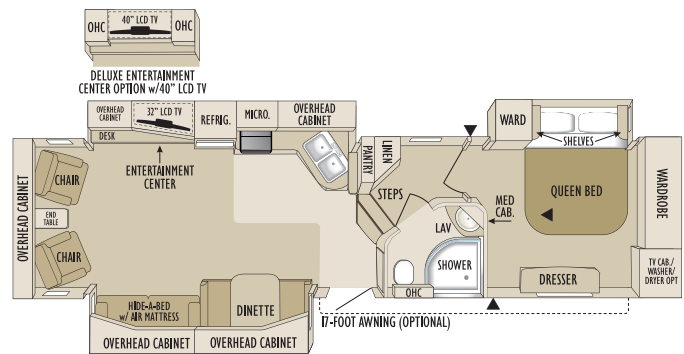
◀ = outside storage  
 LAV. = bathroom sink  
 MICRO. = microwave  
 OHC. = overhead cabinets  
 REFRIG. = refrigerator  
 WARD. = wardrobe



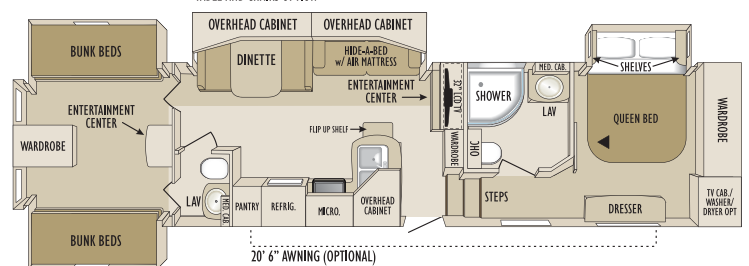
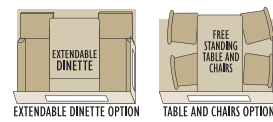
Lexion 316RKS



Lexion 345REQ



Lexion 355RESA



Lexion 359BHSA



355RESA / Pearl

Lexion's bathroom features a solid-surface sink, a contemporary glass-enclosed radius shower and a skylight.

# STANDARDS AND OPTIONS

## STANDARD BATHROOM EQUIPMENT

ABS tub/shower surround
Large sink in bathroom
Medicine cabinet with mirror
Radius-glass shower door
Residential 6-panel passage door
Switches for all lights
Thetford® porcelain toilet with foot flush
Toilet paper holder
Towel holder
Towel ring
Vanity light fixture
Vinyl flooring

## STANDARD BEDROOM EQUIPMENT

Accordion door to bedroom (select models)
Bed lifts up easily on struts, 2 ABS storage bins below
Coordinated, quilted bedspread
Decorative headboard
Dresser lamp
Laundry hamper
TV cabinet (select models)

## STANDARD KITCHEN EQUIPMENT

3-burner range with 9,000-BTU SuperBurner™ and piezo igniter
8 cu. ft. flush-mount refrigerator with double door
Antique brass high-rise faucet
Bi-fold, recessed cover for range
DuPont® Corian® kitchen countertops
Decorative wood spindles on base cabinets
Stainless-steel sink
Deep storage drawers under booth dinette
Dream Dinette™ mechanism, raises and lowers dinette table top
Large picture window at dinette
Brown Sugar Glazed raised-panel refrigerator front
Oversized 21" oven
Pendant lights over sink (345REQ)
Range hood with light and exhaust fan
Corian® cover for sink/cutting board (2)
Sponge holder under sink

## STANDARD CONSTRUCTION FEATURES

2" x 3" longitudinal floor studs placed on 16" centers
5/8" tongue-and-groove plywood main floor decking
Aerodynamic wrap-around front fiberglass cap
Bead-foam insulation in sidewalls and roof
Cabinetry crafted with screwed-stile construction
Electric-powered slideout
Frame prepped for bike rack/cargo tray
Gel-coat fiberglass sidewall exteriors
Heated and enclosed fresh water tank and holding tanks
I-Class® 8" and 10" cambered structural steel I-beam frames
Pin box, long
Platforms for dinette, bed and bunks are constructed of 1/2" plywood
Polar Barrier™ insulation package
Poly Flex™ one-piece moisture barrier underbelly covering
R-21 insulation in roof, R-9 in sidewalls, R-24 in floor and underbelly, R-15 in slideout floors
Reflective foil insulation in main floor and all slideout floors
Seamless one-piece rubber roof
TuffShell™ vacuum-bonded 5" crowned laminated roof
TuffShell™ vacuum-bonded laminated sidewalls
Welded tubular-aluminum sidewall framework

## STANDARD EXTERIOR EQUIPMENT

12V hitch light
16" radial tires
Amber patio light with inside switch
Baggage doors, lockable, insulated and radius-cornered with heavy-duty handles
Big Easy™ entrance step with 10" deep treads
Bumper with drain hose carrier and end caps
Dexter® Nev-R-Adjust™ brakes
Electric-powered front jacks
Exterior speakers, high-output marine-grade (2)
E-Z lube® axles
Front jacks with quick-release pins
Galvanized-steel wheel wells
Gel-coat entry and baggage doors
MOR/ryde® CRE 3000 axle equalizer
Outdoor media center
Painted bottom radius skirting
Polished aluminum wheels
Prep for outside grill
Rain gutturing, molded with drip spouts
Rear stabilizer jacks (2)
Remote key FOB for slideouts, patio awning, light and front jacks
Roof ladder
Screened egress bunk windows
Spare tire with carrier
Stor-Galore™ basement storage
Torq-N-Go™ wheel nuts
White-framed radius-cornered fiberglass main entry door

## STANDARD INTERIOR EQUIPMENT

32" LCD HDTV in living area
Antique brass cabinet hardware
Antique brass lighting at sofa and dinette
Arched step treads into bathroom
Ball bearing drawer guides throughout
Ball bearing drawer guides 75-lb. capacity with full-drawer extension
Cabinet door hinges, hidden throughout
Cable and satellite TV prepped
Ceiling fan
Crank-up HDTV antenna with signal booster
Fabric-covered box valances with lambrequin legs
Free-standing end table
Hardwood message center
Hide-a-bed sofa (air mattress)
High-intensity 12V lighting package
Linoleum floor in entryway
Brown Sugar Glazed raised-panel doors and drawers throughout
Oak trim around main entrance door
Overhead cabinets in slideout room above sofa with raised-panel doors
Pleated day/night shades throughout
Residential furniture, designed and made by Starcraft®
Residential trim package throughout
Roof-mounted antenna for radio
Solid hardwood interior grab handle for main entrance door
Rocker recliner(s) (select models)
Trackless carpeting with pad
Transom window with wood trim above main slideout room
Ventilating windows on slideout end walls
Wallpaper border

## STANDARD HEAT, POWER AND WATER EQUIPMENT

12V demand water pump
12V electrical system with deluxe 120V, 80-amp power converter
50-amp power cord
120V G.F.C.I. protected exterior receptacle
A/C Chillgrille™
ABS holding tanks
Auto-ignition furnace with wall thermostat
Battery box for two batteries
Black holding tank sprayer
Double 30-lb. propane tanks with regulator
Hook-up for city water
In-floor ducted heating
Outside shower
Rotocast fresh water holding tanks
Systems monitor panel
Uni-Dock™ utility center, heated and enclosed
Water heater bypass system
Water system winterization kit

## STANDARD SAFETY EQUIPMENT

Break away switch
Deadbolt lock on entrance door
Egress window
Fire extinguisher
Frameless tinted safety-glass windows
Propane/carbon monoxide alarm
Smoke alarm

## OPTIONS

2nd 13,500-BTU A/C in bedroom
5,500-watt generator
Bike rack/cargo tray system
Canadian standards
CD stereo in bunk (359BHSA)
Customer Convenience Package
Deluxe entertainment center with 40" LCD HDTV (345REQ, 355RESA)
Extendable dinette (355RESA)
Fireplace
Frameless thermal pane windows
Free-standing table with 4 chairs in lieu of dinette
Generator prep
Outside grill
Satellite kit
Slideout awnings
Sofa in lieu of 2 chairs (316RKSA)
Washer/dryer combination

## CUSTOMER CONVENIENCE PACKAGE

12-gal. gas/electric DSI auto-ignition water heater
15,000-BTU A/C with louvered and directional ceiling vents
Bathroom power vent
Carefree® Travel'r™ 12V patio awning
Deluxe pillow-top mattress (60" x 80")
Floor-mounted safe
Foldable, exterior grab handle
Microwave oven with carousel
Multi-Media Premium Sound System™ AM/FM/CD/DVD stereo with MP3 input jack
Security lights (2)
Skylight in tub/shower
Vacuum-bonded 5" crowned laminated roof with R-21 insulation
Water purification system



# DÉCOR

## PLATINUM



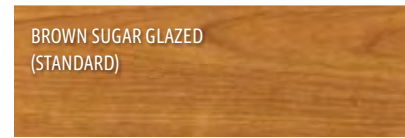
## AMETHYST



## PEARL



## WOOD



- 1 Sofa (two-tone) and accent fabric
- 2 Chair
- 3 Bedspread
- 4 Wall panel
- 5 Drapery
- 6 Countertop
- 7 Flooring
- 8 Carpet

# SPECIFICATIONS

Floorplan	Exterior Length	Exterior Height with AC	Interior Height (Bedroom)	Unloaded Vehicle Weight (lbs.)	Dry Hitch Weight (lbs.)	Gross Vehicle Weight Rating (lbs.)	Cargo Carrying Capacity (lbs.)	Fresh Water Capacity (gal.) (includes water heater)	Gray Waste Water Capacity (gal.)	Black Waste Water Capacity (gal.)
316RKSA	TBD	TBD	77"	TBD	TBD	TBD	TBD	87	89	52
345REQ	37' 8"	159"	77"	11,435	2,590	14,950	3,515	87	87	52
355RESA	39' 1"	160"	77"	11,460	2,515	14,950	3,490	87	87	52
359BHSA	39' 7"	160"	77"	12,010	2,335	15,800	3,790	87	89	52

**Unloaded Vehicle Weight (UVW):** Sometimes referred to as "Dry Weight," UVW means the typical weight of this trailer as built at the factory. The UVW, as used in product literature and other promotional materials, does not include cargo, fresh water, propane, options or dealer-installed accessories.

**Gross Vehicle Weight Rating (GVWR):** GVWR means the maximum permissible weight of the trailer, including the UVW plus passengers, personal items, all cargo, fluids, options, and dealer-installed accessories. The GVWR is equal to or greater than the sum of the UVW and the CCC.


**Cargo Carrying Capacity (CCC):** CCC means the maximum weight of all passengers, personal items, food, fresh water, propane, tools, other cargo and dealer-installed accessories that can be carried by the trailer. CCC is equal to or less than GVWR minus UVW. The addition of options will decrease the CCC.

**Hitch Weight (HW):** The hitch weight, as used in product literature and other promotional materials, does not include cargo, fresh water, propane gas, options or dealer-installed accessories. The addition of these types of items will either add to or subtract from the stated hitch weight.

It is important for your safety and enjoyment that your tow vehicle be adequately sized and equipped to tow and handle the GVWR of the RV you select. Review weights and rating of your tow vehicle and consult a competent advisor for questions or advice. Whether you are new to RVing or a veteran, get a feel for the performance of your tow vehicle and the RV together before heading out on the roadways. When you tow an RV, you must drive differently than you do when driving a single vehicle. Practice hooking up, driving, backing up and braking in a safe environment or seek out professional instruction. Starcraft affixes a weight label to each RV which lists weight information for that vehicle. See specification chart above.


## Built right.

We built our reputation making affordable, reliable and durable campers with an Amish-inspired attention to detail. We use the highest-quality materials available, state-of-the-art production techniques and time-tested design principles. Because the last thing you need to worry about when you're camping is your camper.




### FLOOR

Because a camper is only as strong as its foundation, we use a 3/8" tongue-and-groove plywood deck on a welded aluminum frame, fiberglass and reflective insulation (R-24) and a Poly Flex™ covering to create one of the industry's strongest floors.



### WALLS

Our walls combine TuffShell™ vacuum bonding with welded aluminum frames and metal backers to create a durable structure designed to handle the toughest conditions.



### ROOF

Moisture and aging don't stand a chance against our laminated, vacuum-bonded roof, which uses 3/8" plywood decking on 5" arched aluminum trusses, bead-foam insulation (R-21) and a seamless rubber shield.

## Built on tradition.



The Starcraft name has been around for more than 40 years — becoming one of the most dependable names in the camping industry. Today, our strong balance sheet and family-oriented business approach means we'll be around for decades to come. And you can bet our campers will continue to **come with everything you need to have a great time in the great outdoors, at a price that guarantees you will.**

### Why a Local Starcraft Dealer is Important to You

Establishing a solid relationship with your local Starcraft dealer is a key component in the enjoyment of your new Starcraft. By purchasing from a local dealer, you will have a convenient location for sales, parts and service support.

### One-year warranty

The Starcraft warranty is a manufacturer's limited warranty. Each Starcraft is warranted to the original purchaser for twelve (12) months from the original date of purchase against defects in materials and workmanship. Starcraft's limited warranty is not transferable. For a copy of the limited warranty with full terms and conditions, ask your local Starcraft dealer.

Starcraft RV • PO Box 460 • Middlebury, IN 46540    
www.starcraftcamping.com

See dealer for further information and prices. All information in this brochure is the latest available at the time of publication approval. Starcraft reserves the right to make changes and to discontinue models without notice or obligation. Photos in this brochure may show optional equipment and props for photography purposes. RVs built for sale in Canada may differ to conform to Canadian codes.  
©2010 Starcraft RV 10-LEXN - PL - 0809- 50K Printed in USA.

# STARCRAFT

CAMPING | *pure and simple.*