

Winnebago
ACCESS[®]
2010





Winnebago ACCESS®

Amazing adventures and memories await you in the get-up-and-go Winnebago Access®. SmartSpace™ design elements make the most of the available space for an extremely versatile motor home with plenty of storage. Customize your Access with an available interior upgrade package that includes raised-panel woodgrain refrigerator door inserts and glass cabinet door inserts. Best of all, its surprisingly affordable price makes it easier than ever to own a new motor home. This is the year to find yourself in the 2010 Winnebago Access.

Ready to Move

Choices in floorplans and features make it easy to create the perfect Access for your traveling needs. The overhead bunk offers an available DVD player and wall-mounted 19" LCD TV that swings out for easy viewing.

If you don't need the over-cab sleeping space, select the overhead entertainment center with a 32" LCD TV and additional storage. Both TV options include a video selection system that allows you to access and view a DVD on the bedroom TV. Add the home theater sound system and you will enjoy a DVD player, receiver, surround-sound speakers and a subwoofer.

The galley provides all the essentials for cooking a great meal, including a 3-burner range and a microwave oven. You can also add an oven below the range to enhance your cooking experience.



GoWinnebago.com Watch key feature videos, take interactive tours, see the latest promotional offers and a whole lot more at GoWinnebago.com.

Comfort Sofa Sleeper

The sofa/sleeper you've always wanted is now available for the 31C. Never before has converting your sofa into a bed been so easy—or this comfortable.



1. By day it's a plush sofa.



2. A hidden drawer stores bed linens.



3. At night, the sofa easily folds out into a bed.



4. The mattress quickly inflates and deflates using a built-in power source.



Dinette The dinette is a great place to enjoy a meal. It quickly and easily converts into a bed and provides plenty of additional underseat storage.

Full-Extension Slides Drawers extend fully for easy access and are sized to accommodate more items.



31C Autumn Moss with Forest Cherry

Bunk Enhance the bunk and living area with the available LCD TV and DVD player.



Bedroom The Access provides the comfort and privacy of a master bedroom with a queen bed and wardrobe. The bathroom shower features a door that self cleans as it retracts (NA 31N).



TV The bedroom can be enhanced with an available 19" LCD TV. This TV can also be taken outside and placed on the exterior TV bracket so you can watch the big game under the shade of the awning (NA 24V).



Bunk Beds The 31J offers bunk beds and a master bedroom with a queen bed and large wardrobe. With optional DVD players in each bunk, the kids will look forward to bedtime.

Outdoor Fun

If packing light is not an option, you will appreciate the Smart Storage™ design of the Access. The 29T and 31C feature a large storage trunk with dual access so you can easily transport bulky items. For auxiliary power, the Access comes with a powerful Group 31 RV battery and can be equipped with a 4,000-watt Cummins Onan® MicroQuiet™ generator. Add a second large-capacity Group 31 RV battery for even longer battery reserve.

Automatic entrance steps are available and you can add the awning for relaxing in the shade. An exterior accessory package, which includes a rear ladder, rubber-tread steps and running boards, can be added. Extend your camping and travel seasons with the available heated drainage system.



More Style The Access is a joy to drive with available split-glass convex power mirrors and an available RV Radio®/rearview monitor system. Wheel covers come standard or you can choose the stainless steel wheel liners and high-gloss exterior for extra flair.



TRUELEVEL™ The TrueLevel™ holding-tank monitoring system uses sonar technology to read liquid levels from outside the tank. There are no probes to corrode or clog, just accurate readings time after time.



Rear Storage Carry large, bulky items in the storage trunk of the 29T and 31C. Part of the available accessory package, the rear storage compartment cover doubles as a folding table.



Exterior Storage Carry wet gear or even keep drinks on ice in the recessed storage area with a convenient drain (29T & 31C).

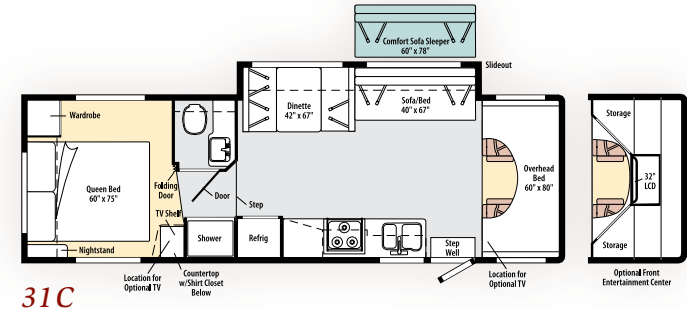
Floorplans & Specifications

Dimensions shown are for sleeping space only and may vary due to styling differences. Dashed lines denote overhead storage areas. Floorplans and specifications are also available online at CoWinnebago.com.

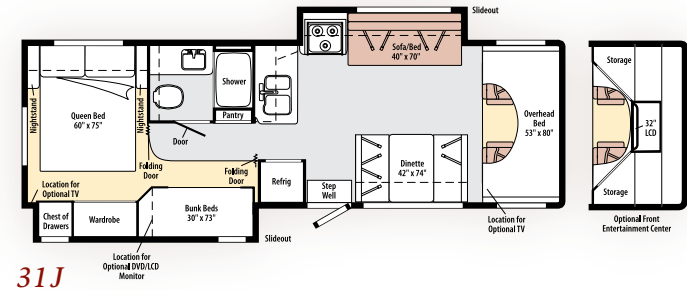


Weights & Measures	24V	29T	31C	31J	31N
Length	25'	30'5"	31'8"	32'1"	32'4"
Exterior Height ¹	10'11"	10'11"	10'11"	10'11"	10'11"
Exterior Width ²	8'5"	8'5"	8'5"	8'5"	8'5"
Exterior Storage w/slideout ³ (cu. ft.)	NA	74.6	79.6	34.8	34.8
Exterior Storage w/o slideout ³ (cu. ft.)	38.7	72.2	NA	NA	NA
Awning Length	11'6"	14'	16'	10'6"	16'
Interior Height	6'8"	6'10"*	6'10"*	6'8"	6'10"*
Interior Width	8'0"	8'0"	8'0"	8'0"	8'0"
Freshwater Capacity w/Heater ⁴ (gal.)	42	42	42	42	42
Holding Tank Capacity - Black/Gray ⁴ (gal.)	39/29	41/41	41/41	30/39	44/41
LP Capacity ⁵ (gal.)	18	18	18	18	18
Fuel Capacity (gal.)	55	55	55	55	55
GCWR ⁶ (lbs.)	18,500 ^A /20,000 ^B	20,000 ^B	20,000 ^B	20,000 ^B	20,000 ^B
GVWR (lbs.)	11,500 ^A /14,500 ^B	14,500 ^B	14,500 ^B	14,500 ^B	14,500 ^B
GAWR - Front (lbs.)	4,600 ^A /5,000 ^B	5,000 ^B	5,000 ^B	5,000 ^B	5,000 ^B
GAWR - Rear (lbs.)	7,800 ^A /9,500 ^B	9,500 ^B	9,500 ^B	9,500 ^B	9,500 ^B
Wheelbase	158"	190"	220"	220"	215"

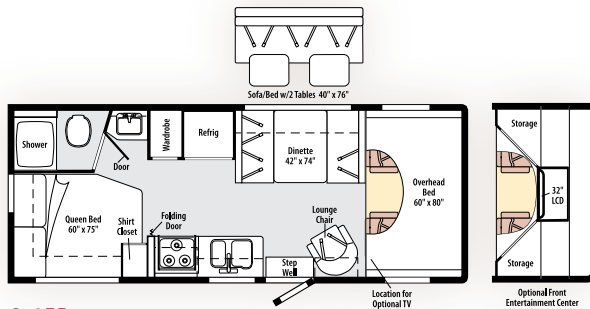
A Ford® E350 Chassis **B** Ford E450 Chassis * 6'4" rear ceiling



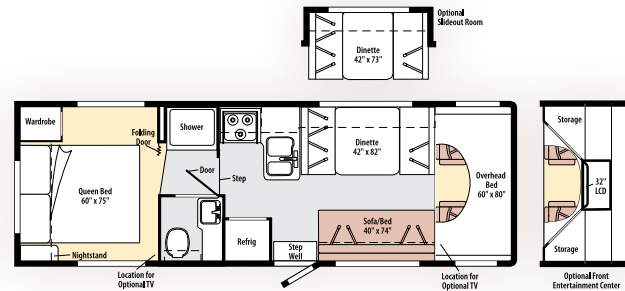
31C



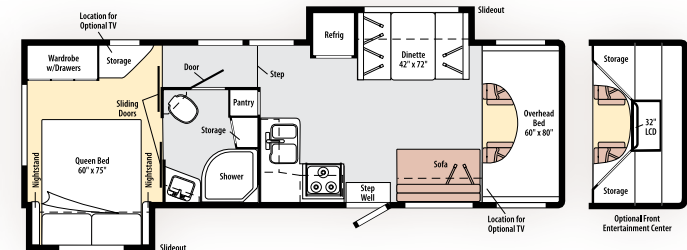
31J



24V



29T



31N

Chassis

Ford® E350 Chassis (24V)

- 305-hp 6.8L Super-Duty V10 SEFI Triton engine
- TorqShift™ 5-speed automatic transmission
- 120-amp. alternator

Ford E450 Chassis (29T, 31C, 31J & 31N)

- 305-hp 6.8L Super-Duty V10 SEFI engine
- TorqShift 5-speed automatic transmission
- 120-amp. alternator

4-wheel ABS

7-pin trailer wiring

Trailer Hitch[®]: 5,000-lb. drawbar/350-lb. max vertical tongue weight

Stainless steel wheel covers

24V	29T	31C	31J	31N	Optional Equipment
○	○	○	○	○	Ford E450 Chassis
					• 305-hp 6.8L Super-Duty V10 SEFI Triton engine
					• TorqShift 5-speed automatic transmission
					• 120-amp. alternator
○	○	○	○	○	Stainless steel wheel liners

Cab Conveniences

Cab Seats: armrests, lumbar support and multi-adjustable slide/recline

AM/FM stereo/CD player

12-volt powerpoint

Power steering w/tilt and cruise control

Power door locks

Sunvisors

Manually adjustable exterior mirrors

24V	29T	31C	31J	31N	Optional Equipment
○	○	○	○	○	Rearview LCD monitor system w/one-way audio (NA after July 2009 production)
○	○	○	○	○	Power mirrors w/defrost
○	○	○	○	○	Dash appliqué
○	○	○	○	○	RV Radio®/Rearview Monitor System: 6.5" LCD touch screen color monitor, remotes, iPod/MP3 input, black and white rear camera w/one-way audio (available beginning w/August 2009 production)
○	○	○	○	○	Plug-N-Play Sirius® Satellite System: two docking ports, receiver, 6-month complimentary subscription and iPod interface connection (requires RV Radio/rearview monitor system)

Interior

Amplified digital TV antenna system

Satellite system ready

Pleated blinds (lounge, dinette and bedroom)

Mini blinds (galley and bath)

Systems monitor panel

Roof vent(s) (lounge)

Powered roof vent (bath)

Cab divider curtain

Bunk privacy curtain

Bunk ladder

Tinted windows

Key-activated sliderowner master lock switch (29T, 31C, 31J & 31N)

24V	29T	31C	31J	31N	Optional Equipment
○	○	○	○	○	Upgrade Package: select overhead cabinet doors w/glass inserts, decorative light in dinette area, picture (29T & 31J), range cover, raised panel refrigerator door inserts, sink covers (2), galley backsplash, sofa throw pillows (2), pillow w/shams (2) for 31J bunk beds
○	○	○	○	○	19" LCD TV (DC powered) w/DVD player and video selection system in front bunk area
○	○	○	○	○	Carpet in lounge and dining area
○	○	○	○	○	Front Overhead Entertainment Center: 32" LCD TV w/remote and video selection system
○	○	○	○	○	Home Theater Sound System: DVD player, amplifier, receiver, speakers and subwoofer
○	○	○	○	○	Vinyl floorcovering throughout (excludes cab, stepwell and slideout room)

Galley

Laminate countertops

Norcold® double-door refrigerator/freezer

Microwave oven

3-burner range top w/storage below

Vented range hood

24V	29T	31C	31J	31N	Optional Equipment
○	○	○	○	○	3-burner range w/oven

Bedroom

Queen innerspring mattress w/bedspread (removable mattress cover on 24V), pillows and shams

Bunk beds with foam mattresses, mattress covers and privacy curtains (31J)

24V	29T	31C	31J	31N	Optional Equipment
○	○	○	○	○	Removable 19" LCD TV (DC powered)
			○		8.5" LCD monitors (2) w/DVD and headphones in bunks

Bath

Laminate countertop

Shower w/wall surround

Self-cleaning retractable screen shower door (NA 31N)

Textured glass shower door (31N)

Flexible showerhead

Skylight

24V	29T	31C	31J	31N	Optional Equipment
○	○	○	○	○	Textured glass shower door

Exterior

Manual entrance step

Porch light

Main entrance w/screen door

Rear mud flaps

Rotocast compartments w/drain plug (29T & 31C)

24V	29T	31C	31J	31N	Optional Equipment
○	○	○	○	○	Automatic entrance step
○	○	○	○	○	Patio awning
○	○	○	○	○	Accessory Package: rubber-tread stepwell, ladder, running boards, storage compartment cover (29T & 31C), storage compartment cover/folding-leg table (29T & 31C)
○	○	○	○	○	Premium high-gloss sidewall skin

Heating and Cooling System

13,500 BTU roof-mounted air conditioner

25,000 BTU low-profile furnace (24V)

30,000 BTU low-profile furnace (NA 24V)

24V	29T	31C	31J	31N	Optional Equipment
○	○	○	○	○	14,800 BTU roof-mounted air conditioner

Electrical System

AC/DC load center, 45-amp. converter/charger

25' 30-amp. power cord

Deep-cycle, Group 31 battery

Coach battery disconnect system

Auxiliary start circuit

Automatic dual-battery charge control

24V	29T	31C	31J	31N	Optional Equipment
○	○	○	○	○	4,000-watt Cummins Onan® MicroQuiet™ gas generator
○	○	○	○	○	Additional deep-cycle, Group 31 battery

Plumbing System

City water hook-up

Lockable water tank fill

On-demand water pump

6-gallon LP water heater

Winterization Package: water heater bypass valve and siphon tube

TrueLevel™ holding-tank monitoring system

Manual dump valve

Permanent-mount LP tank w/gauge

24V	29T	31C	31J	31N	Optional Equipment
○	○	○	○	○	Heated electric drainage system
○	○	○	○	○	6-gallon 120 VAC/LP water heater w/EMS

Safety

Seat belts

Dual airbags

Child seat tether anchor

LP, smoke and carbon monoxide detectors

10 BC fire extinguisher

Ground fault interrupter

High-mount brake lamp

Warranty⁷

12-month/15,000-mile basic warranty⁸

36-month/36,000-mile limited warranty on structure⁸

10-year limited parts-and-labor warranty on roof skin⁸

- Optional
- NA Not Available

- The height of each model is measured to the top of the tallest standard feature and is based on the curb weight of a typically equipped unit. The actual height of your vehicle may vary by several inches depending on chassis or equipment variations. Please contact your dealer for further information.
- Access floorplans feature a wide-body design – over 96". In making your purchase decision, you should be aware that some states restrict access on some or all state roads to 96" in body width. Before making your purchase decision, you should confirm the road usage laws in the states of interest to you.
- The load capacity of your motor home is designated by weight, not by volume, so you cannot necessarily use all available space when loading your motor home.
- Capacities are based on measurements prior to tank installation. Slight capacity variations can result due to installation applications.
- Capacities shown are tank manufacturer's listed water capacity (W.C.) Actual filled LP capacity is 80% of listing due to overfilling prevention device on tank.
- Actual towing capacity is dependent upon your particular loading and towing circumstances, which includes the GVWR, GAWR and GCWR as well as adequate trailer brakes. Please refer to the Operator's Manual of your vehicle for further towing information.
- See separate chassis warranty.
- See your dealer for complete warranty information.

Not all items available in combination. See dealer for details.

Winnebago Industries® continuing program of product improvement makes specifications, equipment, model availability and prices subject to change without notice. Comparisons to other motor homes are based on the most recent information available at printing.

Exteriors

The Legacy Rolls On

For more than fifty years, Winnebago Industries® has been creating the RVs and motor homes that have enabled people to live their dreams, see the country, visit friends and enjoy more time together as a family. The Access continues the Winnebago legacy of combining innovations, features and quality in a coach you'll be proud to call home.



Black/Gold Metallic
STANDARD GRAPHICS



Light Pearlstone Metallic
DELUXE GRAPHICS



Iron Gray Metallic
DELUXE GRAPHICS




THE MOST RECOGNIZED
NAME IN MOTOR HOMES™

Interior Décor


Choose from three fabric collections and four cabinet woods with satin nickel hardware.



Beechnut with available Putty UltraLeather™



Autumn Moss with available Bark UltraLeather



Silver Ice with available Putty UltraLeather



Sierra Maple

Belmont Maple

Forest Cherry

Coffee-Glazed
Sierra Maple



Built by Winnebago Industries. Built to last.

Winnebago motor homes are built by Winnebago Industries, the company that defined motor homes. The company that built its reputation on quality construction. The company that transformed the motor home concept into a way of life.



Today, Winnebago Industries brings that reputation for quality and more than fifty years of RV innovation to the design and construction of every motor home. It's all a part of SuperStructure®, our exclusive system of proprietary structural components that instills in each motor home improved strength and durability.

Solid Foundation Steel and aluminum truss work provides a solid, flat foundation for the floor and sidewalls. Our engineers enhance the handling and stability by taking special care to properly distribute the weight of all components.



Interlocking Joints

The floor, sidewalls and roof are all integrally connected using interlocking joints. This ensures the Access body is a cohesive unit with maximum strength and durability.

Attention to Detail Whether it's sending every Access through a high-pressure water tunnel to check for leaks or labeling individual wires and barcoding parts to save time and frustration during service, Winnebago Industries considers every detail to ensure your Winnebago motor home provides you with years of pleasure.

Strong as Steel Key appliances and cabinetry are secured to a metal substructure for added stability and safety.

E-Coating Winnebago Industries employs an automotive-style dip tank process to apply an advanced electro-deposition coating on critical steel components for corrosion protection.

Thermo-Panel® Sidewalls Invented by Winnebago Industries, Thermo-Panel construction combines a fiberglass panel, high-density block-foam insulation and aluminum support structures to create some of the most long-lasting, lightweight sidewalls in the industry.



Winnebago 1-year-old fiberglass roof



Competitor's 1-year-old rubber roof

Fiberglass Roof The Access features a crowned, one-piece fiberglass roof, backed with a 10-year limited parts-and-labor roof skin warranty. Fiberglass offers superior strength, attractiveness and durability over the rubber roofs found on many competitive models which can chalk, streak and degrade over time. Fiberglass also provides increased puncture and tear resistance.



GoWinnebago.com
Visit us on the web for more information on all of our motor homes, the latest product updates and a host of web-exclusive content.



Take a Tour We're proud of our process, state-of-the-art facilities and the people who make Winnebago Industries number one. We invite you to visit our complex in Forest City, Iowa, for a first-hand look at the dedication and technology behind every motor home we build.



Recognized Quality The Recreation Vehicle Dealer Association annually rates RV manufacturers and awards the Quality Circle Award to manufacturers that provide exceptional products, service and support. Winnebago Industries is proud to be the only manufacturer that has received this award every year since its inception.



Committed to Service We back our motor homes with the industry's best service after the sale:

- 12-month/15,000-mile basic limited warranty
- 36-month/36,000-mile warranty on structure
- 10-year standard limited parts-and-labor roof skin warranty
- Complimentary 24-hour roadside assistance program

- RV Technical Assistance Hotline
- RV Service Appointment Assistance
- Emergency Trip Interruption
- Emergency Message Service
- Nationwide Trip Routing
- Fee-Free Travelers Cheques



- TripSaver Fast Track Parts guarantees that in-stock warranty parts ship directly to your dealer within 24 hours
- National dealer service network



WIT Club Winnebago owners are like family. Joining the Winnebago-Itasca Travelers Club is a great way to meet and travel with other Winnebago enthusiasts. Members enjoy:

- Caravans and rallies
- Local and state group activities
- RV travel benefits

For Sales and Service Information Contact:



THE MOST RECOGNIZED
NAME IN MOTOR HOMES™

NYSE listing: WGO

Printed in USA

Seat belts are your most important hookup. Always buckle up.

© 2009 Winnebago Industries, Inc.