

2008

# BIG SKY



Montana



ENDLESS LUXURY YOU'LL LOVE TO LIVE WITH  
**BIG SKY** BY MONTANA, AMERICA'S BEST SELLING FIFTH WHEEL FOR SIX CONSECUTIVE YEARS!

# WE'VE GONE TO GREAT LENGTHS TO MAKE YOU FEEL AT HOME.

The newly designed Big Sky Fifth Wheel, by Montana, combines endless luxury with great styling and durable residential appointments to create maximum enjoyment during life's best times. Big Sky's quality construction, abundant storage, easy towing and luxurious amenities enhance your travel experience during the rigors of everyday life on the road. Big Sky offers excellent livability, comfort, and convenience whether you are parking for the night or finding a special place to become your home away from home.

From the excitement of our big-screen color television with home theater surround-sound to the ultra comfortable furnishings including designer décor ensembles, spectacular twelve cubic foot four door refrigerator and refined exterior graphics package, we've combined luxury with functional amenities that allow the RV lifestyle to be lived to the fullest. We've carefully selected every item to provide long-lasting comfort and durability with hassle-free use. The Big Sky provides the ultimate living space for you to enjoy.

You'll love the luxury features we've packed into every Big Sky and you'll appreciate the experience and dedication Montana's team designs into every detail!

Wherever you park for the night, your Big Sky is your home away from home.



The 340RLQ Big Sky living room entertainment center allows the 32" Big Screen High Definition LCD TV and multi-disc DVD player with home theater surround sound to be enjoyed from the comfort of our overstuffed designer glider/recliners. The large desk area (shown with optional high back desk chair) is equipped with tremendous work space and two huge file drawers. The decorative electric fireplace provides 5,100 BTU's of additional warmth for cozy wintertime use. This Big Sky living area is perfect for entertaining a large group or snuggling with that special someone.

Right: Optional leather recliners offer additional luxury and comfort.





Left: The pedestal-free dinette-table provides maximum leg room for you and your guests. The supple fabrics add comfort and style. Shown here in Aspen Forest decor.



Above and below: The Big Sky air mattress hide-a-bed is unlike any other brand available. Our unique design provides a full width drawer for added storage space as well as a full 60" X 80" queen sized inflatable air mattress for added comfort. Your guests will enjoy the added luxury of this Big Sky innovation!



Left: The Big Sky galley offers residential cooking possibilities with our 12 cubic foot 4 door refrigerator, 30" convection microwave with built-in fan, huge gas oven and high output range with flush mount cover. The "Big Sky Cherry" hardwood cabinetry with designer pewter hardware and faucet, high-gloss, polished solid surface counter top, and molded sinks make the Big Sky's kitchen as beautiful as it is functional for special occasions and everyday use.



# IN THE LAP OF LUXURY.

Discriminating buyers will certainly appreciate the abundance of high-quality amenities we've designed into the Big Sky Fifth Wheel as well as the unmatched level of style, quality and attention to detail that we take great pride in delivering to each customer.

From the elegance of our rich "Big Sky Cherry" cabinetry with deluxe slide room trim to the textured carpeting and luxurious fabrics, you'll discover that Big Sky offers an unmatched level of style usually reserved for units costing several thousands more. Exceptional features abound throughout the Big Sky such as our full high-gloss gel-coated exterior with a convenience center for utility connections, electric fire place, king bed and color TV in the bedroom, as well as solid surface counters polished to a high gloss finish. Yet, with all this luxury, Big Sky remains extremely value-centered, offering an affordable fifth wheel that allows you to enjoy expensive tastes without the huge price tag normally associated with such an impressive offering.

Right: The Big Sky's marbled shower features an adjustable spray head in pewter finish, soap dish, skylight, shower seat, and full glass enclosure which make preparing for the day a luxurious experience.



You'll appreciate the comfort of Big Sky's king sized bed, elegant quilted spread and cushy pillows with matching shams and designer throw pillow. Our deluxe padded headboard and decorative pewter reading lights allow your favorite books to be enjoyed in the total comfort of your new haven. Closet space abounds in this 340RLQ Big Sky with access to tremendous closet space on each bedside area. (Shown in Golden Vista décor)



Above: The Big Sky's color TV is mounted in an easy swing-out cabinet for the perfect viewing angle from all bedroom areas. Spacious dresser-drawers adorn both the wall and front closet area allowing both occupants ample room to store all of their personal belongings. We've even lined the huge front closet with cedar panels and designed a shoe rack and handy storage shelf.

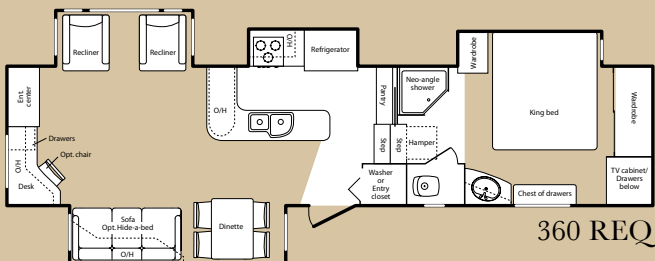
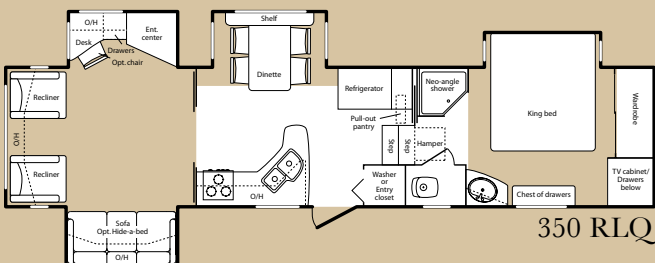
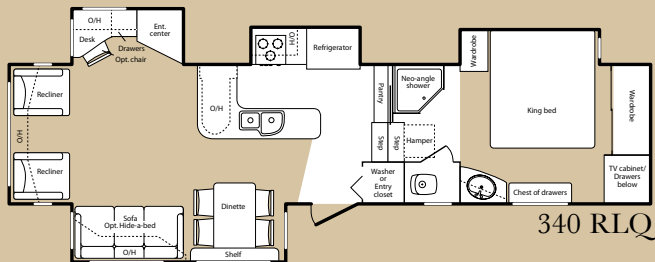


Above: The pillow-top king-size bed provides extra comfort to relax and enjoy a good night's sleep. (Shown here in Aspen Forest décor.)

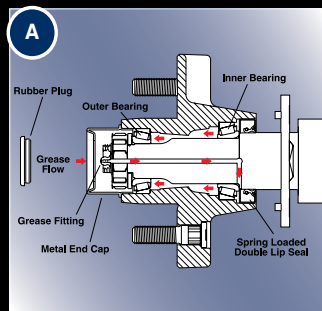


The 340RLQ Big Sky provides tremendous luxury, comfort and unmatched elegance with a living space designed to enrich your enjoyment beyond the typical RV experience. The Big Sky's designer furniture ensemble combined with its luxurious amenities make the Big Sky a place you're sure to enjoy calling your home away from home. The Big Sky has truly captured the essence of endless luxury that until now was reserved for only those customers interested in top of the line fifth wheels or much more expensive motor homes. (Shown in Golden Vista décor)

# FLOORPLANS



# FEATURES



- A. Easy-lube axles can be lubricated without removing the wheel.
- B. Attic vents provide vital escape routes for unwanted moisture that can accumulate with extended use.
- C. "Tailgate Compatibility" means there's no need for a special tailgate; just drop it down and hitch up the Montana.
- D. The convenience center provides access to all major exterior plumbing functions and enclosed dump valves.
- E. The hidden laundry chute enables you to keep your RV home organized and clean.
- F. Big Sky's elaborately designed curio cabinet provides storage and beauty to your unit.
- G. There's even a full sized coat closet and available stacked washer and dryer!

Welcome Home! As you enter your new Big Sky, look carefully at the attention to detail we've placed within the first few feet of the entryway. We've placed durable linoleum to provide lasting beauty, a fire extinguisher and flashlight for safety, and single access switch console for added convenience. Everything you need to enjoy your life on the road.

# SPECIFICATIONS

	340RLQ	350RLQ	360REQ
Shipping Weight	12595	12040	12240
Carrying Capacity	3010	3425	3270
Hitch	2105	1965	2010
Exterior Length	37' 9"	37' 9"	37' 9"
Exterior Width	8'	8'	8'
Ext Height - Top of A/C	12' 6"	12' 6"	12' 6"
Fresh Water Capacity	64	64	64
Waste Water Capacity	38	38	38
Grey Water Capacity	76	76	76
LPG Capacity (lb)	60	60	60
Tire Size	235/80R16E	235/80R16E	235/80R16E



# DESIGNED FOR DURABILITY

## ROOF (R-14)‡

1. One-Piece EPDM Rubber Roof Membrane
2. Aluminum Radius Roof Transition Molding
3. 3/8" Roof Decking
4. 5" Fabricated galvanized Steel Truss Rafter on 16" Centers
5. Fiberglass Insulation
6. Ceiling Decking with Vinyl
7. Aluminum wrapped AC duct
8. Vented attic
9. 15,000 BTU A/C
10. Wire Harness
11. Rear Ladder

## SIDEWALLS (R-9)

1. Gel-Coated High-gloss Fiberglass
2. 1/8" Luan Board
3. Second Layer 1/8" Luan Board with Seams Staggered
4. Solid Block Insulating Foam
5. Interior Decorator Board
6. 2" Welded Aluminum Wall Studs
7. Electro-Galvanized Sheet (EGS) Metal Backing Strips
8. 30"x74" Entry Door with Window
9. Fold-Away Grab Handle
10. Aluminum Patio Awning
11. Scare Light
12. Fiberglass front cap with improved "Turn Right" turning radius and hitch vision mirror.
13. Heavy duty high-gloss insulated baggage doors

## FLOOR (R-21)‡

- |   |  |
|---|--|
| <ol style="list-style-type: none"> <li>1. Powder-coated 10" Steel "Rolled" I-Beam</li> <li>2. 3" Welded Aluminum Floor</li> <li>3. 3" Large-Capacity Heat Duct</li> <li>4. 1/4" ABS Underbelly</li> <li>5. Astro-Foil Insulation (97% Heat Reflection)‡</li> <li>6. Full Radius-wrap Aluminum Enclosure</li> <li>7. Moisture Barrier</li> <li>8. Fiberglass Insulation</li> <li>9. 5/8" Seamless Floor Decking</li> <li>10. Rebound Carpet Pad</li> </ol> | <ol style="list-style-type: none"> <li>11. Residential-Grade Textured Carpeting with Stain Protectant</li> <li>12. 2" Heat Duct from Furnace into underbelly</li> <li>13. Enclosed and Insulated Water Lines</li> <li>14. LP Bottle</li> <li>15. Service Bay</li> <li>16. Heavy-duty Linoleum</li> <li>17. Hitch Pin</li> <li>18. Easy Access Adjustable Snap Jack Pins</li> <li>19. Heavy Duty 8-Lug Aluminum Wheels</li> </ol> |
|---|--|

### ZERO DEGREE

TESTED AND APPROVED FEATURES  
ENHANCE FOUR-SEASON LIVING.

- Vented attic
- Enclosed heated dump valves
- Enclosed heated holding tanks
- Insulated water lines along frame
  - Digital thermostat
  - heated stool room
- Arctic insulation packages with higher R-values
  - Enclosed low point drain shut-off valves
  - Fully enclosed underbelly ABS



## Big Sky Standard Exterior Features

- Heavy-duty Dyna-span roof and floor decking
- Double welded aluminum-framed walls and floor
- 2" laminated exterior walls with double layer plywood backing
- Heavy Duty 5" steel C-channel roof rafters
- Seamless rubber roof with 12 year manufacturer's warranty
- Outstanding exterior pass-thru cargo storage with dual 12V lights
- Insulated high-gloss baggage doors with side mount hinges on road side
- Radius lower fender skirt wrapped into underbelly for improved aerodynamics
- Heated, insulated and enclosed holding tanks tested for zero degree use
- Fully enclosed underbelly with heavy duty ABS panels and reflective foil insulation
- 16" steel belted radial tires
- Heavy duty 8-lug aluminum wheels
- High-rise extra-wide folding steps for lower entry height
- Flip-up shelf in front cargo area
- "Wide Stance" power front jacks with adjustable snap pins
- In-floor heated water lines near furnace duct for added radiant heat
- Two Patio scare lights: door and roadside
- Full length rain gutters with down spouts
- Full sized 30" wide entry door with screen and dead bolt lock
- Fold-away entry/exit handle
- 110 volt and co-ax outlets in basement area
- Spare tire and crank down carrier
- Deep tinted safety glass windows that all open for ventilation
- Egress/exit emergency escape windows
- Lexan clearance and marker lights
- "Safety-view" rear lighting
- "Perma-seal" full perimeter slide room wiper and bulb seals
- Extended heavy duty hitch pin and break away switch

## Standard Interior Features

- "Big Sky Cherry" hardwood cabinet doors and drawers
- Pre-drilled and screwed cabinet construction
- High-density sculptured carpeting and residential rebound padding
- Premium "Big Sky" designer upholstery and throw pillows with fabric protector
- Deluxe entertainment center with DVD/CD storage area drawer
- Heavy-duty residential full extension steel drawer glides
- Extra tall 6' 5" slide room ceiling height with flush-floor design
- Large residential overhead cabinets mounted in steel backer plates
- Computer work station with data port (most models)
- Flush floor slide rooms in living room area with R-14 reflective foil insulation

- Day/night shades throughout with designer vertical blind on "Mountain View" window
- Designer ceiling fan with pewter light fixture
- Fantastic Fan with rain sensor in kitchen area
- Deluxe crown molding trim at ceiling
- "Big Sky Cherry" accent trim on interior window frames
- Designer pleated window curtains and valences
- Heavy-duty leather touch vinyl clad ceiling panels
- High-intensity Halogen lights in ceiling and under overhead cabinets
- Deluxe pewter 3 bulb entry door and dinette lights with glass fixtures

## Standard Kitchen Features

- Residential sized kitchen appliances
- Dual molded kitchen sink bowls with covers, cutting board and dish drain rack
- Deluxe high-arch pewter kitchen faucet with pull-out sprayer
- Extra wide and deep drawers with full extension guides and hardwood fronts
- Silverware drawer with tray
- Residential-sized overhead cabinets mounted in heavy-duty steel backer plates
- Heavy-Duty linoleum kitchen flooring and entryway
- Pewter cabinet and drawer hardware
- Concealed cabinet door hinges and sure-lock latches
- "Big Sky" dinette table mounted to wall with built-in cabinet and shelf
- "Big Sky Cherry" refrigerator door panels
- Deluxe pantry area
- Trash receptacle
- Large LP oven
- Cabinet toe kicks
- Pull-out kitchen workstation (N/A 350RLQ)
- Cookbook storage shelf (N/A 350RLQ)

## Standard Bathroom Features

- Textured glass shower enclosure
- Molded shelves and footrest in shower
- Adult height vanity with pewter faucet
- Seamless molded residential-sized bath sink
- Decorative pewter vanity light, towel ring, and paper holder
- Residential-style medicine cabinet with mirrored door
- Linen shelf with pewter towel bar
- Residential sized porcelain toilet with foot pedal flush
- Linoleum flooring in bathroom area
- Window with mini-blind in commode area
- Power vent fan in commode

## Standard Bedroom Suite

- Single level bedroom/bath suite
- King sized bed deck
- Under bed storage with lift assist struts
- Residential-sized chest of drawers with full extension guides
- Cable and roof satellite TV connections with dual LMB digital RG6 cable
- Shoe storage area in wardrobe
- Bedside night stand shelves
- Designer window valences with Day/Night Shades
- Enlarged residential sized front closet with reinforced shelf
- Smoke detector
- 110 Volt outlet in front bedroom closet near bedside

## Utilities

- 12 gallon water heater with quick recovery system
- Remote water heater switch
- 35,000 BTU furnace with zero degree use rating
- 15,000 BTU A/C with quick cool vent

- No-fuss, "Freeze-guard"™ winterizing kit
- "Access One" Systems monitor panel and switch location
- 75-amp power converter, 50 amp electrical service
- 50-amp detachable, marine power cord
- Automatic ignition furnace with direct flow in-floor ducts
- Phone jack / data port
- Cable connection and roof top dual LMB Satellite TV hook-up
- Fresh water system 67 gal.; Grey water 76 gal.; Black water 38 gal.
- Carbon monoxide and LP gas detector
- Sewer hose storage area and battery box
- Battery disconnect switch
- Quick connect coil hose with sprayer
- Central electric fuse and breaker panel with LED light indicator for blown fuses
- Easy-Access™ quick fill dual LP bottles with auto change-over
- Exterior LP grill connection
- Black tank waste flush system
- "High-flow" water pump
- Pre-wired for Generator prep

## Big Sky Premium Package

- New "Big Sky" raised-arch roof profile
- High gloss gel-coated fiberglass exterior walls and doors
- Deluxe power patio awning
- "Big Sky" aerodynamic front and rear fiberglass caps
- Premium "Big Sky" polished aluminum wheels
- Big Screen 32" LCD TV with pull-out swivel tray
- Six disc DVD/CD player with 5.1 surround sound
- 12 cubic foot 4 door residential refrigerator
- Two "Big Sky" designer glider/recliners w/wood trim
- Air mattress hide-a-bed sofa with storage drawer and wood trim
- Wall mounted pedestal-free dinette table w/wall cabinet and 4 "Easy-Store" chairs
- 30" residential convection/microwave oven with integrated exhaust fan
- High Gloss Polished solid surface kitchen counter tops
- 5,100 BTU electric fireplace w/ deluxe mantel
- "Big Sky Cherry" cabinets with pewter hardware
- "Big Sky Cherry" designer slide room fascia
- "Big Sky Cherry" crown molding trim
- "Big Sky Cherry" designer bath door with decorative glass and mirror insert
- Deluxe "Big Sky" exterior graphics and logos

## Big Sky Value Package

- 6750 lb. Dexter E-Z lube axles
- Mor/Ryde suspensions system
- Power front and rear stabilizer jacks
- High output range w/ auto ignite and flush mount cover
- Roof ladder
- Outside shower
- Sky dome over shower
- Brinks hidden safe
- Dual LMB Satellite prep for roof mount system
- Deluxe porcelain toilet
- Stackable or combo Washer/dryer/ prep
- "Big Sky Cherry" sofa and end table with pewter lamp
- "Stor-More" drawers in bedroom front closet
- Arctic Insulation Package tested for zero degree use

## Comfort and Convenience Group:

- Central vacuum system
- Deluxe king sized pillow top inner-spring mattress

- Padded fabric headboard with wood trim accent
- 20" flat screen bedroom TV with swing out cabinet
- Linoleum and fire extinguisher at entryway
- Two-tier kitchen sink-covers with dish drain rack and cutting board
- "Big Sky" designer pewter reading lights over bed, sofa and recliner areas
- Lighted, cedar-lined bedroom closet with shoe rack
- High Gloss polished solid surface bath vanity and molded sink
- Marbled shower with glass enclosure and pewter towel bar
- Pewter shower spray head with adjustable height and soap dish
- Basement convenience center for outside plumbing and electric connections
- Front cap design improves overall turning radius
- Hitch Vision Mirror on front cap
- Hitch light
- Wire and frame for 2nd Air Conditioner
- Vented attic
- Deep tinted safety glass windows
- TV antenna with digital/analog signal booster
- Hydraulic slide room selector switch
- Whole coach water filtration system
- Laundry chute to basement
- Water heater by-pass kit and winterization valve
- Enclosed and insulated waste dump valves
- TV connection in basement
- Pre-wired for rear-view camera system

## Big Sky Exterior Options

- Slide-room awning package (quad slides)
- Dual pane safety glass windows
- 18" wide full width pass-thru basement slide tray

## Big Sky Interior Options

- Designer garden tub w/glass enclosure IPO shower
- Soft Touch/Leather Recliner/Glider IPO Cloth
- 2nd Soft Touch/Leather Recliner/Glider IPO Cloth
- Soft Touch/Leather Sofa IPO Cloth
- Additional High back dinette/desk chair

## Equipment Options

- Second 13,500 BTU air conditioner in bedroom
- Fantastic Fan w/ rain sensor in Bedroom, Bath, or commode area(s)
- Generator prep (designed for Onan LP Gas 5.5 KW specs)
- 5.5 KW LP Generator in front storage area (deletes flip-up shelf)
- Combination Washer/Dryer
- Stacked Washer/Dryer
- Mor/Ryde hitch pin
- Roof-top automatic satellite dish

## Big Sky is a Division of



2642 Hackberry Dr.  
Goshen, IN • 46526  
574.535.2100  
www.keystone-bigsky.com

## Your Big Sky Dealer:



Product information is as accurate as possible as of the date of publication of this brochure. Features, floor plans, and specifications are subject to change without notice. Please also consult Keystone's web site at keystone.com for more current product information and specifications. **Tow Vehicle Disclaimer. CAUTION:** Owners of Keystone recreational vehicles are solely responsible for the selection and proper use of tow vehicles. All customers should consult with a motor vehicle manufacturer or their dealer concerning the purchase and use of suitable tow vehicles for Keystone operations. Keystone disclaims any liability or damages suffered as a result of the selection, operation, use or misuse of a tow vehicle. **KEYSTONE'S LIMITED WARRANTY DOES NOT COVER DAMAGE TO THE RECREATIONAL VEHICLE OR THE TOW VEHICLE AS A RESULT OF THE SELECTION, OPERATION, USE OR MISUSE OF THE TOW VEHICLE.** June 2007