

2007
WINNEBAGO
Vista®



VISTA



30B Harvest Moon with Sierra Maple

WEB SMARTSPACE

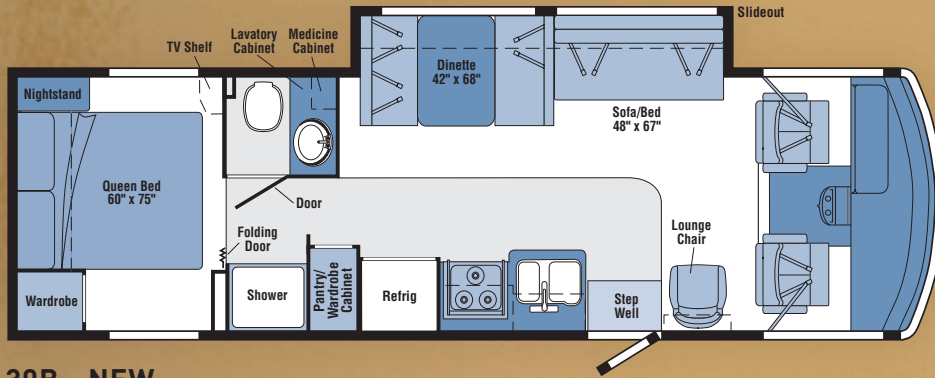
Class A comfort at a great price.

Moving up to Class A comfort has never been easier, thanks to the affordable new 2007 Winnebago Vista.[®] A Winnebago through and through, Vista features SmartSpace[™] design elements that make the most of the available space. You'll appreciate how convenient it is to bring along your gear with the abundance of storage space, including a large compartment under the bed that can be accessed from the

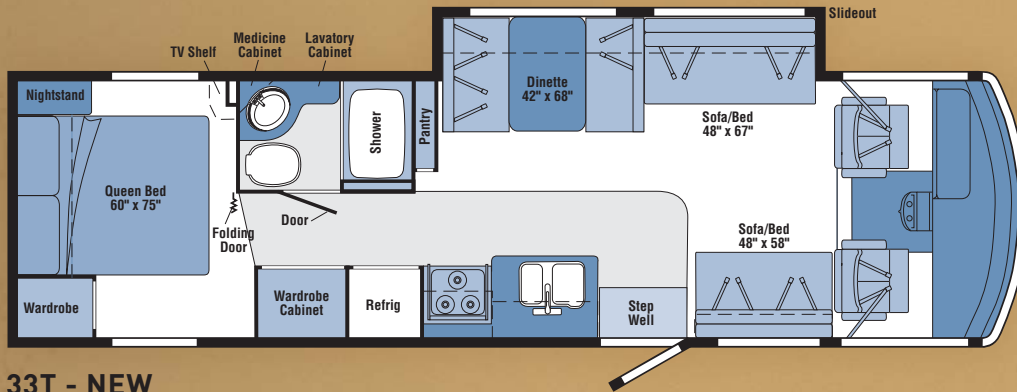
exterior rear or passenger-side door. Of course, Class A motor homes are all about comfort and style, and the Vista doesn't disappoint with an expansive slideout, a 24" TV, queen-size bed and beadboard cabinet doors with satin nickel hardware. If you're ready to move up to Class A comfort and convenience, you'll find yourself at home in the Winnebago Vista.



Note: Dimensions shown are for sleeping space only and may vary due to styling differences. Dashed lines denote overhead storage areas.



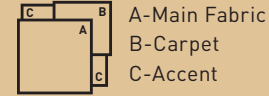
30B - NEW



33T - NEW

Interior Decor

Choose from two fabric selections with Sierra Maple wood.



Sierra Maple



Harvest Moon



Willowstone

Exterior Graphics



Dark Blue Metallic

WEIGHTS & MEASURES	30B NEW	33T NEW
Length	30'9"	33'8"
Exterior Height¹	12'3"	12'3"
Exterior Width²	8'5.5"	8'5.5"
Exterior Storage³ (cu. ft.)	145.8	158.2
Awning Length	16'	18'
Interior Height	6'8"	6'8"
Interior Width	8'0.5"	8'0.5"
Freshwater Capacity w/Heater⁴ (gal.)	42	42
Holding Tank Capacity⁴ - Black/Gray (gal.)	41/57	41/57
LP Capacity⁵ (gal.)	18	18
Fuel Capacity (gal.)	75	75
GCWR⁶ (lbs.)	26,000 ^A	26,000 ^B
GVWR (lbs.)	18,000 ^A	20,500 ^B
GAWR - Front (lbs.)	7,000 ^A	7,500 ^B
GAWR - Rear (lbs.)	11,000 ^A	13,500 ^B
Wheelbase	190"	208"

Standard - S	Optional - O	30B	33T
AUTOMOTIVE/CHASSIS			
A - Ford® F53 Chassis - 6.8L Super Duty SOHC EFI 3-Valve Triton® V10 engine, 362-hp, TorqShift™ 5-speed automatic overdrive transmission, hydraulic brakes, 3-Channel ABS, 130-amp. alternator, Tire Tools wrench & leverage bar		S	
B - Ford F53 Chassis - 6.8L Super Duty SOHC EFI 3-Valve Triton V10 engine, 362-hp, TorqShift 5-speed automatic overdrive transmission, hydromax brakes, 4-Channel ABS, 130-amp. alternator, Tire Tools wrench & leverage bar			S
Trailer Hitch⁶ 5,000-lb. drawbar/500 lbs. maximum vertical tongue weight & wiring w/7-pin connector		S	S
Leveling Jacks hydraulic, manual controls located on dash, Wheel Liners stainless steel, Spare Tire		O	O
CAB AREA & DRIVER CONVENIENCES			
Cab Seats (Fabric) armrests, lumbar support (fixed), multiadjustable slide/recline & swivel, Convenience Tray w/ cupholders, Cruise Control , Map Lights , Powerpoint 12-Volt DC/Cigarette Lighter , Steering Wheel tilt w/power-assist, Sunvisors manual (2), Window (driver & passenger) partial slider w/screen, Windshield Wipers intermittent		S	S
Monitor System rearview b/w w/single camera & 1-way audio, Audiovox®		O	O
ENTERTAINMENT			
Radio® (Cab) AM/FM stereo/CD, speakers (4), C.B. Wire Prep , DVD cable ready, Radio Antenna roof-mounted, rubber, Radio Power Switch main/auxiliary battery, Satellite System Ready , TV 24" color AC stereo w/remote, TV Enhancement Package antenna (amplified), 12-volt DC powerpoints, interior jacks, exterior jack, coax wiring, cable input, splitter, TV shelf		S	S

Standard - S	Optional - O	30B	33T
INTERIOR			
Ceiling fabric, Countertops laminate, Curtain wraparound w/track (front), DC Receptacle , Lights ceiling, incandescent, Roof Vent powered (bath), non-powered (lounge), Shades pleated (lounge, dinette & bedroom), Telephone Input interior jack, Wainscoting w/Chair Rail		S	S
FURNITURE			
Dinette w/access to storage below, cupholders, Sofa/Bed(s) w/storage below		S	S
Lounge Chair swivel/slide		S	
GALLEY			
Faucet dual-control, Microwave Oven , Pantry , Range Hood vented w/light & fan, Range Top 3-burner w/pot & pan drawer, Receptacles duplex, Refrigerator/Freezer double-door		S	S
Range 3-burner (1 high-output) w/oven		O	O
BATH			
Cabinets lavatory, medicine, Faucet (Lavatory) dual-control, Faucet (Shower) dual-control w/flexible showerhead, Shower Door retractable, Shower Skylight		S	S
BEDROOM			
Bed queen w/innerspring mattress, Bedsread		S	S
EXTERIOR			
Awning Rails w/rain gutters, Door entrance w/separate screen door, deadbolt lock, Entrance Door Steps double, electric w/doorjamb switch, Light porch w/interior switch, Mirrors manual adjust w/convex, Mudflaps front, Receptacle AC duplex, Sidewall Skin 1-piece smooth fiberglass, Storage Compartments w/trunk liner		S	S
Awning patio, Ladder , Mirrors electric/remote w/defrost		O	O
SYSTEMS			
HEATING/AC - Automotive Heater/Air Conditioner blend air system		S	S
Air Conditioner (Roof) 14,800 BTU, ceiling-ducted w/wall thermostat, Furnace 30,000 BTU, low-profile, ducted, in-floor, Generator 4,000-watt, Onan® MicroQuiet™ gas		S	
Air Conditioners (2) (Roof) high-efficiency/ceiling-ducted w/wall thermostat, PowerLine® energy management system, Furnace 35,000 BTU, low-profile, ducted, in-floor, Generator 5,500-watt, Onan® Marquis Gold™ gas			S
ELECTRICAL - Auxiliary Start Circuit, Battery (Coach) Group 24 deep-cycle, Battery (Coach) Disconnect System , Dual Battery charge control, Electrical Distribution System AC breakers, DC fuses, 45-amp. converter/charger (30B only), AC breaker panel, DC breaker panel, 45-amp. converter/charger (33T only), Generator Prep Kit , OnePlace® Systems Center wall-mounted, energy management display (33T only), battery condition gauge, generator hourmeter gauge, generator start/stop switch, heating & A/C thermostat, holding tank levels, LP tank level, water heater lights, water heater switch, water pump switch, water tank level, Power Cord 30-amp.		S	S
PLUMBING - Service Center tank fill, city water hookup w/diverter valve, drainage valves, portable satellite dish hook-up, cable TV hook-up, power cord, telephone input, light, Tank holding, heated compartment, Tank LP, permanent mount w/gauge, TrueLevel™ holding tank monitoring system, Water Heater 6-gallon, electronic ignition, LP gas, Water Pump demand, Water System Winterization Package water heater bypass valve, siphon tube		S	S

Standard - S	Optional - O	30B	33T
SAFETY			
Assist Bar interior, Bumpers front & rear, Child Seat Tether Anchor , Detectors/Alarms LP leak, smoke, carbon monoxide, Fire Extinguisher 10 BC, Ground Fault Interrupter , Brakelamp high-mount, Seat Belts cab, 3-point, Seat Belts lap (in selected areas), Window escape, Windshield laminated safety glass		S	S
WARRANTY⁷			
12-month/15,000-mile basic warranty⁸ 36-month/36,000-mile limited warranty on structure⁹ 10-year limited parts & labor warranty on roof skin⁵		S	S

- The height of each model is measured to the top of the tallest standard feature and is based on the curb weight of a typically equipped unit. The actual height of your vehicle may vary by several inches depending on chassis or equipment variations. Please contact your dealer for further information.
- Vista floorplans feature a wide-body design - over 96 inches. In making your purchase decision, you should be aware that some states restrict access on some or all state roads to 96 inches in body width. Before making your purchase decision, you should confirm the road usage laws in the states of interest to you.
- The load capacity of your motor home is designated by weight, not by volume, so you cannot necessarily use all available space when loading your motor home.
- Capacities are based on measurements prior to tank installation. Slight capacity variations can result due to installation applications.
- Capacities shown are tank manufacturer's listed water capacity (W.C.). Actual filled LP capacity is 80% of listing due to overfilling prevention device on tank.
- Actual towing capacity is dependent on your particular loading and towing circumstances, which includes the GVWR, GAWR and GCWR, as well as adequate trailer brakes. Please refer to the Operator's Manual of your vehicle for further towing information.
- See separate chassis warranty details.
- See your dealer for complete warranty information.

NA Not Available.
 Not all items available in combination. See dealer for details.
 Winnebago Industries® continuing program of product improvement makes specifications, equipment, model availability and prices subject to change without notice. Comparisons to other motor homes are based on the most recent information available at printing.

For Sales and Service Information Contact:

©2006 Winnebago Industries, Inc. Printed in USA



winnebagoind.com / NYSE listing: WGO
 Seat belts are your most important hookup. Always buckle up.