

HOLIDAY RAMBLER ✨ 2004 TRAVELER



REDISCOVER AMERICA.



MEET THE CLEVEREST COACH ON THE ROAD.



WHERE CAN YOU FIND THE PERFECT COMBINATION OF LUXURY AND AGILITY? IN THE 2004 TRAVELER. THIS SPORTY COACH RANGES FROM 26' TO 31', YET MAKES NO SACRIFICES WHEN IT COMES TO LIVABILITY. THANKS TO ITS INGENUOUS ELECTRO-MAJIC™ BED, YOUR SLEEPING QUARTERS LOWER FROM THE CEILING AT THE PUSH OF A BUTTON. AND THROUGHOUT THE DAY, YOU'LL ENJOY ALL THE COMFORTS YOU'D EXPECT FROM A HOLIDAY RAMBLER, INCLUDING YOUR CHOICE OF FOUR BEAUTIFUL DECORS, PLENTY OF FURNITURE SELECTIONS, A WELL-EQUIPPED KITCHEN AND STATE-OF-THE-ART ENTERTAINMENT OPTIONS — IN AN EASY-TO-DRIVE COACH THAT JUST MIGHT OUTSMART THEM ALL.



SHOWING OUR COLORS FOR 50 YEARS.

As part of our celebration, the 2004 Traveler is available in a 50th Anniversary Golden Heritage Package. This special edition includes many extra interior touches, including 50th anniversary logos on the cockpit seats, upgraded fabrics and carpeting, a unique Corian® countertop design, an embroidered throw in the living room, and additional pillows in the lounge area.




BETTER STAIN PROTECTION

Manufactured in, not added on. 3M Scotchgard™ Carpet Stain Release is applied during the carpet manufacturing process for a higher level of protection. Dupont Teflon® soil repellent is applied to virtually all upholstery fabric during the finishing process for superior coverage.*

*Brand and application of carpet or upholstery fabric protection may vary depending on date recreational vehicle was manufactured.




BAHAMA BAY




EXTERIOR COLORS | FABRICS | WOODS




BLUE WILLOW



PRUSSIAN GOLD



SANDPIPER



A Sofa B Accent C Bedspread D Carpet



VINTAGE OAK



MAPLE



REGAL CHERRY

S P E C I F I C A T I O N S

Weights (Ford)	26RB	26RB2	28RB	29RBD	30PBS	31SBD
Gross Vehicle Weight Rating (Lbs.)	18,000	18,000	18,000	20,500	20,500	20,500
Gross Combined Weight Rating (Lbs.)	23,000	23,000	23,000	25,500	25,500	25,500
Front Gross Axle Weight Rating (Lbs.)	7,000	7,000	7,000	7,000	7,000	7,000
Rear Gross Axle Weight Rating (Lbs.)	11,000	11,000	11,000	13,500	13,500	13,500

Weights (Workhorse)	26RB	26RB2	28RB	29RBD	30PBS	31SBD
Gross Vehicle Weight Rating (Lbs.)	17,000	17,000	18,000	20,700	20,700	20,700
Gross Combined Weight Rating (Lbs.)	22,000	22,000	22,000	25,700	25,700	25,700
Front Gross Axle Weight Rating (Lbs.)	6,000	6,000	6,000	7,500	7,500	7,500
Rear Gross Axle Weight Rating (Lbs.)	11,000	11,000	12,000	13,500	13,500	13,500

Measurements	26RB	26RB2	28RB	29RBD	30PBS	31SBD
Wheelbase	158.5"	158.5"	178"	190"	178"	178"
Overall Length	26' 7"	26' 7"	28' 10"	29' 10"	30' 9"	31' 9"
Overall Height, Including A/C, Ford	11' 6"	11' 6"	11' 6"	11' 6"	11' 6"	11' 6"
Overall Height, Including A/C, Workhorse	11' 10"	11' 10"	11' 10"	11' 10"	11' 10"	11' 10"
Interior Height (Under Electro-Majic™ Bed/Throughout)	75"/78"	75"/78"	75"/78"	75"/78"	75"/78"	75"/78"
Interior Width	94.5"	94.5"	94.5"	94.5"	94.5"	94.5"
Exterior Width	100.5"	100.5"	100.5"	100.5"	100.5"	100.5"

Tank Capacities *	26RB	26RB2	28RB	29RBD	30PBS	31SBD
Water Heater * (Gal.)	6	6	6	6	6	6
Gray Tank * (Gal.)	39	39	39	39	39	—
Black Tank * (Gal.)	40	40	40	40	40	—
Fresh Tank * (Gal.)	60	60	60	60	60	—
LP Tank ** (Gal.)	24	24	24	24	24	24

* All tank capacities are estimated based upon calculations provided by the tank manufacturers and represent approximate capacities. The actual "usable capacity" may be greater or less than the estimated capacities based upon fabrication and installation of the tanks.

** Actual filled LP capacity is 80% of listing due to safety shut-off required on tank.

BODY CONSTRUCTION

Standard Features

- Alumaframe® Superstructure
- Steel Cage Cockpit Construction
- Peaked Aluminum Roof with Fiberglass Insulation
- Smooth Aluminum Exterior Walls
- Front and Rear Molded Fiberglass Caps with Integrated Bumpers
- Steel Framed Floor on Steel Trusses
- Laminated Structurwood™ Flooring
- Interior Paneling with 3/4" Insulation
- Foam Insulated Floor Framing with Luaun Backer
- One-Piece Engine Cover
- Power Heated Remote Exterior Mirrors
- Headlamps with Turn Signals
- Streamlined Baggage Doors with Integrated Single Handle Latches
- One-Piece Polyethylene Storage Compartment
- Wheel Mud Flaps
- Painted Mask and Skirt with Vinyl Exterior Graphics
- Rear Ladder
- Interior Rubber Entry Step
- Exterior Double Entry Steps
- Undercoating

Options

- Full Length Holiday Rambler Mud Flap

FORD CHASSIS/ENGINE/SUSPENSION

Standard Features

- Electronic Fuel Injection Gasoline Engine 6.8L V10
- Cubic Inch Displacement 415~6.8L
- Torque @ 3250 RPMs 425 lb./ft.
- 4-Speed Automatic Transmission with Overdrive
- Fuel Tank Capacity 75 Gallon
- 130 Amp Alternator
- Rear Axle Ratio 5.38:1
- Radial Tires 245/70R/19.5F
- Stainless Steel Wheel Liners
- Leaf Spring Suspension
- ABS Brake System
- 5,000 Lb. Hitch Receiver with Connector
- SmartStructure®

WORKHORSE CHASSIS/ENGINE/SUSPENSION

Standard Features

- Electronic Fuel Injection Gasoline Engine 8.1L V8
- Cubic Inch Displacement 496~8.1L
- Torque @ 340HP 455 lb./ft.
- 4-Speed Automatic Transmission with Overdrive (26RB, 26RB2, 28RB)
- 5-Speed Automatic Transmission with Overdrive (29RBD, 30PBS, 31SBD)
- Fuel Tank Capacity 60 Gallon (26RB, 26RB2, 28RB)
- Fuel Tank Capacity 75 Gallon (29RBD, 30PBS, 31SBD)
- 145 Amp Alternator
- Rear Axle Ratio 4.63:1 (26RB, 26RB2, 28RB)
- Rear Axle Ratio 4.88:1 (29RBD, 30PBS, 31SBD)
- Radial Tires: 225/70R/19.5 (26RB, 26RB2, 28RB)
- Radial Tires: 245/70R/19.5 (29RBD, 30PBS, 31SBD)
- Stainless Steel Wheel Liners
- Leaf Spring Suspension
- ABS Brake System
- Hitch Receiver with Connector (5,000 29RBD, 30PBS, 31SBD) (4,000 26RB, 26RB2) (3,000 28RB)
- SmartStructure®

Options

- Manual Hydraulic Leveling System

COCKPIT

Standard Features

- Fiberglass Automotive Dash with Roman Bronze Instrumentation Panel and Two Tone Dash Vinyl
- CD Player/Radio with Four Speakers
- Multi-Positioned Sunvisors
- Front Privacy Drape with Tie Backs
- Rear Vision System with 7" Monitor and Audio
- Intermittent Windshield Wipers
- Tilt Steering Wheel
- Cruise Control
- Power Steering
- Electric Automotive Horn
- Center Console with Cup Holder and Snack Tray
- Side Cup Holders for Co-Pilot Seat with Magazine Rack Below

- Fabric Pilot and Co-Pilot Recliner Seats with Six-Way Power Pilot Seat
- Carpeted Driver and Passenger Floor Mats
- Dash Workstation
- Smoked Plexiglas® Cabinet Doors over Entertainment Center Systems
- Secure Front Cab over TVs with Steel Framing (N/A: 30PBS)

Options

- Six-Way Power Co-Pilot Seat
- Soft Touch Vinyl Pilot and Co-Pilot Seats
- Power Sunvisors
- Pilot and Co-Pilot Pull Down Sun Shades
- CB Radio Prep
- Air Horn
- Driver's Side Door with Full Electric
- Ten-Disc CD Player
- AM/FM Cassette, Deletes CD Player

APPLIANCES AND ACCESSORIES

Standard Features

- Large Double-Door Refrigerator with Ice Maker
- High-Output 3-Burner Cooktop
- Bi-Fold Range Cover
- Spacesaver Microwave with Touch Control
- 27" Stereo TV with Remote Control in Cockpit Living Area (N/A: 30PBS)
- 25" Stereo TV with Remote Control in Living Area (30PBS, 31SBD)
- TV Wired through Ceiling Speakers (N/A: 30PBS)
- TV Antenna with TV Jacks
- VCR Prep and Video Control Box with Booster
- Dual Exterior Hook-Ups for DSS and Cable
- Cable TV Hook-Up and Telephone Jacks
- Exterior Gas Line Hook-Up Prep for LP Accessories

Options

- Large Four-Door Refrigerator with Ice Maker (N/A with Roll-Out Pantry) (N/A: 29RBD, 30PBS, 31SBD)
- High-Output Three-Burner Range with Oven

- Spacesaver Convection Microwave with Touch Control
- Washer/Dryer Prep (Requires 10 Gal. Water Heater Option) (26RB, 31SBD)
- Combination Washer/Dryer (Requires Washer/Dryer Prep) (26RB, 31SBD)
- VCR
- DVD Player
- Fully Automatic Digital Satellite System
- Exterior Entertainment Center, CD Player Radio with Two Speakers (N/A: 29RBD)
- Fireplace (30PBS, 31SBD)

INTERIOR

Standard Features

- Vintage Oak Cabinetry
- Raised Panel Cabinet Doors on Overhead Cabinets, Flat Panel Doors on Base Cabinets and Wardrobes
- Cabinet End Panels
- Black ABS Refrigerator Insert
- Decorative Wall Board
- Wallpaper Border in Kitchen and Bath Area
- Self-Supporting Top Hinged Overhead Storage Doors and Positive Catches on All Other Doors
- Low Friction Roller Drawer Guides
- Wood Interior Grab Handle on Cabinet at Entry Door (N/A: 26RB2, 28RB)
- Brass Finished Entry Rail for Step Well
- Brass Cabinetry Hardware and Bath Accessories
- Laminate Kitchen Countertop with Stainless Steel Sink, Chrome Faucet and Two Sink Covers
- Kitchen Countertop Extension (29RBD, 30PBS, 31SBD)
- Laminated Bath Countertop with Laminated Edge
- All Other Countertops Laminate with Wood Edge
- Kitchen Overhead Cabinets with Adjustable Shelf
- Kitchen Pantry with Adjustable Shelves next to Refrigerator (Fixed Shelves 29RBD, 31SBD)
- Linoleum Flooring in Kitchen and Entryway (N/A: 29RBD, 31SBD)
- Wilsonart® Plank Flooring in Bath, Kitchen and Entryway (29RBD, 31SBD)

TRAVELER STANDARDS AND OPTIONS

- Linoleum Flooring in Bathroom (N/A: 29RBD, 31SBD)
- Upgraded Nylon Carpeting with Scotchgard™ Stain Release with Pad in Living Area and Bedroom
- Soft Touch Padded Vinyl Ceiling
- Wood Slide-Out Fascia with Fabric Inserts (29RBD, 30PBS, 31SBD)
- Elongated Octagon Beveled Edge Mirror (29RBD, 30PBS, 31SBD)
- Bath Door with Accent Trim on Hallway Side
- Wood Trim for Bath Door Opening Hallway Side
- Full Length Mirror in Bath Area
- Medicine Cabinet with Adjustable Shelves
- Bathroom Lav Base Mirror with Wood Frame
- Towel Bar Bath
- Two Towel Rings in Bathroom
- Sleep Sac for Bed
- Day/Night Pleated Shades throughout with Blackout Shades in Living Area
- Mini Blinds in Bathroom
- Soil Repellant on Fabric, Teflon® Fabric Protection

Options

- Decors: Sandpiper, Prussian Gold, Blue Willow, Bahama Bay
- Wood Choice: Regal Cherry, Maple
- Hardwood Raised Panel Doors on Refrigerator
- Laminate Plank Flooring in Kitchen, Bath, and Entryway (N/A: 29RBD, 31SBD)
- Roll-Out Pantry next to Refrigerator with 4 Baskets (N/A with Four-Door Refrigerator Option) (N/A: 29RBD, 31SBD)

FURNITURE

Standard Features

- Electro-Majic™ Bed, Mattress, Sleepsac, and Ladder
- Flip-Up Party Table between Barrel Chairs (26RB2, 28RB, 29RBD)
- Dinette Table with Two Freestanding Chairs
- Fabric Easy Bed Sofa with Two Pillows
- Two Fabric Swivel Barrel Chairs (N/A: 26RB2, 28RB, 29RBD, 30PBS)

Options

- Fabric Barrel Chairs and Flip-Up Party Table ILO Sofa (26RB)
- Soft Touch Vinyl Euro Recliner with Ottoman (Requires Computer Table Option except on 30PBS) (26RB2, 28RB, 29RBD, 30PBS)
- Fabric Jackknife Sofa ILO Two Barrel Chairs and Flip-Up Table (26RB2, 28RB, 29RBD)
- Fabric Electric Sofa (30PBS, 31SBD)
- Fabric L-Sofa, Two Pillows, with Drawer and One Barrel Chair (30PBS)
- Fabric L-Sofa, Two Pillows and Drawer (31SBD)
- Computer Table IPO One Barrel Chair (Requires Soft Touch Vinyl Euro Recliner with Ottoman) (26RB2, 28RB, 29RBD)
- Kitchen Island (29RBD, 31SBD)
- Two Folding Dinette Chairs

ELECTRICAL SYSTEMS AND LIGHTS

Standard Features

- 50 Amp 120V Distribution Panel and Cord
- Onan® 4.0 kW generator
- Four 6V House Batteries
- Battery Disconnect Switches
- 1500 Watt Inverter
- 12V and 110V Outlets in Cockpit Area
- Porch Light
- Exterior Power Entry Step with Light
- Interior Step Well Entry Step Lights
- Water Pump Switch in Service Bay Area, Kitchen and Bath
- Lights in Outside Storage Compartments
- 120V Receptacles in Outside Storage Compartment
- Underhood Utility Light
- Computer Hook-Up with Phone Jack in Dinette Area
- Pilot and Co-Pilot Map Lights
- Snake Light Pilot and Co-Pilot Seat Location
- Systems Control Center
- Fluorescent Lights under Kitchen Overhead
- Fluorescent Ceiling Lights Throughout
- Decorative Framed Galley Fluorescent Light
- Decorative Brass Lighting Dinette Overhead, and Cosmetic Vanity Light

- Bullet Lights in Living Area
- Halogen Lights under Living Room Overhead Cabinets

Options

- Energy Management System
- Solar Panel
- Storage Compartment Tank Monitor Gauges
- Onan® Gold 5.5 kW Gas Generator

PLUMBING AND LP SYSTEMS

Standard Features

- Kitchen Stainless Steel Sink with Single Lever Chrome Faucet
- Separate Chrome Faucet for Filtered Water
- Bath Lav Faucet Single Handle Brass Finish
- Demand Water System and Water Pump
- 6-Gallon LP Gas/Electric Water Heater with Electronic Ignition
- Winterization Valving System
- Water Heater By-Pass Valve
- Toilet with Sprayer
- No-Fuss Flush Holding Tank Rinsing System
- Insulated Systems Compartment with Easy Access to Hook-Up
- Shower inside Wet Bay with Hot/Cold Water
- Gravity and Pressurized Water Fill
- Contained Storage Area for Sewer Hose
- One-Piece Fiberglass Shower
- Shower Light
- Brass Framed Shower Door with Obscure Glass

Options

- Bath Tub
- 10-Gallon Gas/Electric Water Heater with Electronic Ignition (N/A: 26RB2)

HEATING, VENTS AND AIR CONDITIONING

Standard Features

- One 13.5M BTU Air Conditioner with Ducted Air and Wall Digital Thermostat
- 31M BTU Electronic Ignition Furnace
- Electronic Dash AC/Heat Climate Control System

- In-Floor Ducted Heating System with Metal Floor Registers
- 12V Attic Fan in Kitchen
- 12V Roof Vent in Bath
- 12V Attic Fan with Rain Sensor above Electro-Majic™ Bed
- Metal Floor Registers (Antique Brass)

Options

- One 13.5M BTU Air Conditioner with Heat Pump, Ducted Air and Wall Digital Thermostat
- 12V Wet Bay Heater

WINDOWS, DOORS AND AWNINGS

Standard Features

- Radius Flush Mount Single Pane Safety Glass Dark Tinted Slider Windows
- Radius Entrance Door with Clear Glass, Roller Shade, Screen Door and Anti-Skid Steps
- Interior Grab Handle and One Exterior Grab Handle
- Topper Slide-Out Awning (29RBD, 30PBS, 31SBD)
- Protecta Glaze Tinted Plexiglas® Skylight in Bathroom
- Awning Rail

Options

- Radius Flush Mount Dual Pane Safety Glass Dark Tinted Slider Windows
- Texture Vinyl Patio Awning
- Texture Vinyl Automatic Patio Awning
- Texture Vinyl Window Awnings to Slide-Out House Windows (31SBD)
- Window Awning on Sidewall

SAFETY

Standard Features

- Fire Extinguisher
- Deadbolt Lock on Entrance Door
- 120V GFI Protected Circuit, Kitchen, Bath and Exterior
- LP Gas Detector
- Smoke Detector
- Carbon Monoxide Detector
- Pilot and Co-Pilot Three-Point Seat Belts
- Third Brake Safety Light
- Egress Windows

THE FAMILY ADVANTAGE



WE ENCOURAGE YOU TO COMPARE THE HOLIDAY RAMBLER FAMILY ADVANTAGE.

When you purchase a coach from Holiday Rambler, you become part of an industry-leading family of companies called Monaco Coach Corporation. What does that mean for you? It means you have access to a wider array of benefits. To begin with, your coach is built by a level of expertise that could only be achieved through the teamwork and combined experience of all our companies. You also get the benefit of our White Glove factory inspection program, for a higher level of quality assurance and added peace of mind. And your dealer will be happy to tell you about our other innovative programs, including our Extended Care service agreements. Of course, once you're on the road, you'll have access to our nationwide network of more than 350 service facilities, meaning wherever

350 SERVICE FACILITIES NATIONWIDE AND GROWING.

you travel, you're never far from a friend. Ready to roll? In a 2004 Holiday Rambler, the strength of our entire family is behind you every mile of the way.



WARRANTIES

12 MONTH/24,000 MILE
basic limited warranty

5 YEAR/50,000 MILE
limited warranty on aluminum or steel frame
structure of sidewall, roof, front and rear cap

See owner's manual for complete details.



MONACO COACH CORPORATION

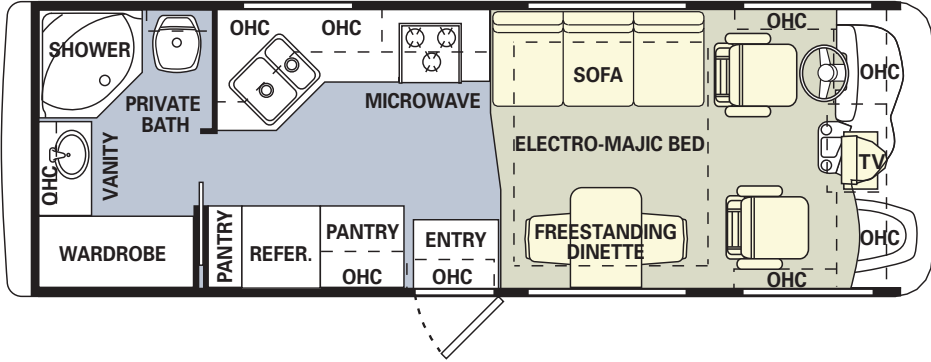
Due to the large variety of options and floorplan arrangements available to our customers, actual weights for each unit can differ significantly. Holiday Rambler provides a weight sticker on each unit we produce which includes that unit's tank capacities and approximate weight. Consult your local Holiday Rambler dealer for unit availability and further information.

The information printed in this brochure reflects product design, fabrication, and component parts at the date of printing. The manufacturer reserves the right, at any time, to make changes in product design or material or component specifications as its sole option, without notice. This includes the substitution of components of a different brand or trade name, which will result in comparable performance. All information printed in this brochure is subject to change after the date of printing. Some features shown or mentioned in this brochure are optional and may only be available in selected floorplans. Photographs may show props or decorations that are not standard equipment on Holiday Rambler models. Holiday Rambler, the HR logo and its design, are registered trademarks. All other products and company names are trademarks and/or registered trademarks of their respective holders.

While the color of the motorhome's exterior and the interior fabrics depicted in this sales brochure are fair and reasonable depictions, the colors depicted may not be an exact match of the actual colors because of the variances in photo-processing and variances caused by inserting the photographs within the sales brochure. Due to product improvements, changes during the model year and/or transcription errors that may occur, information represented within this brochure may not be accurate at the time of your purchase. If certain information is significant to your purchasing decision, please confirm the information with your dealer prior to submitting your order.

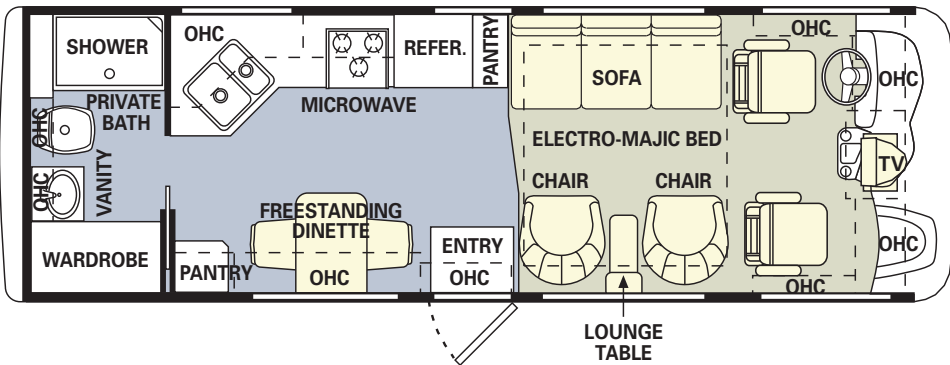
Your towed vehicle should be equipped with auxiliary brakes if the weight of the towed vehicle exceeds 1,000 lbs.

TRAVELER FLOORPLANS



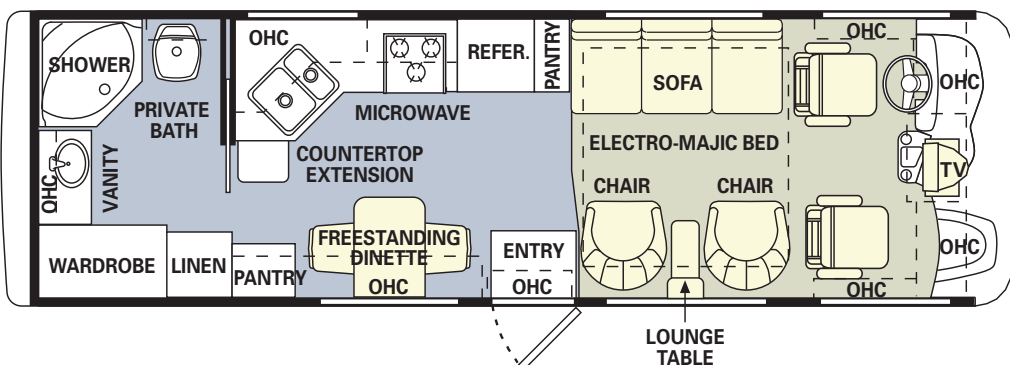
26RB

Options Include:
 Fabric Barrel Chairs and
 Flip-Up Party Table
 ILO Sofa
 Two Folding Dinette Chairs
 Bath Tub



26RB2

Options Include:
 Soft Touch Vinyl Euro
 Recliner with Ottoman
 Fabric Jackknife Sofa
 ILO Two Barrel Chairs
 and Table
 Computer Table IPO
 One Barrel Chair
 (Requires Euro Recliner)
 Two Folding Dinette Chairs
 Bath Tub

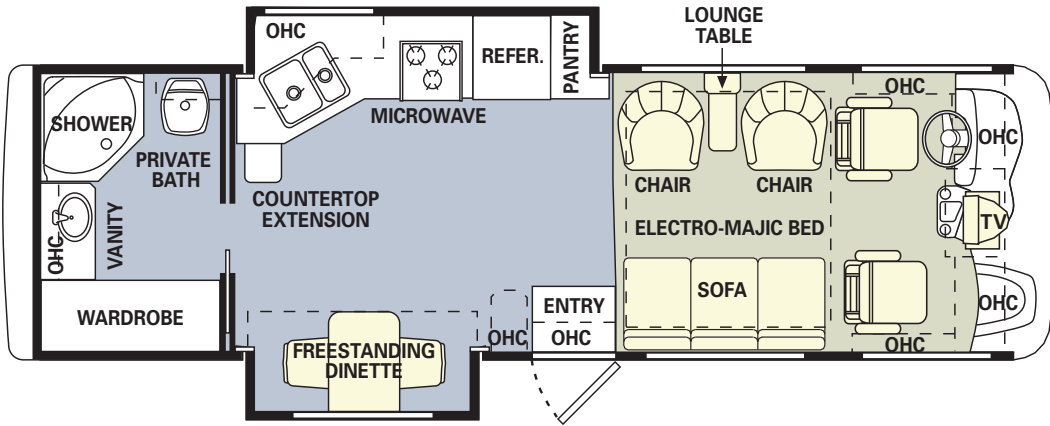


28RB

Options Include:
 Soft Touch Vinyl Euro
 Recliner with Ottoman
 Fabric Jackknife Sofa
 ILO Two Barrel Chairs
 and Table
 Computer Table IPO
 One Barrel Chair
 (Requires Euro Recliner)
 Two Folding Dinette Chairs
 Bath Tub

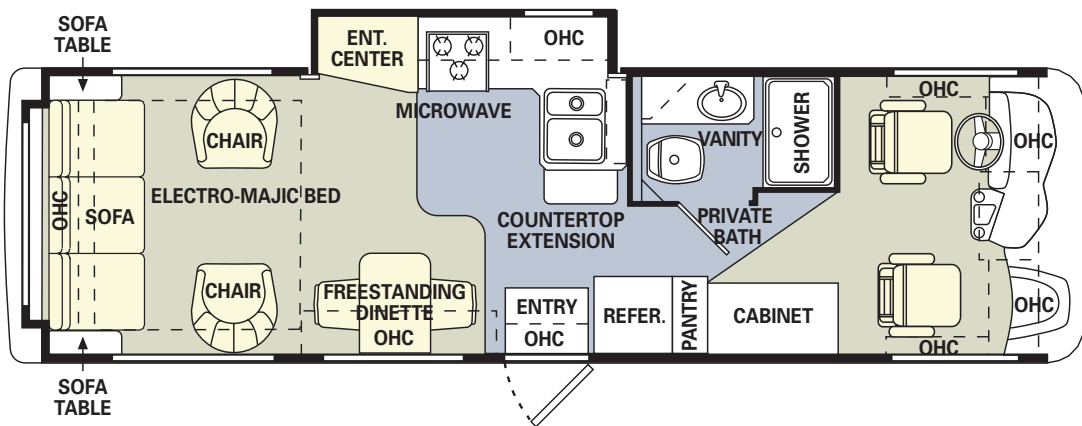
● CARPET ● LINOLEUM
 PLANK
 OPTIONAL

TRAVELER FLOORPLANS



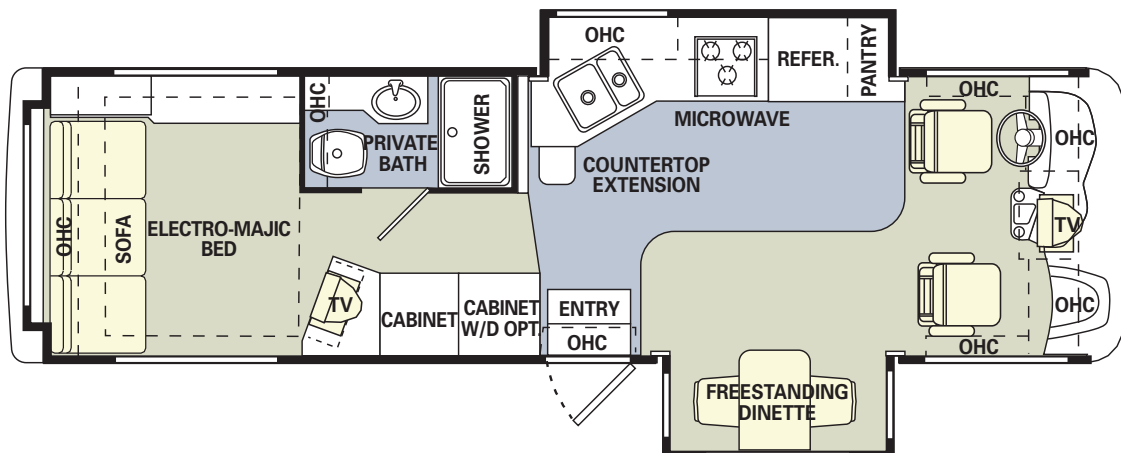
29RBD

Options Include:
 Soft Touch Vinyl Euro Recliner with Ottoman
 Fabric Jackknife Sofa
 ILO Two Barrel Chairs and Table
 Computer Table IPO
 One Barrel Chair (Requires Euro Recliner)
 Two Folding Dinette Chairs
 Island Kitchen
 Bath Tub



30PBS

Options Include:
 Soft Touch Vinyl Euro Recliner with Ottoman
 Two Folding Dinette Chairs
 Fabric Electric Sofa
 Fabric L-Sofa with Drawer and One Barrel Chair
 Bath Tub



31SBD

Options Include:
 Fabric Electric Sofa
 Fabric L-Sofa with Drawer
 Island Kitchen
 Two Folding Dinette Chairs
 Bath Tub

HOLIDAY RAMBLER 2004 TRAVELER

NOW YOU'RE ON YOUR WAY.

THE MOMENT YOU TAKE TO THE ROAD IN A NEW HOLIDAY RAMBLER, YOU'LL KNOW WHAT IT MEANS TO BECOME PART OF A RICH, COLORFUL HERITAGE. BECAUSE FROM THAT MOMENT, YOU'RE INVITED TO JOIN US WHEREVER WE GATHER — AT



RALLIES AND EVENTS ACROSS THE COUNTRY. WHEN YOU PURCHASE A NEW HOLIDAY RAMBLER, YOU ARE ELIGIBLE TO RECEIVE A FREE ONE-YEAR MEMBERSHIP IN THE HOLIDAY RAMBLER CLUB. AND

TO KEEP YOU INFORMED OF ALL THE LATEST NEWS AND EVENTS, YOU'LL ALSO RECEIVE A SUBSCRIPTION TO OUR HOLIDAYS MAGAZINE. OUR WEBSITE ALSO PROVIDES VALUABLE INFORMATION AND IS A CONVENIENT WAY TO CONTACT US

ANYTIME. IN ADDITION, YOU ARE AUTOMATICALLY ENROLLED FOR ONE YEAR IN OUR OWNER ADVANTAGE PROGRAM. WITH THIS IMPRESSIVE ROADSIDE ASSISTANCE PACKAGE, MASTER CERTIFIED RVDA TECHNICIANS AND ASE CERTIFIED TECHNICIANS ARE ON CALL 24 HOURS A DAY TO HANDLE ANY PROBLEMS YOU MAY EXPERIENCE WITH YOUR COACH. THE OWNER ADVANTAGE PROGRAM ALSO INCLUDES THE FOLLOWING BENEFITS: 24-HOUR ROADSIDE ASSISTANCE, FUEL DELIVERY, TIRE CHANGE, BATTERY JUMP START, LOCKOUT SERVICE, TRIP ROUTING AND MAPS, AND MUCH MORE.



www.holidayrambler.com



HOLIDAY RAMBLER®

This is Living®

MONACO COACH CORPORATION

(800) 245-4778

Monaco is traded on the New York Stock Exchange under the listing MNC © 2003, Monaco Coach Corporation 0703 NPN:BROHTRA Litho in USA.

